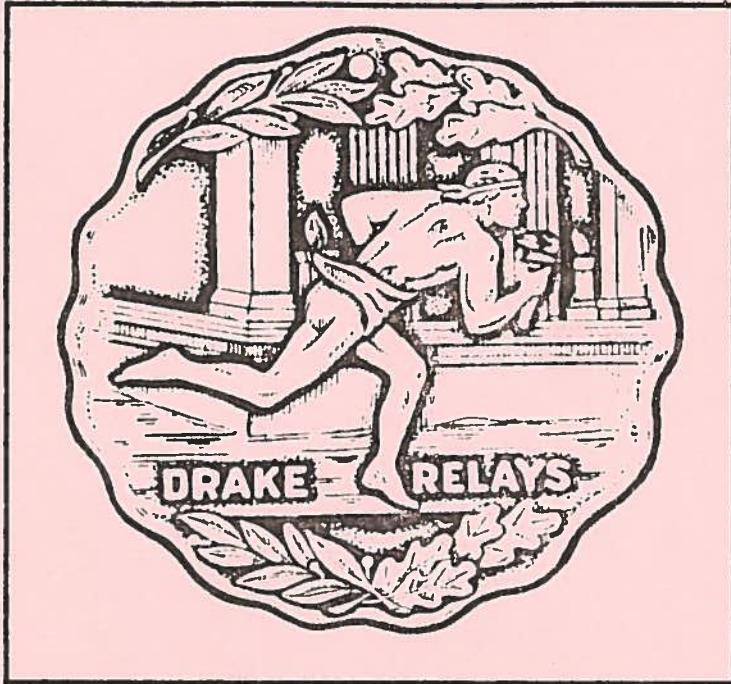


# 1988 DRAKE RELAYS

"America's Athletic Classic"

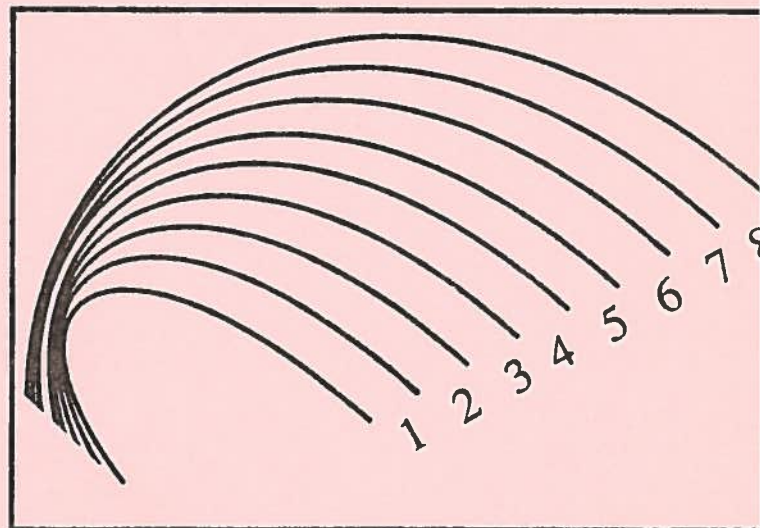
Drake University • Des Moines, Iowa



Heptathlon-Decathlon  
Results



Tuesday-Wednesday  
April 26-27, 1988



\*\*\* 79th Annual \*\*\*



## 1988 DRAKE RELAYS DECATHLON

### EVENT #1 --100-METER DASH -- Tuesday, April 26, 1988 (49 degrees and raining)

	<u>PERF.</u>	<u>EVENT POINTS</u>	<u>TOTAL POINTS (PLC)</u>
1. Matt Zuber, Arizona State	11.23	810	810 (1)
2. Benson Owere, Park College	11.43	767	767 (2)
3. Kip Janvrin, Simpson	11.45	763	763 (3)
4. Jon Wrzesinski, North Dakota	11.54	744	744 (4)
5. Peder Bengtsson, Wichita State	11.62	728	728 (5)
6. Mark Spitzer, Unatt., Baltimore, OH	11.63	725	725 (6)
7. Don Kitzmann, Concordia (NE)	11.75	701	701 (7)
8. Rex Harvey, Drake TC	12.24	605	605 (8)
9. Monty Harker, Westmar	12.26	601	601 (9)
10. Steve Henson, Kansas State	12.34	586	586 (10)
11. Jamie Hallum, Colorado	12.46	563	563 (11)

### EVENT #2 -- LONG JUMP

	<u>MARK</u>	<u>CONVERTED</u>		
1. Mark Spitzer, Unatt., Baltimore, OH	7.04	23-1 1/4	823	1,548 (2)
2. Kip Janvrin, Simpson	6.82	22-4 1/2	771	1,534 (3)
3. Matt Zuber, Arizona State	6.78	22-3	762	1,572 (1)
4. Peder Bengtsson, Wichita State	6.38	20-11 1/4	670	1,398 (5)
5. Benson Owere, Park College	6.32	20-9	657	1,424 (4)
6. Jon Wrzesinski, North Dakota	6.24	20-5 3/4	639	1,383 (6)
7. Steve Henson, Kansas State	6.15	20-2 1/4	619	1,205 (8)
8. Don Kitzmann, Concordia (NE)	6.10	20-0 1/4	608	1,309 (7)
9. Jamie Hallum, Colorado	6.07	19-11	602	1,165 (10)
10. Monty Harker, Westmar	6.05	19-10 1/4	597	1,198 (9)
11. Rex Harvey, Drake TC	5.68	18-7 1/2	519	1,124 (11)

### EVENT #3 -- SHOT PUT

1. Benson Owere, Park College	13.87	45-5 3/4	720	2,144 (3)
2. Peder Bengtsson, Wichita State	13.63	44-8 3/4	706	2,104 (5)
3. Mark Spitzer, Unatt., Baltimore, OH	12.68	41-7 1/4	648	2,196 (1)
4. Kip Janvrin, Simpson	12.03	39-5 1/4	608	2,142 (4)
5. Matt Zuber, Arizona State	11.92	39-1 1/4	602	2,174 (2)
6. Rex Harvey, Drake TC	11.51	37-9 1/4	577	1,701 (10)
7. Jon Wrzesinski, North Dakota	11.31	37-1 1/4	565	1,948 (6)
8. Jamie Hallum, Colorado	11.25	36-11	561	1,726 (9)
9. Steve Henson, Kansas State	11.11	36-5 1/2	553	1,758 (8)
10. Don Kitzmann, Concordia (NE)	10.86	35-7 1/4	537	1,846 (7)
11. Monty Harker, Westmar	8.72	28-7 1/2	409	1,607 (11)

### EVENT #4 -- HIGH JUMP

1. Steve Henson, Kansas State	2.01	6-7	813	2,571 (5)
2. Monty Harker, Westmar	1.92	6-3 1/2	731	2,338 (8)
3T. Kip Janvrin, Simpson	1.89	6-2 1/4	705	2,847 (1)
3T. Kitzmann, Concordia (NE)	1.89	6-2 1/4	705	2,551 (6)
5. Matt Zuber, Arizona State	1.83	6-0	653	2,827 (2)
6T. Peder Bengtsson, Wichita State	1.80	5-10 3/4	627	2,731 (4)
6T. Mark Spitzer, Unatt., Baltimore, OH	1.80	5-10 3/4	627	2,823 (3)
8. Jamie Hallum, Colorado	1.77	5-9 3/4	602	2,328 (9)
9. Jon Wrzesinski, North Dakota	1.74	5-8 1/2	577	2,525 (7)
10. Rex Harvey, Drake TC	1.59	5-2 1/2	457	2,158 (10)
11. Benson Owere, Park College	No Height			2,144 (11)

Drake Relays Decathlon-2-2-2

**EVENT #5 --400-METER DASH**

1. Kip Janvrin, Simpson	50.4h	790	3,637 (1)
2. Matt Zuber, Arizona State	51.46	749	3,576 (2)
3T. Jon Wrzesinski, North Dakota	52.37	709	3,234 (6)
3T. Mark Spitzer, Unatt., Baltimore, OH	52.37	709	3,532 (3)
5. Don Kitzmann, Concordia (NE)	52.94	684	3,235 (5)
6. Peder Bengtsson, Wichita State	53.3h	663	3,394 (4)
7. Steve Henson, Kansas State	54.06	637	3,208 (7)
8. Monty Harker, Westmar	54.73	610	2,948 (8)
9. Rex Harvey, Drake TC	55.94	562	2,720 (10)
10. Jamie Hallum, Colorado	56.6h	531	2,859 (9)
11. Benson Owere, Park College			

**EVENT #6 -- 110-METER HURDLES--Wednesday, April 27, (51 degrees and Partly Cloudy)**

1. Matt Zuber, Arizona State	14.66	891	4,467 (2)
2. Peder Bengtsson, Wichita State	15.73	882	4,276 (4)
3. Kip Janvrin, Simpson	14.88	864	4,501 (1)
4. Jon Wrzesinski, North Dakota	15.17	829	4,063 (5)
5. Mark Spitzer, Unatt., Baltimore, OH	15.81	754	4,286 (3)
6. Monty Harker, Westmar	16.39	689	3,637 (8)
7. Jamie Hallum, Colorado	17.03	621	3,480 (9)
8. Don Kitzmann, Concordia (NE)	17.12	612	3,847 (6)
9. Rex Harvey, Drake TC	18.12	513	3,233 (10)
10. Steve Henson, Kansas State	18.85	446	3,654 (7)
11. Benson Owere, Park College	Withdrew		

**EVENT #7 -- DISCUS**

1. Peder Bengtsson, Wichita State	41.38	135-9	693	4,969 (2)
2. Kip Janvrin, Simpson	39.92	130-11	663	5,164 (1)
3. Rex Harvey, Drake TC	38.30	125-7	630	3,863 (10)
4. Mark Spitzer, Unatt., Baltimore, OH	33.44	109-8	533	4,819 (4)
5. Jon Wrzesinski, North Dakota	33.24	109-1	529	4,592 (5)
6. Don Kitzmann, Concordia (NE)	33.22	108-11	528	4,375 (6)
7. Steve Henson, Kansas State	33.02	108-3	524	4,178 (7)
8. Jamie Hallum, Colorado	32.70	107-3	518	3,998 (8)
9. Matt Zuber, Arizona State	30.84	101-1	481	4,948 (3)
10. Monty Harker, Westmar	21.68	71-1 1/2	304	3,941 (9)
11. Benson Owere, Park College	Withdrew			

**EVENT #8 -- POLE VAULT**

1. Don Kitzmann, Concordia (NE)	5.00	16-4 3/4	910	5,285 (6)
2. Kip Janvrin, Simpson	4.70	15-5	819	5,983 (1)
3T. Jon Wrzesinski, North Dakota	4.50	14-9	760	5,352 (4)
3T. Peder Bengtsson, Wichita State	4.50	14-9	760	5,729 (2)
5. Steve Henson, Kansas State	4.40	14-5 1/4	731	4,909 (7)
6T. Matt Zuber, Arizona State	4.20	13-9 1/4	673	5,621 (3)
6T. Rex Harvey, Drake TC	4.20	13-9 1/4	673	4,536 (10)
8. Jamie Hallum, Colorado	3.90	12-9 1/2	590	4,588 (8)
9. Monty Harker, Westmar	3.80	12-5 1/2	562	4,503 (9)
10. Mark Spitzer, Unatt., Baltimore, OH	3.50	11-5 3/4	482	5,301 (5)
11. Benson Owere, Park College	Withdrew			



## Drake Relays Decathlon-3-3-3

### EVENT #9 -- JAVELIN

1. Steve Henson, Kansas State	58.56	192-0	716	5,625 (7)
2. Mark Spitzer, Unatt., Baltimore, OH	56.68	185-11	688	5,989 (4)
3. Jamie Hallum, Colorado	53.88	176-8	646	5,234 (8)
4. Peder Bengtsson, Wichita State	52.96	173-9	633	6,362 (2)
5. Matt Zuber, Arizona State	49.22	161-5	577	6,198 (3)
6. Kip Janvrin, Simpson	48.94	160-6	573	6,556 (1)
7. Don Kitzmann, Concordia (NE)	48.28	158-3	563	5,848 (5)
8. Rex Harvey, Drake TC	44.92	147-4	514	5,077 (9)
9. Monty Harker, Westmar	43.00	141-1	486	4,989 (10)
10. Jon Wrzesinski, North Dakota	42.94	140-10	485	5,837 (6)
11. Benson Owere, Park College	Withdrew			

### EVENT #10 -- 1,500-METER RUN

1. Kip Janvrin, Simpson	4:24.93	778	7,334 (1)
2. Steve Henson, Kansas State	4:35.89	706	6,331 (2)
3. Jamie Hallum, Colorado	4:44.27	654	5,888 (8)
4. Monty Harker, Westmar	4:55.47	586	5,575 (9)
5. Mark Spitzer, Unatt., Baltimore, OH	5:01.13	553	6,522 (4)
6. Peder Bengtsson, Wichita State	5:01.69	550	6,912 (2)
7. Don Kitzmann, Concordia (NE)	5:02.08	548	6,396 (5)
8. Matt Zuber, Arizona State	5:03.82	538	6,736 (3)
9. Jon Wrzesinski, North Dakota	5:10.57	500	6,337 (6)
10. Rex Harvey, Drake TC	5:46.97	320	5,397 (10)
11. Benson Owere, Park College	Withdrew		

### FINAL INDIVIDUAL RESULTS

1. Kip Janvrin, Simpson, 7,334
2. Peder Bengtsson, Wichita State, 6,912
3. Matt Zuber, Arizona State, 6,736
4. Mark Spitzer, Unatt., Baltimore, OH, 6,522
5. Don Kitzmann, Concordia (NE), 6,396
6. Jon Wrzesinski, North Dakota, 6,337
7. Steve Henson, Kansas State, 6,331
8. Jamie Hallum, Colorado, 5,888
9. Monty Harker, Westmar, 5,575
10. Rex Harvey, Drake TC, 5,397
11. Benson Owere, Park College, Withdrew

### FINAL EVENT LEADERS

- 100-METER DASH--Matt Zuber, Arizona State, 11.23  
LONG JUMP--Mark Spitzer, Unatt., Baltimore, MD, 7.04 (23-1 1/4)  
SHOT PUT--Benson Owere, Park College, 13.87 (45-5 3/4)  
HIGH JUMP--Steve Henson, Kansas State, 2.01 (6-7)  
400-METER DASH--Kip Janvrin, Simpson, 50.4h  
110-METER HURDLES--Matt Zuber, Arizona State, 14.66  
DISCUS--Peder Bengtsson, Wichita State, 41.38 (135-9)  
POLE VAULT--Don Kitzman, Concordia (NE), 4.70 (16-4 3/4)  
JAVELIN--Steve Henson, Kansas State, 58.56 (192-0)  
1,500-METER RUN--Kip Janvrin, Simpson, 4:24.93

Drake Relays Heptathlon-4-4-4

**1988 DRAKE RELAYS DECATHLON**  
**Tuesday and Wednesday, April 26-27, 1988**

**FINAL STANDINGS**

<b>1. Kip Janvrin, Simpson</b>					<b>7,334</b>
11.45 (763)	6.82 (771)	12.03m (608)	1.89m (705)	50.4h (790)	--3,637
14.88 (864)	39.92m (663)	4.70m (910)	48.94m (573)	4:24.93	
11.45	22-4 1/2	39-5 1/4 6-2 1/4	50.4h	14.88 130-11	16-4 3/4 160-6
					4:24.93
<b>2. Peder Bengtsson, Wichita State</b>					<b>6,912</b>
:11.62 (728)	6.38m (670)	13.63 (706)	1.80 (627)	53.3h (663)	--3,394
15.73 (882)	41.38m (693)	4.50m (760)	52.96m (633)	5:01.69	
11.62	20-11 1/4	44-8 3/4 5-10 3/4	53.3	15.73 135-9	14-9 173-9
					5:01.69
<b>3. Matt Zuber, Arizona State</b>					<b>6,736</b>
:11.23 (810)	6.78m (762)	11.92m (602)	1.83m (653)	51.46 (749)	--3,576
14.66 (891)	30.84m (481)	4.20m (673)	49.22m (577)	5:03.82	
11.23	22-3	39-1 1/4 6-0	51.46	14.66 101-1	13-9 1/4 161-5
					5:03.82
<b>4. Mark Spitzer, Unatt., Baltimore, OH</b>					<b>6,522</b>
:11.63 (725)	7.04m (823)	12.68m (648)	1.80m (627)	52.37 (709)	--3,532
15.81 (754)	33.44m (533)	3.50m (482)	56.68m (688)	5:01.13	
11.63	23-1 1/4	41-7 1/4 5-10 3/4	52.37	15.81 109-8	11-5 3/4 185-11
					5:01.13
<b>5. Don Kitzmann, Concordia (NE)</b>					<b>6,396</b>
:11.75 (701)	6.10m (608)	10.86m (537)	1.89m (705)	52.94 (684)	--3,235
17.12 (612)	33.22m (528)	5.00m (910)	48.28m (563)	5:02.08	
11.75	20-0 1/4	35-7 1/4 6-2 1/4	52.94	17.12 108-11	16-4 3/4 158-3
					5:02.08
<b>6. Jon Wrzesinski, North Dakota</b>					<b>6,337</b>
:11.54 (744)	6.24m (639)	11.31m (565)	1.74m (577)	52.37 (709)	--3,234
15.17 (829)	33.24m (529)	4.50m (760)	42.94m (485)	5:10.57	
11.54	20-5 3/4,	7-1 1/4 5-8 1/2	52.37	15.17 109-1	14-9 140-10
					5:10.57
<b>7. Steve Henson, Kansas State</b>					<b>6,331</b>
:12.34 (586)	6.15m (619)	11.11m (553)	2.01m (813)	54.06 (637)	--3,208
18.85 (446)	33.02m (524)	4.40m (731)	58.56m (716)	4:35.89	
12.34	20-2 1/4	36-5 1/2 6-7	54.06	18.85 108-3	14-5 1/4 192-0
					4:35.89
<b>8. Jamie Hallum, Colorado</b>					<b>5,888</b>
:12.46 (563)	6.07m (602)	11.25m (561)	1.77m (602)	56.6h (531)	--2,859
17.03 (621)	32.70m (518)	3.90m (590)	53.88m (646)	4:44.27	
12.46	19-11	36-11 5-9 3/4	56.6h	17.03 107-3	12-9 1/2 176-8
					4:44.27
<b>9. Monty Harker, Westmar</b>					<b>5,575</b>
:12.26 (601)	6.05m (597)	8.72m (409)	1.92m (731)	54.73 (610)	--2,948
16.39 (689)	21.68m (304)	3.80m (562)	43.00m (486)	4:55.47	
12.26	19-10 1/4	28-7 1/2 6-3 1/2	54.73	16.39 71-1 1/2	12-5 1/2 141-1
					4:55.47
<b>10. Rex Harvey, Drake TC</b>					<b>5,397</b>
:12.24 (605)	5.68m (519)	11.51m (577)	1.59m (457)	55.94 (562)	--2,720
18.12 (513)	38.30m (630)	4.20m (673)	44.92m (514)	5:46.97	
12.24	18-7 1/2	37-9 1/4 5-2 1/2	55.94	18.12 125-7	13-9 1/4 147-4
					5:46.97
<b>11. Benson Owere, Park College</b>					
:11.43 (767)	6.32m (657)	13.87m (720)	NH	Withdrew	
11.43	20-9	45-5 3/4 NH	Withdrew		



## 1988 DRAKE RELAYS HEPTATHLON

### EVENT #1 --100-METER HURDLES --Tuesday, April 26, 1988 (49 degrees and Raining)

	<u>PERF.</u>	<u>EVENT POINTS</u>	<u>TOTAL POINTS (PLC)</u>
1. Angie Taylor, Unatt., Champaign, IL	14.44	917	917 (1)
2. Jamie McNeair, Purdue	14.49	910	910 (2)
3. Jill Lancaster, Unatt., Eudora, KS	15.08	831	831 (3)
4. Tia Hensler, Purdue	15.27	806	806 (4)
5. Desiree Orwig, William Penn	15.43	786	786 (5)
6. Gea Johnson, Arizona State	15.46	782	782 (6)
7. Wendi Simmons, Graceland	15.53	773	773 (7)
8. Clare Look, Marquette	15.68	754	754 (8)
9. Beth Lindblad, Minnesota	15.85	733	733 (9)
10. Rosie Wadman, Unatt., Lawrence, KS	16.47	658	658 (10)
11. Janice Swanson, North Park	16.89	609	609 (11)
12. Karen Smith, Northern Iowa	18.26	462	462 (12)
13. Sheri Papsy, Drake	18.33	455	455 (13)

### EVENT #2 -- HIGH JUMP

	<u>MARK</u>	<u>CONVERTED</u>	
1. Tia Hensler, Purdue	1.71	5-7 1/4	867
2. Clare Look, Marquette	1.68	5-6	830
3. Jill Lancaster, Unatt., Eudora, KS	1.65	5-5	795
4. Angie Taylor, Unatt., Champaign, IL	1.59	5-2 1/2	724
5T. Rosie Wadman, Unatt., Lawrence, KS	1.56	5-1 1/4	689
5T. Gea Johnson, Arizona State	1.56	5-1 1/4	689
5T. Jamie McNeair, Purdue	1.56	5-1 1/4	689
8. Karen Smith, Northern Iowa	1.53	5-0 1/4	655
9T. Desiree Orwig, William Penn	1.50	4-11	621
9T. Wendi Simmons, Graceland	1.50	4-11	621
11. Beth Lindblad, Minnesota	1.47	4-9 3/4	588
12. Janice Swanson, North Park	1.44	4-8 3/4	555
13. Sheri Papsy, Drake	1.38	4-6 1/4	491

### EVENT #3 -- SHOT PUT

1. Beth Lindblad, Minnesota	11.74	38-6 1/4	644	1,965 (8)
2. Gea Johnson, Arizona State	11.22	36-9 3/4	610	2,081 (5)
3. Sheri Papsy, Drake	10.95	35-11 1/4	592	1,538 (12)
4. Jill Lancaster, Unatt., Eudora, KS	10.78	35-4 1/2	581	2,207 (1)
5. Clare Look, Marquette	10.65	34-11 1/4	572	2,156 (2)
6. Desiree Orwig, William Penn	10.60	34-9 1/2	569	1,976 (7)
7. Karen Smith, Northern Iowa	10.01	32-10 1/4	530	1,647 (10)
8. Jamie McNeair, Purdue	9.54	31-3 1/4	499	2,098 (3)
9. Tia Hensler, Purdue	8.33	27-4	421	2,094 (4)
10. Janice Swanson, North Park	8.32	27-3 3/4	420	1,584 (11)
11. Angie Taylor, Unatt., Champaign, IL	8.16	26-9 1/4	410	2,051 (6)
12. Wendi Simmons, Graceland	7.86	25-9 1/2	390	1,784 (9)
13. Rosie Wadman, Unatt., Lawrence, KS		Withdrew from Competition		

Drake Relays Heptathlon-2-2-2

**EVENT #4 --200-METER DASH**

1. Angie Taylor, Unatt., Champaign, IL	25.06	881	2,932 (4)
2. Jamie McNeair, Purdue	25.08	879	2,977 (2)
3. Jill Lancaster, Unatt., Eudora, KS	25.54	838	3,045 (1)
4. Clare Look, Marquette	25.85	810	2,966 (3)
5. Tia Hensler, Purdue	25.86	809	2,903 (5)
6. Wendi Simmons, Graceland	26.03	795	2,579 (9)
7. Gea Johnson, Arizona State	26.24	776	2,857 (6)
8. Beth Lindblad, Minnesota	26.44	759	2,724 (7)
9. Sheri Papsy, Drake	26.73	734	2,272 (11)
10. Janice Swanson, North Park	26.84	725	2,309 (10)
11. Desiree Orwig, William Penn	27.37	681	2,657 (8)
12. Karen Smith, Northern Iowa	28.28	609	2,256 (12)
13. Rosie Wadman, Unatt., Lawrence, KS, Withdrew from competition			

**EVENT #5 -- LONG JUMP --Wednesday, April 27 (51 degrees and partly cloudy)**

1. Angie Taylor, Unatt., Champaign, IL	6.11	20-0 1/2	883	3,815 (2)
2. Jill Lancaster, Unatt., Eudora, KS	5.82	19-1	795	3,840 (1)
3. Clare Look, Marquette	5.80	19-0 1/4	789	3,755 (3)
4. Wendi Simmons, Graceland	5.64	18-6	741	3,320 (6)
5. Jamie McNeair, Purdue	5.52	18-1 1/4	706	3,683 (4)
6. Sheri Papsy, Drake	5.25	17-2 3/4	628	2,900 (9)
7. Tia Hensler, Purdue	5.20	17-0 3/4	614	3,517 (5)
8. Desiree Orwig, William Penn	4.77	15-7 3/4	498	3,155 (8)
9. Beth Lindblad, Minnesota	4.76	15-7 1/4	495	3,219 (7)
10. Janice Swanson, North Park	4.59	15-0 3/4	451	2,760 (11)
11. Karen Smith, Northern Iowa	4.29	14-0 3/4	376	2,632 (12)
12. Gea Johnson, Arizona State	Three Fouls			2,857 (10)
13. Rosie Wadman, Unatt., Lawrence, KS	Withdrew			

**EVENT #6 -- JAVELIN**

1. Jamie McNeair, Purdue	37.64	123-5	622	4,305 (4)
2. Jill Lancaster, Unatt., Eudora, KS	37.20	122-0	614	4,454 (1)
3. Sheri Papsy, Drake	36.88	121-0	608	3,508 (9)
4. Clare Look, Marquette	35.84	117-7	588	4,343 (2)
5. Karen Smith, Northern Iowa	35.10	115-2	574	3,206 (11)
6. Desiree Orwig, William Penn	34.22	112-3	557	3,712 (8)
7. Beth Lindblad, Minnesota	32.68	107-1	527	3,746 (7)
8. Angie Taylor, Unatt., Champaign, IL	31.74	104-1	510	4,325 (3)
9. Janice Swanson, North Park	30.26	99-3	482	3,242 (10)
10. Wendi Simmons, Graceland	29.12	95-6	460	3,780 (6)
11. Tia Hensler, Purdue	21.36	70-1	314	3,831 (5)
Gea Johnson, Arizona State	Withdrew			
Rosie Wadman, Unatt., Lawrence, KS	Withdrew			



Drake Relays Heptathlon-3-3-3

EVENT #7 -- 800-METER RUN

1. Jill Lancaster, Unatt., Eudora, KS	2:15.01	893	5,347 (1)
2. Clare Look, Marquette	2:15.20	890	5,233 (2)
3. Jamie McNeair, Purdue	2:17.10	864	5,169 (3)
4. Wendi Simmons, Graceland	2:19.44	831	4,611 (5)
5. Desiree Orwig, William Penn	2:19.84	826	4,538 (6)
6. Janice Swanson, North Park	2:24.97	757	3,999 (10)
7. Beth Lindblad, Minnesota	2:26.32	740	4,486 (8)
8. Karen Smith, Northern Iowa	2:26.99	731	3,937 (11)
9. Angie Taylor, Unatt., Champaign, IL	2:27.00	731	5,056 (4)
10. Sheri Papsy, Drake	2:29.20	703	4,211 (9)
11. Tia Hensler, Purdue	2:32.49	662	4,493 (7)
Gea Johnson, Arizona State	Withdrew		
Rosie Wadman, Unatt., Lawrence, KS	Withdrew		

FINAL INDIVIDUAL STANDINGS

1. Jill Lancaster, Unatt., Eudora, KS, 5,347
  2. Clare Look, Marquette, 5,233
  3. Jamie McNeair, Purdue, 5,169
  4. Angie Taylor, Unatt., Champaign, IL, 5,056
  5. Wendi Simmons, Graceland, 4,611
  6. Desiree Orwig, William Penn, 4,538
  7. Tia Hensler, Purdue, 4,493
  8. Beth Lindblad, Minnesota, 4,486
  9. Sheri Papsy, Drake, 4,211
  10. Janice Swanson, North Park, 3,999
  11. Karen Smith, Northern Iowa, 3,937
- Gea Johnson, Arizona State, Withdrew  
Rosie Wadman, Unatt., Lawrence, KS, Withdrew

FINAL EVENT LEADERS

100-METER HURDLES--Angie Taylor, Unatt., Champaign, IL, 14.44

HIGH JUMP--Tia Hensler, Purdue, 1.71 (5-7 1/4)

SHOT PUT--Beth Lindblad, Minnesota, 11.74 (38-6 1/4)

200-METER DASH--Angie Taylor, Unatt., Champaign, IL, 25.06

LONG JUMP--Angie Taylor, Unatt., Champaign, IL, 6.11 (20-0 1/2)

JAVELIN--Jamie McNeair, Purdue, 37.64 (123-5)

800-METER RUN--Jill Lancaster, Unatt., Eudora, KS, 2:15.01



Drake Relays Heptathlon-4-4-4

1988 DRAKE RELAYS HEPTATHLON  
Tuesday and Wednesday, April 26-27, 1988

FINAL STANDINGS


1. Jill Lancaster, Unatt., Eudora, KS				<b>5,347</b>
:15.08 (831)	1.65m, 5-5, (795)	10.78m, 35-4 1/2, (581)	25.54 (838)	--3,045
5.82m, 19-1, (795)	37.20m, 122-0, (614)	2:15.01 (893)		
2. Clare Look, Marquette				<b>5,233</b>
:15.68 (754)	1.68m, 5-6, (830)	10.65m, 34-11 1/4, (572)	25.85 (810)	--2,966
5.80m, 19-0 1/4, (789)	35.84m, 117-7, (588)	2:15.20 (890)		
3. Jamie McNeair, Purdue				<b>5,169</b>
:14.49 (910)	1.56m, 5-1 1/4, (689)	9.54m, 31-3 1/4, (499)	250.8 (879)	--2,977
5.52m, 18-1 1/4, (706)	37.64m, 123-5, (622)	2:17.10 (864)		
4. Angie Taylor, Unatt., Champaign, IL				<b>5,056</b>
:14.44 (917)	1.59m, 5-2 1/2, (724)	8.16m, 26-9 1/4 (410)	25.06 (881)	--2,932
6.11m, 20-0 1/2, (883)	31.74m, 104-1, (510)	2:27.00 (731)		
5. Wendi Simmons, Graceland				<b>4,611</b>
:15.53 (773)	1.50m, 4-11, (621)	7.86m, 25-9 1/2. (390)	26.03 (795)	--2,579
5.64m, 18-6, (741)	29.12m, 95-6, (460)	2:19.44 (831)		
6. Desiree Orwig, William Penn				<b>4,538</b>
:15.43 (786)	1.50m, 4-11, (621)	10.60m, 34-9 1/2, (569)	27.37 (681)	--2,657
4.77m, 15-7 3/4, (498)	34.22m, 112-3, (557)	2:19.84 (826)		
7. Tia Hensler, Purdue				<b>4,493</b>
:15.27 (806)	1.71m, 5-7 1/4, (867)	8.33m, 27-4, (421)	25.86 (809)	--2,903
5.20m, 17-0 3/4, (614)	21.36m, 70-1, (314)	2:32.49 (662)		
8. Beth Lindblad, Minnesota				<b>4,486</b>
:15.85 (733)	1.47m, 4-9 3/4, (588)	11.74m, 38-6 1/4, (38-6 1/4)	26.44 (759)	--2,724
4.76m, 15-7 1/4, (495)	32.68m, 107-1, (527)	2:26.32 (740)		
9. Sheri Papsy, Drake				<b>4,211</b>
:18.33 (455)	1.38m, 4-6 1/4, (491)	10.95m, 35-11 1/4, (592)	26.73 (734)	--2,272
5.25m, 17-2 3/4, (628)	36.88m, 121-0, (608)	2:29.20 (703)		
10. Janice Swanson, North Park				<b>3,999</b>
:16.89 (609)	1.44m, 4-8 3/4, (555)	8.32m, 27-3 3/4, (420)	26.84 (725)	--2,309
4.59m, 15-0 3/4, (451)	30.26m, 99-3, (482)	2:24.97 (757)		
11. Karen Smith, Northern Iowa				<b>3,937</b>
18.26 (462)	1.53m, 5-0 1/4, (655)	10.01m, 32-10 1/4, (530)	28.28 (609)	--2,256
4.29m, 14-0 3/4, (376)	35.10m, 115-2, (574)	2:26.99 (731)		
Gea Johnson, Arizona State				
:15.46 (782)	1.56m, 5-1 1/4, (689)	11.22m, 36-9 3/4, (610)	26.24 (776)	--2,857
Three Faults (2,857)	Withdrew			
Rosie Wadman, Unatt., Lawrence, KS				
:16.47 (658)	1.56m (689)	Withdrew		




# 1988 DRAKE RELAYS

"America's Athletic Classic"

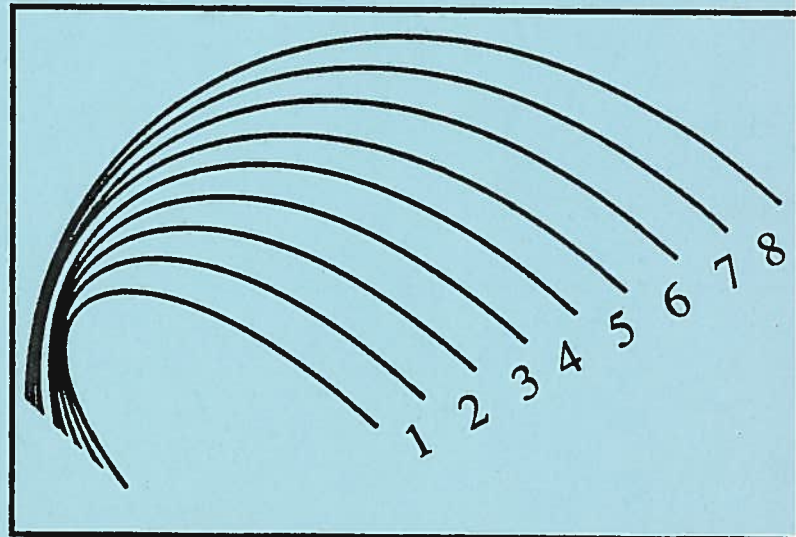
Drake University • Des Moines, Iowa



University-College Division  
Results



Friday, April 29, 1988



\*\*\* 79th Annual \*\*\*



## 79th ANNUAL DRAKE RELAYS

FINALS

DRAKE STADIUM, DRAKE UNIVERSITY, DES MOINES, IOWA

FRIDAY, APRIL 29, 1988

FRIDAY AFTERNOONOFFICIAL RESULTSWOMEN  
UNIVERSITY & COLLEGE

WEATHER REPORT: Sunny Skies, 71°, Humidity 22%, Wind out of the South at 8 mph

4 X 1600-METER RELAY, University & College Final

EVENT 5

1. IOWA STATE	16:24.26	Roland Pauwels, 4:07.9; Darrell Smith, 4:07.9; Tim Wakeland, 4:03.1; Bob Soule, 4:05.4
2. NEBRASKA	16:28.27	Jacques VanRensburg, 4:02.2; Harald Graham, 4:11.0; Jody Fischer, 4:06.5; Frank Graham, 4:08.7
3. EASTERN MICHIGAN	16:38.97	Mark Daily, George Rodriquez, Mark Bronson, John Yates
4. ILLINOIS	16:41.59	Jon Thanos, 4:06.0; Dwight Gilbert, 4:12.6; John Jacobson, 4:17.1; Len Sitko, 4:05.8
5. KANSAS	16:45.70	Ty Thiel, Sean Sheridan, Mike Spielman, Craig Watcke
6. MICHIGAN STATE	16:45.75	Ian Smith, 4:11.0; Kerry Fly, 4:12.1; Dennis Topolinski, 4:12.5; Joe Mihalic, 4:10.1
7. MISSISSIPPI STATE	16:46.69	Gerry Thome, 4:07.3; Scott Hoelzel, 4:21.3; Tim Keller, 4:12.5; Eric Weinhold, 4:06.6
8. RICE	16:46.71	Bill Barrett, 4:26.8; Rich Dissly, 4:08.0; Alfredo Gomez, 4:06.6; Jon Warren, 4:04.3
9. INDIANA STATE	16:56.5	Montez, Crider, LeRoy Hearth, Mark King, Patrick James
10. BRADLEY	17:02.6	Mark Oberle, Tim Boyce, John McConnell, Matt McCormick
11. MISSOURI	17:11.1	Kevin Grover, John Pendergraft, Jeff Dick, Tim Sitz
12. MARQUETTE	17:26.3	Mike McTernan, Jerry Anderson, Ryan Hendrickson, Pete Bandettini
13. SOUTH DAKOTA	17:28.0	Robert Bates, Paul Barnhart, Steve DeVaney, Matt Myers
14. FORT HAYS STATE	17:32.7	Larry Wood, Rick Walker, Tim Welker, Tom Welker
15. NORTHWEST MISSOURI STATE	17:49.0	Mark VanSickle, Lloyd Hunt, Robb Finegan, Rusty Adams
16. WISCONSIN-MILWAUKEE	17:51.6	Eric Gietzen, Ralph Welsh, Tim Malloy, Kevin Bouche

800-METER RUN, Men's Masters, Final

EVENT 9

1.	Steve Currins	Crete, Illinois	2:03.59
2.	Jim Braig	Dubuque, Iowa	2:06.14
3.	Ralph Trimble	Urbana, Illinois	2:06.86
4.	Frank Davis	Rock Falls, Illinois	2:08.20
5.	Jerrold Mayster	Highland Park, Illinois	2:10.55
6.	Tom Carper	Macomb, Illinois	2:10.92
7.	Ron McKay	Chariton, Iowa	2:11.77
8.	Leon Jampol	Wilmette, Illinois	2:17.04

4 X 800-METER RELAY, J.M. Saunderson College Invitational Final

EVENT 13

1.	WAYLAND BAPTIST	7:29.93	Paul Dreessen, 1:55.7; Michael Gregory, 1:49.4; Lorenzo McGill, 1:54.5; Kisute Kiboko, 1:50.3
2.	OKLAHOMA BAPTIST	7:30.69	Terry Lawson, Kyle Skartwed, Anthony Carney, Paul Causey
3.	CAL POLY-POMONA	7:34.53	TeFere Gebre, 1:55.1; Dave Lukarilla, 1:52.9; Kevin Knapp, 1:53.7; Angel Roman, 1:52.6
4.	SOUTH DAKOTA	7:35.11	Todd Poling, Kent Tekrony, Jason Watkins, Hollis Reed
5.	MANKATO STATE	7:37.32	Shawn Bernier, 1:53.0; Brian Engelkes, 1:54.4; KEVIN Johnson, 1:54.8; John Schuster, 1:55.1
6.	DOANE	7:41.53	Shawn Wheelock, Jeff Gruidel, Darrin Carnagie, Dave Gibbons
7.	LORAS	7:43.08	Chris O'Donnell, Brian Annis, Gary Heikers, Chris Santamaria
8.	CONCORDIA-NEB	7:44.48	Andy Krause, Kenny O'Brien, Scott Janke, Greg Rathke
9.	WISCONSIN-STEVENS POINT	NT	Steve Wollmer, Curt Justman, Rich Meinke, Joel Skarda
10.	SOUTH DAKOTA STATE	NT	Myron Friesen, Mark VanGroothest, Craig Glazier, Dave Wik
11.	AUGUSTANA-ILL	NT	Kevin Severson, Kevin Rice, Wilkie Stadeker, David Terronez
12.	NORTHWEST MISSOURI STATE	NT	Darryl Wagner, Lloyd Hunt, Bob Calegan, Mike Hayes
13.	FORT HAYS STATE	NT	Larry Wood, Rick Walker, Tim Welker, Tom Welker
14.	OKLAHOMA CHRISTIAN	NT	Scott Farris, Jay Williams, Terry Watkins, Peter Setimela
15.	MORNINGSIDE	NT	John Weiland, David Nash, Randy Eckmann, Rick Amos

4 X 800-METER RELAY, Frank Cramer, University Final

EVENT 14

1.	ARIZONA	7:16.86	Michael Davidson, 1:50.4; John Quade, 1:49.6; Rod Clarke, 1:49.7; Doug Herron, 1:47.1
2.	MINNESOTA	7:20.87	Dan Hebl, Steve Scarince, Carson Hoeft, Jim Scott
3.	IOWA	7:21.46	Louis English, 1:51.9; Rodney Chambers, 1:50.7; D'Juan Strozier, 1:47.9; St. Clair Blackman, 1:50.1
4.	KANSAS	7:21.96	Gerald Harder, 1:50.8; Jon Joslin, 1:50.9; Steve Heffernan, 1:50.1; Stacey Smiedala, 1:50.1
5.	ILLINOIS STATE	7:23.64	Don Schafer, 1:52.6; Dan Devlin, 1:50.1; Mike Buhrow, 1:51.5; Nave Wilson, 1:49.5
6.	IOWA STATE	7:24.91	John Burris, James Hall, Brett Carney, Derrell Polk



4 X 800-METER RELAY, Frank Cramer, University Final, Cont'd.

EVENT 14

7.	BAYLOR	7:25.54	Sam Terry, Trent Sharp, Victor Valen, Terril Davis
8.	SOUTHERN METHODIST	7:27.27	Cedric Matterson, Colin Strong, Flint Craig, Mike Kerr
9.	WISCONSIN	7:32.5	Mike Raemisch, Brian Dorow, Rob Stelter, Fred Chepyator
10.	DRAKE	7:38.1	John Schauff, 1:51.2; Shane Bumgarner, 1:50.7; Charles Barber, 1:51.2; Dean Ohlhues, 1:56.0

400-METER INTERMEDIATE HURDLES, Women's Final

EVENT 16

NCAA Qualifying Standards: Div I - 58.50, Div II - 1:10.90, Div III - 1:05.24

1.	Victoria Fulcher	ILLINOIS	57.2
2.	Natasha Thomas	IOWA STATE	59.0
3.	Jacqui Parker	IOWA STATE	59.0
4.	Leslie Nixon	LOUISIANA STATE	59.2
5.	Tanya Woodside	TEXAS A & M	59.8
6.	Linetta Wilson	NEBRASKA	59.8
7.	Wendy Kelly	WICHITA STATE	59.9
	Flora Hyacinth, Alabama - Did Not Finish		

400-METER INTERMEDIATE HURDLES, University & College Final

EVENT 17

NCAA Qualifying Standards: Div I - 50.85, Div II - 52.60, Div III - 54.04

1.	Marvin Parnell	MICHIGAN STATE	50.63
2.	Robert Rucker	ARIZONA STATE	51.55
3.	Chris Lancaster	INDIANA STATE	51.60
4.	Robert Cheeseborough	BALL STATE	51.75
5.	Mark Phillips	ARIZONA STATE	52.80
6.	Brian Ballou	ARIZONA	53.65
7.	Felton Nails	PRAIRIE VIEW A & M	53.67
	Mike Christman, Wisconsin-Stevens Point - Did Not Finish		

400-METER INTERMEDIATE HURDLES, Men's Special Invitational Final

EVENT 18

1.	Winthrop Graham	TEXAS	49.37
2.	Gordon Bugg	ARIZONA STATE	49.83
3.	Patrick McGhee	IOWA	50.02
4.	Daniel Ogidi	All Star International	51.32
5.	Bernard Williams	LOUISIANA STATE	51.41
6.	Keith Talley	Tuscaloosa, Alabama	51.72
7.	Jon Thomas	Indiana TC	52.29
8.	Chris McGowan	Stillwater, Oklahoma	52.41

4 X 200-METER RELAY, Women's Final

EVENT 19

1.	ILLINOIS	1:33.74	Celena Mondie, Angela McClatchey, Leticia Beverly, Victoria Fulcher
2.	OKLAHOMA	1:34.92	Kim Nichols, Carla Wilson, Melody McNeely, Darlena Morganfield
3.	LOUISIANA STATE	1:35.74	Tananjalyn, Zina Age, Danyel Wofford, Esther Jones
4.	WAYLAND BAPTIST	1:36.09	Comfort Igeh, Althea Thomas, Marcia Brown, vickie Aoko
5.	KANSAS	1:38.02	Shundrekia Smith, Mylene Maharei, Sherlanda Brooks, Yolanda Taylor
6.	DRAKE	1:39.04	Nancy Thomas, Sherri Papsy, Debbie Kriebich, Kim Atwater
7.	MISSISSIPPI STATE	1:39.06	Yvonne Davis, Lisa Brooks, Nina Everett, Falilatu Ogunkaya
	EASTERN MICHIGAN - Disqualified - 1-2 out of zone - Ran 1:36.25		

NEW DRAKE RELAYS RECORD: 1:33.74, Illinois - New Event

4 X 200-METER RELAY, University Final

EVENT 20

1.	MISSOURI	1:21.40	Iziaq Adeyanju, Rob Collier, Peter Ifeduba, Victor Edet
2.	JACKSON STATE	1:22.54	Rickey Smith, Roland Barclay, Ronald Whitsett, Michael Newbold
3.	NEBRASKA	1:23.27	Bill Trott, Dale Burrage, Mark Perry, bobby Jelks
4.	DRAKE	1:23.60	Derek Kilstrom, Todd Crawford, Darnell Harris, Kevin Little
5.	EASTERN MICHIGAN	1:23.80	Andy Bonnell, Dazel Jules, Willie Jenkins, Charles Wilson
6.	INDIANA STATE	1:26.33	John Dodson, Darrow Ramsy, Ron Smith, John Martin

4 X 200-METER RELAY, College Final

EVENT 21

1.	WAYLAND BAPTIST	1:23.87	Darnell Adams, Devon Morris, Alrick Munroe, Craig Taylor
2.	NORTHWEST MISSOURI STATE	1:26.61	John Jewett, David Eagleton, Dwayne Young, Jarvis Redmond
3.	NORTH DAKOTA STATE	1:27.21	Jim Thompson, Mike Eckroth, Jerry Boschee, Robert Stevson
4.	LORAS	1:27.50	Kevin Shetler, Tim Keane, Don Stubbs, Barry Harris
5.	LUBBOCK CHRISTIAN	1:27.64	Russell Haynes, Sherlon Didier, Shannon Dye, Chris Edwards
6.	HASTINGS	1:28.08	Dave Sutter, Darryn Dicken, Ty McCarty, Omar Whitfield

MANKATO STATE - Disqualified: 2-3 before zone, Ran 1:26.68

CENTRAL - Disqualified: 3-4 before zone, Ran 1:30.03



79th ANNUAL DRAKE RELAYS  
DRAKE STADIUM, DRAKE UNIVERSITY, DES MOINES, IOWA  
FRIDAY, APRIL 29, 1988

WOMEN

FRIDAY MORNING

OFFICIAL RESULTS

UNIVERSITY & COLLEGE

WEATHER REPORT: Sunny Skies, 49°, Humidity - 44%, Wind out of the SE 5 -7 mph

NOTE: Results are on accutrack timer unless otherwise noted by an "h".

---

Thursday, April 28, 1988

10,000-METER RUN, Women's Invitational, Final

EVENT 3

1. Patti Murray	Club Nike	32:57.38
2. Karen Lutzke	Reebok TC	33:27.48
3. Eileen Donaghy	MINNESOTA	34:15.83
4. Anne Kuiken	DE PAUL	35:26.68
5. Carey Hill	Sallie Mae TC	35:49.87
6. Yvonne Hollman	MIDLAND LUTHERAN	35:58.01

10,000-METER RUN, Men's Invitational, Final

EVENT 4

1. Dave Halle	ILLINOIS	29:26.59
2. Ty Wolf	Macomb, Illinois	30:05.12
3. Chris Morgan	ARIZONA	30:08.83
4. Leodgard Fiita	WAYLAND BAPTIST	30:09.04
5. Gordan Sanders	Bob Schul Racing Team	30:24.59
6. Jamie Burnham	MISSOURI BAPTIST	30:36.27
7. Jeff Brooks	Quad City Athletes Foot	31:20.51
8. Rob Connor	Mankato, Minnesota	31:39.58
9. Rolf Schmidt	NORTH DAKOTA STATE	32:04.81
10. Rusty Adams	NORTHWEST MISSOURI STATE	32:17.11
11. Robb Finegan	NORTHWEST MISSOURI STATE	32:48.78
12. Kurt McClellan	HASTINGS	33:51.93

400-METER INTERMEDIATE HURDLES, Women's, Prelims

EVENT 16

NCAA Qualifying Standards: Division I -58.50, Division II - 1:10.90, Division III - 1:05

HEAT 1

1. Linetta Wilson	NEBRASKA	58.66
2. Natasha Thomas	IOWA STATE	59.54
3. Wendy Kelly	WICHITA STATE	59.79
4. Flora Hyacinth	ALABAMA	59.78
5. Tanya Woodside	TEXAS A & M	59.81
6. Felecia Allen	MISSOURI	1:00.39
7. Kim Burton	AUBURN	1:02.34
8. Christine McGee	PURDUE	1:04.74

400-METER INTERMEDIATE HURDLES, Women's Prelims, Cont'd.

EVENT 16

## HEAT 2

1. Victoria Fulcher	ILLINOIS	57.96
2. Leslie Nixon	LOUISIANA STATE	58.25
3. Jacqui Parker	IOWA STATE	59.31
4. Donalda Duprey	LOUISIANA STATE	1:00.58
5. Kim Kilpatrick	KANSAS STATE	1:01.63
6. Lisa Edmonds	TEXAS A & M	1:03.19
7. Beverly Powell	IOWA	1:11.35

QUALIFIERS: Linetta Wilson, Nebraska; Leslie Nixon, Louisiana State; Victoria Thomas, Iowa State; Jacqui Parker, Iowa State; Wendy Kelly, Wichita State; Flora Hyacinth, Alabama; Tanya Woodside, Texas A & M

400-METER INTERMEDIATE HURDLES, University & College, Prelims

EVENT 17

NCAA Qualifying Standards: Div. I - 50.85, Div. II - 52.60, Div. III - 54.04

## HEAT 1

1. Marvin Parnell	MICHIGAN STATE	51.19
2. Robert Cheeseborough	BALL STATE	51.93
3. Kevin Walker	BAYLOR	52.30
4. Steve Lambeth	OKLAHOMA	52.62
5. Wilson Santucci	MISSISSIPPI STATE	53.30
6. Dale Burrage	NEBRASKA	53.53
7. Emanuel Blakeney	GEORGIA	54.31

## HEAT 2

1. Felton Nails	PRAIRIE VIEW	51.36
2. Mark Phillips	ARIZONA STATE	52.40
3. Celestine Okwilagwe	SOUTHERN METHODIST	52.44
4. Mike McAninch	GEORGIA	53.66
5. Joel Hartman	NORTHERN IOWA	53.82
6. Morris Rau	MOORHEAD STATE	54.20
7. Steve Wallace	WISCONSIN	56.60

## HEAT 3

1. Brian Ballou	ARIZONA	52.29
2. Mike Christman	WISCONSIN-STEVENSON POINT	52.31
3. Paul Steele	IOWA	52.65
4. Troy Mattes	WISCONSIN	53.25
5. Solomon Okundaye	OKLAHOMA BAPTIST	53.54
6. Jeff Clements	ILLINOIS STATE	53.63
7. Steve Argersinger	DRAKE	56.27

Keith Wheeler, Texas - Did Not Finish - Fell

## HEAT 4

1. Robert Rucker	ARIZONA STATE	51.83
2. Chris Lancaster	INDIANA STATE	52.23
3. Victor Moore	MISSOURI	53.93
4. Terry Herron	TEXAS A & M	54.49
5. Todd Smith	MORNINGSIDE	56.59



400-METER INTERMEDIATE HURDLES, University &amp; College, Prelims Cont'd.

EVENT 17

HEAT 4, Cont'd.

Michael Graham, Iowa State - Disqualified - Trail Leg - Ran 52.65  
 Eric West, Missouri Baptist - Disqualified - Trail Leg - Ran 53.29

QUALIFIERS: Marvin Parnell, Michigan State; Robert Cheeseborough, Ball State,  
 Felton Nails, Prairie View, Mark Phillips, Arizona State; Brian Ballou, Arizona;  
 Mike Christman, Wisconsin-Stevens Point; Robert Rucker, Arizona State; Chris Lancaster,  
 Indiana State

4 X 100-METER RELAY, Women's Prelims

EVENT 37

NCAA Qualifying Standards: Div. I - 45.24; Div. II - 47.10; Div. III - 49.44

HEAT 1

1. LOUISIANA STATE	45.43	Tananjalyn Stanley, Opal Cunningham, Danyel Wofford, Esther Jones
2. OKLAHOMA	45.91	Kim Nichols, Katherine Burns, Melody McNeely, Darlena Morganfield
3. EASTERN MICHIGAN	46.31	Jacckie Hinds, Angela Springer, Vicky Kazlina, Virgie Bullie
4. DRAKE	46.76	Nancy Thomas, Adrienne Pannier, Debbie Kriebich, Kim Atwater
5. KANSAS	47.59	Shundrekia Smith, Mylene Maharaj, Sherlanda Brooks, Tolanda Taylor
6. MOORHEAD STATE	49.03	Cheryl Whitlow, Wendy Granum, Bonnie Steinbach, Ann Kiecker
7. IOWA WESLEYAN	50.90	Kelly Carlson, Brenda Brown, Toni Jones, Corrie Skiles

HEAT 2

1. MISSOURI	45.56	Angela Monroe, Natasha Kaiser, Teri LeBlanc, Lorinda Richardson
2. MISSISSIPPI STATE	46.06	Yvonne Davis, Lisa Brooks, Nina Everett, Falilatu Ogunkoya
3. NEBRASKA	46.19	Michelle Miller, Linetta Wilson, Beth Webster, Karen Kruger
4. IOWA	47.41	Lexie Anderson, Sandra Govinden, Jane Timm, Nancy Golie
5. PURDUE	55.06	Dawn Benedict, Lisa Fears, Angela Goodman, Jamie McNear
WISCONSIN-MILWAUKEE - Disqualified - 2-3 before zone - Ran 50.44		

HEAT 3

1. ILLINOIS	44.97	Victoria Fulcher, Angela McClatchey, Leticia Beverly, Celena Mondie
2. WAYLAND BAPTIST	46.03	Comfort Igeh, Althea Thomas, Marcia Brown, Vickie Aoko
3. GEORGIA	47.26	Dawn Brown, Latasaa Rogers, Catherine Colter, Monica Willis
4. IOWA	47.76	Beverly Powell, Tricia Vesely, Davera Taylor, Senta Hawkins

4 X 100-METER RELAY, Women's Prelims, Cont'd.

EVENT 37

## HEAT 3, Cont'd.

5. AUBURN 51.63 Stefanie Bellinger, Cheryl Glenn, Camaro West,  
Jackie Smith  
TOLEDO - Disqualified - 304 out of zone - Ran 49.29

QUALIFIERS: Louisiana State, Oklahoma, Missouri, Mississippi State, Illinois, Wayland Baptist, Nebraska, Eastern Michigan

4 X 100-METER RELAY, University Prelims

EVENT 41

NCAA Qualifying Standards: Div. I - 39.85, Div. II - 41.30, Div. III - 42.22

## HEAT 1

1. TEXAS 40.13 Johnny Washington, Eric Metcalf, Tony Jones,  
Jason Leach  
2. EASTERN MICHIGAN 40.89 Wayne Boyd, Dazel Jules, Willie Jenkins,  
Charles Wilson  
3. KANSAS 41.49 Bryan Martin, Darren Bell, Ornette Gaines,  
Ricky Mays  
RICE - Disqualified - 1-2 out of zone - Ran 40.39  
PURDUE - Did Not Finish

## HEAT 2

1. JACKSON STATE 40.11 Ronald Whitsett, Roland Barclay, Rickey Smith,  
Michael Newbold  
2. MISSISSIPPI STATE 40.12 Keith Laurant, Sidney Braddy, Lorenzo Daniel,  
Rickey Huell  
3. DRAKE 40.38 Kevin Little, Todd Crawford, Derek Kilstrom,  
Darnell Harris  
4. ARIZONA STATE 41.54 Gordon Bugg, Ed Lovelace, Chip Rish,  
Curtis Moss  
5. INDIANA STATE 42.57 Henry Spillers, Benjamin Kelly, Darrow Ramsey,  
Ron Smith  
6. CHICAGO STATE 43.54 Femi Afolayan, Enos Watts, Een Colebrooke,  
Bertino Smith

## HEAT 3

1. TEXAS A & M 39.31 Lawrence Felton, Derrick Florence, Andre Cason,  
Stanley Kerr  
2. GEORGIA 40.57 Steve Moore, Mike Hines, Randy Bell, Gary  
Duncan  
3. NORTHWESTERN-ILL 42.02 Bryan Waxman, Steve Duncan, Greg McCullough,  
Terry Davis  
4. WISCONSIN 42.46 Jeff Firzlauff, Shawn Peters, Kevin Oglesby,  
Greg Rogers  
5. TOLEDO 43.39 Corey Davis, Rod Whitlow, Joel Clay, Scott Schert

## HEAT 4

1. MISSOURI 40.24 Victor Edet, Bruce Cockrell, Iziaq Adeyanju,  
Yemi Aladefa  
2. NEBRASKA 40.43 Bill Trott, Kenny Dixon, Mark Perry,  
Bobby Jelks



4 X 100-METER RELAY, University Prelims, Cont'd.

EVENT 41

## HEAT 4, Cont'd.

3. COLORADO	40.50	Gary Ramsay, Steve Provanzano, Kyle Hargett, Devlon Dunn
4. PRAIRIE VIEW	41.65	Felton Nails, Eric Pogue, Karenton Facey, Charles Bruce
5. NORTHERN IOWA	41.95	Rodney Garrett, Brooks Glassnapp, Brad Bartelt, David Harrington

QUALIFIERS: Texas, Eastern Michigan, Jackson State, Mississippi State, Texas A & M, Georgia, Missouri, Nebraska

4 X 100-METER RELAY, College Prelims

EVENT 41

NCAA Qualifying Standards: Div. I - 39.85, Div. II - 41.30, Div. III - 42.22

## HEAT 1

1. WAYLAND BAPTIST	40.70	Darnell Adams, Craig Taylor, Alrick Munroe, Devon Morris
2. HASTINGS	41.40	Andre Sanders, Marvin Williams, Dan Blanford, Omar Whitfield
3. LINCOLN	41.60	Synstr Carter, Eric Young, Stacey Jorrey, Darick Gleason
4. NORTHWEST MISSOURI STATE	41.96	Dwayne Young, Renwick Bovell, John Jewett, Jarvis Redmond
5. NEBRASKA WESLEYAN	42.05	Tim Beebe, Dave Detlefsen, Darin Bentzinger, Chuck Olsen
6. DOANE	42.10	Matt Bamesberger, Darwin Richie, Mike Barnes, Paul Gaines
7. LORAS	42.51	Kevin Shetler, Tim Keane, Don Stubbs, Barry Harris
8. LUBBOCK CHRISTIAN	42.70	Russell Haynes, Sherlon Didier, Dan Conder, Chris Edwards

## HEAT 2

1. MANKATO STATE	41.55	Kevin Bledsoe, Moo Muhammad, Demetre Marten, Harvey Mills
2. MORNINGSIDE	41.56	Morgan Walker, Darrell Thomas, Jeff Smith, Charles Johnson
3. NORTH DAKOTA STATE	41.64	Kenton Cargile, Mike Eckroth, Jerry Boschee, Robert Stevson
4. ST. THOMAS	42.27	John Seibel, Randy Lacombe, John Schwartz, Rich Harkwell
5. KEARNEY STATE	42.38	Tony Schirmer, Neil Taylor, Travis Vallin, James Parks
6. NORTH CENTRAL	42.91	Shawn Welti, Pete Bartelson, Marc Browning, Clint Mobley
7. WISCONSIN-STEVENS POINT	43.27	Peter Larsen, Rob Witon, Tim Jahmke, Brad Howslet

NORTHEAST MISSOURI STATE - Did Not Finish

QUALIFIERS: Wayland Baptist, Hastings, Mankato State, Morningside, Lincoln, North Dakota State, Northwest Missouri State, Nebraska Wesleyan

4 X 200-METER RELAY, University Prelims

EVENT 20

## HEAT 1

1.	MISSOURI	1:23.12	Iziaq Adeyanju, Rob Collier, Peter Ifeduba, Victor Edet
2.	DRAKE	1:23.49	Derek Kilstrom, Todd Crawford, Darnell Harris, Kevin Little
3.	IOWA STATE	1:26.03	Shawn Jackson, Terry Brown, Richard Ashby, Mark Tyler
4.	INDIANA STATE	1:26.62	John Dodson, Darrow Ramsy, Ron Smith, John Martin
5.	CHICAGO STATE	1:30.71	Enos Watts, Bertino Smith, Een Colebrooke, Remi Afolayan
	CINCINNATI - Disqualified - 1-2 out of zone - Ran 1:26.89		
	ARIZONA STATE - Did Not Finish - 1-2 dropped baton		
	WISCONSIN - Did Not Finish		

## HEAT 2

1.	NEBRASKA	1:23.5	Bill Trott, Dale Burrage, Mark Perry, Bobby Jelks
2.	JASCKSON STATE	1:23.6	Rickey Smith, Roland Barclay, Ronald Whitsett, Michael Newbold
3.	ALABAMA	1:24.2	Craig Griffin, Jack Williams, Alfonzo Henson, Larry Cantrell
4.	EASTERN MICHIGAN	1:24.3	Andy Bonnell, Dazel Jules, Willie Jenkins, Charles Wilson
5.	PRAIRIE VIEW A & M	1:24.7	Felton Nails, Charles Bruce, Karenton Facey, Eric Pogue
6.	GRAMBLING STATE	1:25.8	Burnett King, Derrick George, Terry Gadson, Keith Mouton
7.	PURDUE	1:27.1	Carl Williams, Tim Moore, Curtis McManus, Jeff Kimbel
8.	DE PAUL	1:30.5	Brian Scerba, Milt Brown, Tracey Geary, Bryan Becker

QUALIFIERS: Missouri, Drake, Iowa State, Indiana State, Nebraska, Jackson State, Alabama, Eastern Michigan

4 X 200-METER RELAY, College Prelims

EVENT 21

## HEAT 1

1.	WAYLAND BAPTIST	1:24.84	Darnell Adams, Devon Morris, Alrick Munroe, Craig Taylor
2.	NORTHWEST MISSOURI STATE	1:27.29	John Jewett, David Eagleton, Dwayne Young, Jarvis Redmond
3.	LORAS	1:27.60	Kevin Shetler, Tim Kearne, Don Stubbs, Barry Harris
4.	HASTINGS	1:27.81	Dave Sutter, Darryn Dicken, Ty McCarty, Omar Whitfield
5.	CENTRAL	1:28.13	Dan Wallace, Todd Bohlen, Jeff Wallerich, David Palmer
6.	DOANE	1:28.40	Matt Bamesberger, Darwin Richie, Mike Barnes, Paul Gaines
7.	NORTHEAST MISSOURI STATE	1:28.49	Billy Smith, Jeff Baker, Kelly Marsengill, Rodney Scott
8.	SOUTH DAKOTA	1:28.76	Hamid Woodham, Mark Mattox, Greg Kuent, Kirk Hoefling



4 X 200-METER RELAY, College Prelims, Cont'd.

EVENT 21

## HEAT 2

1. MANKATO STATE	1:26.58	Charles Ude, DeMetre Martin, Kevin Bledsoe, Mo Muhammad
2. NORTH DAKOTA STATE	1:27.71	Jim Thompson, Mike Eckroth, Jerry Boschee, Darcy Neigum
3. LUBBOCK CHRISTIAN	1:27.72	Russell Haynes, Sherlon Didier, Shannon Dye, Chris Edwards
4. AUGUSTANA-SD	1:29.92	Jay Siverson, Dave Hill, Brent Schneider, Mike Murphy
5. NORTH CENTRAL	1:30.04	Shawn Welti, Pete Bartelson, Jim VanHootegem, Clint Mobley
6. CORNELL	1:32.19	John Stimson, Barry Shaul, Darwin Webb, Glen Cline

MORNINGSIDE - Disqualified - 3-4 out of zone - Ran 1:27.19

LINCOLN - Disqualified - #2 out of lane on north corner

QUALIFIERS: Wayland Baptist, Northwest Missouri State, Mankato State, North Dakota, Loras, Lubbock Christian, Hastings, Central

SPRINT MEDLEY RELAY, University Prelims

EVENT 49

## HEAT 1

1. COLORADO	3:18.90	Gary Ramsay, Steve Provenzano, Jesse Daviss, Mike Macinko
2. GEORGIA	3:19.57	Steve Moore, Andy Wingate, Gary Duncan, Doug Cornfield
3. LOUISIANA STATE	3:22.30	Slip Watkins, Mathew Rose, Andy Rapek, Mark Fowler
4. CINCINNATI	3:23.06	Darryl Swann, Jamiel Trimble, Roger Elliott, Mike Borellis
5. TOLEDO	3:29.73	Rod Whitlow, Joel Clay, DeCarlo Blackwell, Doug Barnd
6. DE PAUL	3:43.68	Brian Scerba, Milt Brown, Tim McGuire, Ted Pastva

## HEAT 2

1. MISSISSIPPI STATE	3:16.26	Keith Laurant, Sidney Braddy, Lorenzo Daniel, Kraig Cesar
2. ALABAMA	3:17.74	Craig Griffin, Jack Williams, Alfonzo Henson, tony Gines
3. NORTHERN IOWA	3:20.17	Rodney Garrett, David Harrington, Brooks Glasnapp, Kent Terrillion
4. WESTERN ILLINOIS	3:22.52	Chris Chatman, Doug Corner, Ulysses Dantzler, Art Gillard
5. BALL STATE	3:26.31	Gary Chandler, Rico Isom, Mark Wolfe, Matt Grady

PURDUE - Did Not Finish

SPRINT MEDLEY RELAY, University Prelims, Cont'd.

EVENT 49

## HEAT 3

1. TEXAS	3:18.85	Tony Jones, Jason Leach, Winthrop Graham, Pablo Squella
2. PRAIRIE VIEW A & M	3:19.65	Karenton Facey, Felton Nails, Eric Pogue, Anthony Christie
3. GRAMBLING STATE	3:20.38	Derrick George, Garnett King, Keith Mouton, Sean Joseph
4. INDIANA STATE	3:29.49	Henry Spillers, John Martin, Benjamin Kelly, Kyle Hobbs
IOWA STATE - Did Not Finish		

## HEAT 4

1. JACKSON STATE	3:18.27	Rickey Smith, Roland Barclay, Reuben Graham, Oslen Barr
2. TEXAS A & M	3:18.47	Derrick Florence, Stanley Kerr, Maurice Holt, Errington Lindo
3. EASTERN MICHIGAN	3:18.94	Wayne Boyd, Andy Bunnell, Carl Johnson, Bradford Horton
4. NORTHWESTERN-ILLINOIS	3:25.77	Greg McCullough, Terry Davis, Steve Duncan, Bob Cull
5. WISCONSIN	3:33.47	Steve Wallace, Greg Rogers, Wayne Gorski, Joe Terry

QUALIFIERS: Colorado, Georgia, Mississippi State, Alabama, Texas, Prairie View A & M,  
Jackson State, Texas A & M

SPRINT MEDLEY RELAY, College Prelims

EVENT 48

## HEAT 1

1. WAYLAND BAPTIST	3:25.20	Darnell Adams, Alrick Munroe, Lorenzo McGill, Kisute Kiboko
2. AUGUSTANA-SD	3:26.56	Jay Siverson, Brent Schneider, Mike Murphy, Bill Ek
3. LUBBOCK CHRISTIAN	3:27.35	Russell Haynes, Chris Edwards, Sherlon Didier, Zak Tullah
4. CORNELL	3:29.35	John Stimson, Darwin Webb, Rob Deakin, Jeff Maples
5. NEBRASKA WESLEYAN	3:31.67	Chuck Olsen, Darin Bentzinger, Chris Baum, Mark Sundquist
6. NORTH DAKOTA STATE	3:33.00	Kenton Cargile, Kraig Klefsaas, Mark Thompson, Tim Birkeland
7. WINONA STATE	3:37.76	Mike Kropp, Bruce Tjetta, Steve Farrell, Brian Reed



SPRINT MEDLEY RELAY, College Prelims, Cont'd.

EVENT 48

## HEAT 2

1.	ST. THOMAS	3:25.3	Randy LaCombe, John Schwartz, Rich Harkwell, Mike Brown
2.	MORNINGSIDE	3:25.9	Jeff Smith, Charles Johnson, Kevin Freeman, Rick Amos
3.	AUGUSTANA-ILL	3:26.6	JoeButler, Dennis Fraikes, Darin Davis, David Terronez
4.	CENTRAL	3:27.0	Todd Bohlen, Mark Heid, David Palmer, Paul Lovell
5.	SOUTH DAKOTA STATE	3:29.8	Chad Hilton, Doug Brunkow, Craig Glazier, Myron Friesen
6.	ST. CLOUD STATE	3:30.5	DuWayne Hawkins, Jeff Scott, Tony Backes, Brad Babcock
7.	HEIDELBERG	3:30.6	Chriss Brown, Jason Brown, Sean Sanford, Duff Taylor

## HEAT 3

1.	CAL POLY-POMONA	3:25.2	Chris Floyd, Dario Robinson, Rich Lay, Angel Roman
2.	MOORHEAD STATE	3:25.3	Brad Ober, Henry Thomas, Steve West, Roger Thelen
3.	WISCONSIN-STEVENSON POINT	3:26.5	Rob Witon, Tim Jahmke, Pete Larsen, Steve Allison
4.	NORTHEAST MISSOURI STATE	3:28.6	Kelly Marsengill, Rodney Scott, Barron Olden, Curtis Elam
5.	ST. JOHN'S	3:30.7	David Wright, Mark Sivets, Jeff Rink, Kraig Runquist
6.	HAMLIN	3:36.5	Ralph Tuff, Brent Langford, Mark Stewart, Ben Osmond
7.	WARTBURG	3:37.9	John Loos, Craig Sesker, Bob Howie, Kori Stoffreg

## HEAT 4

1.	SIMPSON	3:27.1	Jeff Lynch, Rex VanBuskirk, Kip Janvrin, Chris Lindsley
2.	GRAND VIEW	3:28.3	Tony Lisle, Kevin McNear, Frankie Atwater, Raun Taylor
3.	MIDLAND LUTHERAN	3:29.0	Jay Scheel, Mike Janky, Scott Roberts, Andy Rinn
4.	OKLAHOMA CHRISTIAN	3:29.5	Danny Burchel, Oscar Woodberry, Bruce Lindsey, Peter Setimela
5.	MANKATO STATE	3:30.9	Charles Ude, Demetre Martin, Ray Spann, Brian Edwards
6.	GRACELAND	3:37.6	Todd Blythe, Luther Ragsdale, Rob Heverling, Jeff Burchfield

SOUTH DAKOTA - Did Not Finish

SPRINT MEDLEY RELAY, College Prelims, Cont'd.

EVENT 48

## HEAT 5

1. LORAS	3:24.7	Don Stubbs, Barry Harris, Mark Mehlberger, John Ondande
2. CENTRAL MISSOURI STATE	3:25.8	Terry Thompson, Greg Leaper, Willie Tague, Craig Heoney
3. NORTHWEST MISSOURI STATE	3:26.4	Jarvis Redmond, John Jewett, Renwick Bovell, Mike Hayes
4. DOANE	3:29.6	Matt Bamesberger, Darwin Richie, Paul Gaines, Dave Gibbons
5. MACALESTER	3:47.4	Brad Pospisil, Paul Kramer, Pat Buresh, Scott Meier

IOWA WESLEYAN - Did Not Finish

QUALIFIERS: Wayland Baptist, St. Thomas, Cal-Poly Pomona, Simpson, Loras, Moorhead State  
Central Missouri State, Morningside



100-METER HURDLES, Women's Prelims

EVENT 31

NCAA Qualifying Standards: Div I - 13.65, Div II - 14.20, Div III - 15.24

## HEAT 1 (Wind - 0.5 Against)

1.	Donna Waller	Boulder, Colorado	13.24	NEW RECORD
2.	Alicia Bass	LOUISIANA STATE	13.59	
3.	Victoria Fulcher	ILLINOIS	14.11	
4.	Rhonda Brady	Chicago State TC	14.35	
5.	Latasha Rogers	GEORGIA	14.43	

NEW DRAKE RELAYS RECORD: :13.24 - Donna Waller, Boulder, Colorado

Old Record: :13.53 - Maria Usifo, Texas Southern, 1986

## HEAT 2 (Wind 2-3.6 Against)

1.	Tanajalyn Stanley	LOUISIANA STATE	13.42
2.	Leticia Beverly	ILLINOIS	13.75
3.	Kim Kilpatrick	KANSAS STATE	14.05
4.	Felecia Allen	MISSOURI	14.34
5.	Jamie McNeair	PURDUE	14.46
6.	Nancy Thomas	DRAKE	14.75
	Carla Wilson, Oklahoma, Fell		

QUALIFIERS: Donna Waller, Boulder, Colorado; Alicia Bass, Louisiana State; Tanajalyn Stanley, Louisiana State; Leticia Beverly, Illinois; Victoria Fulcher, Illinois; Rhonda Brady, Chicago State TC, Felecia Allen, Missouri, Kim Kilpatrick, Kansas State

110-METER HIGH HURDLES, University & College Prelims

EVENT 30

NCAA Qualifying Standards: Div I - 13.84, Div II - 14.40, Div III - 14.84

## HEAT 1 (Wind - 1.90 Against)

1.	Patrick McGhee	IOWA	14.21
2.	Lawrence Felton	TEXAS A & M	14.34
3.	Bernard Williams	LOUISIANA STATE	14.41
4.	Darrin Carpenter	EASTERN MICHIGAN	14.72
5.	Arthur Smith	BAYLOR	14.74
6.	Dave Detlefsen	NEBRASKA WESLEYAN	14.82
7.	Brian Lamb	NORTH CENTRAL	15.40
8.	Eric White	NORTHERN IOWA	15.43

## HEAT 2 ( Wind - 1.41 Against)

1.	Vernon George	TEXAS SOUTHERN	14.32
2.	Steve Krueger	WISCONSIN	14.40
3.	John Owens	MISSISSIPPI STATE	14.41
4.	Charles Johnson	MORNINGSIDE	14.44
5.	Shawn Jackson	IOWA STATE	
6.	John Martin	INDIANA STATE	14.53
7.	Craig Krupke	MOORHEAD STATE	15.58

110-METER HIGH HURDLES, University & College Prelims, Cont'd.

EVENT 30

## HEAT 3 (Wind-1.41 mps Against)

1.	Bruce Cockrell	MISSOURI	14.15
2.	Tony Norris	MICHIGAN STATE	14.26
3.	Doug Jones	IOWA	14.29
4.	Wayland Mason	RICE	14.80
5.	Oscar Woodberry	OKLAHOMA CHRISTIAN	15.06
6.	Tim Moore	PURDUE	15.10
7.	Jon Haselhorst	FORT HAYS STATE	15.32

## HEAT 4 (Wind - 2.36 mps Against)

1.	James Liddell	ARIZONA STATE	14.1
2.	Chris Lancaster	INDIANA STATE	14.1
3.	Mark Boyd	ARIZONA STATE	14.4
4.	victor Moore	MISSOURI	14.6
5.	Arnold Johnson	WESTERN ILLINOIS	14.8
6.	Morris Rau	MOORHEAD STATE	14.8
	Patrick Pearson, Texas - Did Not Finish - Fell		

QUALIFIERS: Patrick McGhee, Iowa; Lawrence Felton, Texas A & M; Vernon George, Texas Southern; Steve Krueger, Wisconsin; Bruce Cockrell, Missouri; Tony Norris, Michigan State; James Liddell, Arizona State; Chris Lancaster, Indiana State

100-METER DASH, Women's Prelims

EVENT 32

NCAA Qualifying Standards: Div I - 11.48, Div II - 11.88, Div III - 12.54

## HEAT 1 (Wind - 2.36 mps Against)

1.	Celena Mondie	ILLINOIS	11.51
2.	Falilatu Ogunkoya	MISSISSIPPI STATE	11.66
3.	Karen Kruger	NEBRASKA	11.85
4.	Carol Bailey	CONCORDIA-NEB	12.19
5.	Ann Kiecker	MOORHEAD STATE	12.54
6.	Sherri Bean	DE PAUL	12.63
7.	Venus Harris	NORTHWEST MISSOURI STATE	12.69

## HEAT 2 (Wind - 1.27 mps Against)

1.	Davera Taylor	IOWA	11.84
2.	Angela McClatchey	ILLINOIS	11.73
3.	Michelle Miller	NEBRASKA	11.95
4.	Carrie Hoehner	KEARNEY STATE	12.30
5.	Regina Gentry	TEXAS A & M	12.43
6.	Joy Jones	KANSAS STATE	12.67
	Kim Atwater, Drake - Disqualified - False Start		

QUALIFIERS: Celena Mondie, Illinois; Falilatu Ogunkoya, Mississippi State; Davera Taylor, Iowa; Angela McClatchey, Illinois; Karen Krueger, Nebraska; Carol Bailey, Concordia-Neb; Carrie Hoehner, Kearney State



110-METER HIGH HURDLES, University & College Prelims, Cont'd.

EVENT 30

## HEAT 3 (Wind-1.41 mps Against)

1.	Bruce Cockrell	MISSOURI	14.15
2.	Tony Norris	MICHIGAN STATE	14.26
3.	Doug Jones	IOWA	14.29
4.	Wayland Mason	RICE	14.80
5.	Oscar Woodberry	OKLAHOMA CHRISTIAN	15.06
6.	Tim Moore	PURDUE	15.10
7.	Jon Haselhorst	FORT HAYS STATE	15.32

## HEAT 4 (Wind - 2.36 mps Against)

1.	James Liddell	ARIZONA STATE	14.1
2.	Chris Lancaster	INDIANA STATE	14.1
3.	Mark Boyd	ARIZONA STATE	14.4
4.	victor Moore	MISSOURI	14.6
5.	Arnold Johnson	WESTERN ILLINOIS	14.8
6.	Norris Rau	MOORHEAD STATE	14.8
	Patrick Pearson, Texas	- Did Not Finish - Fell	

QUALIFIERS: Patrick McGhee, Iowa; Lawrence Felton, Texas A & M; Vernon George, Texas Southern; Steve Krueger, Wisconsin; Bruce Cockrell, Missouri; Tony Norris, Michigan State; James Liddell, Arizona State; Chris Lancaster, Indiana State

100-METER DASH, Women's Prelims

EVENT 32

NCAA Qualifying Standards: Div I - 11.48, Div II - 11.88, Div III - 12.54

## HEAT 1 (Wind - 2.36 mps Against)

1.	Celena Mondie	ILLINOIS	11.51
2.	Falilatu Ogunkoya	MISSISSIPPI STATE	11.66
3.	Karen Kruger	NEBRASKA	11.85
4.	Carol Bailey	CONCORDIA-NEB	12.19
5.	Ann Kiecker	MOORHEAD STATE	12.54
6.	Sherrri Bean	DE PAUL	12.63
7.	Venus Harris	NORTHWEST MISSOURI STATE	12.69

## HEAT 2 (Wind - 1.27 mps Against)

1.	Davera Taylor	IOWA	11.84
2.	Angela McClatchey	ILLINOIS	11.73
3.	Michelle Miller	NEBRASKA	11.95
4.	Carrie Hoehner	KEARNEY STATE	12.30
5.	Regina Gentry	TEXAS A & M	12.43
6.	Joy Jones	KANSAS STATE	12.67
	Kim Atwater, Drake	- Disqualified - False Start	

QUALIFIERS: Celena Mondie, Illinois; Falilatu Ogunkoya, Mississippi State; Davera Taylor, Iowa; Angela McClatchey, Illinois; Karen Krueger, Nebraska; Carol Bailey, Concordia-Neb; Carrie Hoehner, Kearney State

100-METER DASH, University & College Prelims

EVENT 33

NCAA Qualifying Standards: Div I - 10.29, Div II - 10.50, Div III - 10.84

## HEAT 1 (Wind - 0.66 mps Against)

1. Victor Edet	MISSOURI	10.32
2. Dazel Jules	EASTERN MICHIGAN	10.56
3. Bill Trott	NEBRASKA	10.72
4. Rod Whitlow	TOLEDO	10.73
5. Ray Brown	ARIZONA	10.80
6. Chris Chatman	WESTERN ILLINOIS	10.96
7. Barry Harris	LORAS	11.02

## HEAT 2 (Wind - 1.48 mps Against)

1. Norm McGee	NORTH DAKOTA	10.39
2. Rickey Huell	MISSISSIPPI STATE	10.54
3. Mo Mulammad	MANKATO STATE	10.60
4. Karenton Facey	PRAIRIE VIEW A & M	11.08

## HEAT 3

1. Andre Cason	TEXAS A & M	10.59
2. Darryl Swann	CINCINNATI	10.76
3. Glenn Johnson	TEXAS	10.77
4. Mark Perry	NEBRASKA	10.86
5. LeRoy Clariborne	JACKSON STATE	11.00
6. Percy Knox	ARIZONA	11.01
7. Sam Miranda	MIAMI	11.27
8. Derrick Leonard	MICHIGAN STATE	11.37

## HEAT 4 (Wind - 1.10 mps Against)

1. Derrick Florence	TEXAS A & M	10.3
2. Iziq Adeyanju	MISSOURI	10.4
3. Morgan Walker	MORNINGSIDE	10.8
4. Omar Whitfield	HASTINGS	10.9

QUALIFIERS: Victor Edet, Missouri; Dazel Jules, Eastern Michigan; Norm McGee, North Dakota; Rickey Huell, Mississippi State; Derrick Florence, Texas A & M; Iziq Adeyanju, Missouri

4 X 400-METER RELAY, Jim Duncan, Women's Prelims

EVENT 56

NCAA Qualifying Standards: Div I - 3:36.24, Div II - 3:48.20, Div III - 3:57.84

## HEAT 1

1. ALABAMA	3:36.19	Sherryl White, Evelyn Adiru, Sandra Latham, Pauline Davis
2. JACKSON STATE	3:37.14	Dawn Salazar, 54.6; Marilyn Dewarder, 53.6; Catherine Richards, 55.8; Adina Valdez, 53.1
3. PURDUE	3:37.77	Angela Goodman, 55.3; Dawn Benedict, 54.3; Lisa Fears, 54.8; Jamie McNeair, 53.8
4. IOWA STATE	3:40.91	Lexie Anderson, 54.2; Edith Nakiyingi, 56.6; Maria Akaka, 54.3; Nancy Golie, 55.7
5. BAYLOR	3:48.10	Keather VanDyke, 52.7; Kristen Barker, 56.5; Kim Nuffer, 57.0; Suzette Scott, 56.0
6. LINCOLN	3:51.43	Michelle Williams, Regina Williams, Makelia Thompson, Karen Walker
7. MARQUETTE	3:58.43	Marisa Walsh, Debbie Kopf, Wendy Jarnol, Clare Look



4 X 400-METER RELAY, Jim Duncan, Women's Prelims, Cont'd.

EVENT 56

## HEAT 2

1. NEBRASKA	3:35.16	Michelle Milling, 54.3; Karen Kruger, 54.3; Sharon Powell, 52.6; Linetta Wilson, 53.9
2. EASTERN MICHIGAN	3:42.12	Jackie Hinds, Virgie Bullie, Andrea Bowman, Angela Springer
3. OKLAHOMA	3:44.03	Jerri Mayes, 55.6; Carla Wilson, 56.2; Kim Nichols, 56.3; Darlena Morganfield, 56.0
4. AUBURN	3:50.98	Cheryl Glenn, 57.7; Dorlene Reed, 57.3; Kim Burton, 57.3; Stefance Bellinger, 60.1
5. DE PAUL	3:52.09	Sabrina Couch, Kim Mitchell, Sherri Bean, Lorele Collins
6. WESTERN ILLINOIS	4:01.74	Lee Ann Majerle, Marcia Byrd, Kathy Campbell, Lisa Smith

## HEAT 3

1. ILLINOIS	3:34.68	Shirley Boddan, 55.2; Angela McClatchey, 53.7; Shayla Baine, 54.2; Celena Mondie, 51.6
2. LOUISIANA STATE	3:35.70	Opal Cunningham, 52.9; Jackie Bobien, 55.2; Tammie Young, 53.8; Sylvia Brydson, 53.8
3. TEXAS A & M	3:38.57	Trish Harris, 55.0; Tanya Woodside, 53.2; Lisa Edmonds, 54.4; Monica Banks, 55.9
4. KANSAS	3:44.09	Sherland Brooks, 55.8; Janice Turner, 56.2; Yolanda Taylor, 57.9; Veronda O'Hara, 54.2
5. NORTHWESTERN-IOWA	3:50.85	Paula Truesdell, Janell Hulstein, Teri VanWechel, Vonda Velgersdyk
6. BRADLEY	4:00.48	Lynn Mueller, Melodie Turner, Teresa Brown, Karen Huhn
7. WISCONSIN-MILWAUKEE	4:02.65	Anne Hills, Catherine Davis, Sheila Mosby, Letitia Beckett

QUALIFIERS: Alabama, Jackson State, Nebraska, Eastern Michigan, Illinois, Louisiana State, Purdue, Texas A & M

4 X 400-METER RELAY, John L. Griffith, University Prelims

EVENT 58

NCAA Qualifying Standards: Div I - 3:05.72, Div II - 3:12.50, Div III 3:17.44

## HEAT 1

1. ALABAMA	3:05.80	Jack Williams, 47.3; Tony Gines, 47.9; Larry Cantrell, 45.0; Alfonzo Henson, 45.6
2. OKLAHOMA	3:06.66	Steve Brown, 47.5; Lamont Harris, 46.3; Tony Page, 46.4; Steve Cambeth, 46.4
3. TEXAS	3:10.63	Quintus Hampton, 48.2; Rodney Elliott, 48.0; Sean Kelly, 46.7; Keith Wheeler, 47.6
4. PURDUE	3:11.41	Jeff Johnson, Sam Stotts, Joe Franklin, Gerald Bell
5. WESTERN ILLINOIS	3:12.82	Doug Corner, 49.0; Ulysses Dantzler, 47.4; Art Gillard, 48.3, Anton Morris, 48.1
6. INDIANA STATE	3:15.86	Ron Smith, 48.5; Darrow Ramsey, 48.2; Benjamin Kelly, 50.2; Chris Lancaster, 49.0

4 X 400-METER RELAY, John L. Griffith, University Prelims, Cont'd.

EVENT 58

## HEAT 2

1. JACKSON STATE	3:06.51	Reuben Graham, 47.9; Ronald Whitsett, 47.1; John Bernard, 45.6; Oslen Barr, 45.9
2. PRAIRIE VIEW A & M	3:06.69	Charles Bruce, 46.9; Eric Plogue, 46.5; Anthony Christie, 45.8; Felton Nails, 47.5
3. TEXAS A & M	3:07.22	Maurice Holt, 47.3; Matt Dunn, 47.0; Craig Calk, 47.6; Errington Lindo, 46.0
4. ILLINOIS STATE	3:12.65	Dan Devlin, 50.0; Scott Wofford, 47.2; Jeff Clements, 48.0; Nave Wilson, 47.5
5. TOLEDO	3:17.56	Rod Whitlow, 46.8; Joel Clay, 50.7; DeCarlo Blackwell, 48.1; Corey Davis, 51.7

## HEAT 3

1. BAYLOR	3:05.12	Todd Thompson, 48.1; Keith Stanford, 46.4; Michael Johnson, 44.4; Raymond Pier, 45.8
2. COLORADO	3:05.95	Gary Ramsay, 46.6; Devlon Dunn, 48.1; Steve Provanzano, 46.0; Kyle Hargett, 45.3
3. ARIZONA STATE	3:06.86	Chip Rish, 47.5; Gordon Bugg, 47.3; Tim Woods, 46.1; Curtis Moss, 45.9
4. GEORGIA	3:16.29	Randy Bell, 48.3; Mike McAninch, 40.8; Doug Cornfield, 50.1; Emanuel Blakeney, 49.0
5. GRAMBLING STATE	3:17.73	Keith Mouton, 47.3; Victor Small, 49.6; Sean Joseph, 49.9; Bernard Macklin, 51.0
6. DE PAUL	3:23.03	Milt Brown, 51.2; Bryan Becker, 49.7; Ted Pastva, 51.2; Brian Scerba, 51.0

## HEAT 4

1. ILLINOIS	3:04.21	Rod Tolbert, 46.4; Lee Bridges, 46.1; Charlton Hamer, 46.8; Tim Simon, 44.9
2. EASTERN MICHIGAN	3:04.73	Charles Wilson, 47.7; Dazel Jules, 44.5; Willie Jenkins, 46.8; Carl Johnson, 45.8
3. RICE	3:06.21	Darrell Buckley, 49.4; Patrick Gordon, 44.5; Robby Timmons, 46.1; Courtney Brown, 46.3
4. IOWA STATE	3:10.79	Terry Brown, 48.5; Mark Tyler, 47.0; Derrell Polk, 47.8; Michael Graham, 47.5
5. MICHIGAN STATE	3:12.81	Guy Scott, 47.7; Marvin Parnell, 46.0; Derrick Coleman, 47.9; Mike Scully, 51.2

QUALIFIERS: Alabama, Oklahoma, Jackson State, Prairie View A & M, Baylor, Colorado, Illinois, Eastern Michigan



4 X 400-METER RELAY, Dr. Channing Smith, College Prelims

EVENT 57

NCAA Qualifying Standards: Div I - 3:05.72, Div II - 3:12.50, Div III - 3:17.44

## HEAT 1

1. WAYLAND BAPTIST	3:10.82	Lorenzo McGill, 47.3; Darnell Adams, 49.2; Michael Gregory, 48.4; Devon Morris, 45.9
2. HASTINGS	3:13.76	Andre Sanders, 48.1; Dan Blanford, 48.3; Keith Billingsly, 50.2; Marvin Williams, 47.1
3. LUBBOCK CHRISTIAN	3:14.12	Sherlon Didier, 48.2; Chris Edwards, 48.7; Mike Marshall, 49.2; Zak Tullah, 48.1
4. LINCOLN	3:16.19	Synistr Carter, 49.3; James Robinson, 48.6; Stacey Torrey, 49.0; Darick Gleason, 49.3
5. NORTHWESTERN-IOWA	3:16.79	Doug Abel, 50.2; Ray Blum, 48.1; Tim Aberson, 49.8; Rich Miller 48.6
6. NORTH CENTRAL	3:17.35	Brian Lamb, 51.5; Joe Plutz, 48.6; Jim VanHootegem, 48.8; Dan Baker, 48.6
7. DOANE	3:18.59	Darwin Richie, Darrin Carnige, Dave Gibbons, Paul Gaines
AUGUSTANA-ILL - Did Not Finish		

## HEAT 2

1. MORNINGSIDE	3:14.50	Darrell Thomas, Allen Burns, Lonnie MacPeek, Todd Smith
2. NORTHWEST MISSOURI STATE	3:16.26	Dervon Nash, Renwick Bovell, Jarvis Redmond, Dwayne Young
3. ST. THOMAS	3:17.78	Randy Lacombe, 50.5; John Schwartz, 49.2; Rich Harkwell, 47.9; Mike Brown, 50.1
4. KEARNEY STATE	3:18.24	Travis Vallin, 50.0; James Parks, 48.6; Neil Taylor, 49.9; Bryan Rogers, 49.8
5. WISCONSIN-STEVENSON POINT	3:19.20	Brad Houslet, 49.9; Peter Larsen, 50.6; Joel Skarda, 50.0; Steve Allison, 48.7
6. OKLAHOMA CHRISTIAN	3:19.41	Bruce Lindsey, 49.5; Terry Watkins, 50.3; Peter Setimela, 50.5; Oscar Woodberry, 49.9
7. CAL POLY-POMONA	3:19.66	Rich Lay, Jon Eagleton, Chris Floyd, Dario Robinson

QUALIFIERS: Wayland Baptist, Hastings, Morningside, Northwest Missouri State, Lubbock Christian, Lincoln, Northwestern-Iowa, North Central

EVENT # 62 -- WOMEN'S TRIPLE JUMP -- FINAL

	NAME	SCHOOL	TIME/MARK
1	Felecia Curry	Kansas State	12.73--41-9 1/4 ***
2	Flora Hyacinth	Alabama	12.62--41-5
3	Angela Goodman	Purdue	12.46--40-10 1/2 (12.44 2ND)
4	Lavern Clarke	Oklahoma State	12.46--40-10 1/2 (12.28-2ND)
5	Laketa Ziegler	Auburn	12.10--39-8 1/2
6	Denise Williams	Wayland Baptist	12.04--39-6
7	Catherine Richards	Jackson State	11.81--38-9
8	Yolanda Taylor	Kansas	11.79--38-8 1/4
9	Latasha Rogers	Georgia	11.77--38-7 1/2 (11.63)
10	Joanne Gomez	Nebraska	11.77--38-7 1/2 (11.60)
11	Leslie Revier	Minnesota	11.77--38-7 1/2 (11.05)
12	Meledy Smith	Texas Southern	11.77--38-7 1/2 ( no 2nd mark)
13	Lynn McMillan	Iowa	11.72--38-5 1/2
14	Wendi Simmons	Graceland	11.69--38-4 1/4
15	Kim Spriggs	Northwest Missouri State	11.53--37-10
16	Brenda McDonald	Auburn	11.40--37-5
17	Catherine Colter	Georgia	11.38--37-4
18	Becki Borg	Iowa	11.15--36-7
19	Lisa Smith	Western Illinois	10.95--35-11 1/4
20	Angela Monroe	Missouri	10.79--35-4 3/4
21	Mary Pawling	Hastings	10.77--35-4
22	Nancy Nowak	Eastern Michigan	10.71--35-1 3/4
23	LeeAnn Majerle	Western Illinois	10.68--35-0 1/2

\*\*\*--New Drake Relays Record. Breaks old mark of 41-8½ set by Felecia Carpenter Curry, 1986.



## EVENT #63--WOMEN'S JAVELIN

	<u>NAME</u>	<u>SCHOOL</u>	<u>TIME/MARK</u>
1	Cheryl Coker	Louisiana State	49.20--161-5
2	Jenny Agnew	Minnesota	47.78--156-9
3	Lisa Balagtas	Illinois	47.10--154-6
4	Julie Ravary	zz-Toledo Track Club	47.02--154-3
5	Donna Wheeler	Northern Iowa	43.44--142-6
6	Janis Raatz	Macalester	39.98--131-2
7	Lynne Frey	Nebraska	39.86--130-9
8	Sheri Papcsy	Drake	37.22--122-1
9	Lisa Tatman	Northern Iowa	37.14--121-10
10	Missi Pheiffer	Heidelberg	28.34--93-0
11	Angie Miller	Kansas State	3 Fouls
12	Marti Cisper	Kansas State	3 Fouls

EVEBT # 64 -- UNIVERSITY AND COLLEGE JAVELIN -- FINAL

	<u>NAME</u>	<u>SCHOOL</u>	<u>PERF.</u>
1	Manuel Torrez	Texas A & M	67.60--221-9
2	Craig Gelfound	Arizona	66.50--218-2
3	Pat Allen	Kansas State	64.40--211-3
4	Doug Brown	Kansas State	62.48--205-0
5	John Poole	Texas	60.92--199-10
6	Frank Moskowitz	Arizona	59.62--195-7
7	David Barlia	Arizona State	59.10--193-11
8	Wade Weisz	St. John's	58.58--192-2
9	Ron McConnell	Wisconsin-Eau Claire	57.58--188-11
10	Kurt Hasenstein	North Central	55.80--183-1
11	Anthony Saia	Western Illinois	54.58--179-1
12	Mike Raffensperger	Northern Iowa	53.10--174-2
13	David Mayer	Heidelberg	51.80--169-11
14	Dan Beattie	Drake	51.62--169-4
15	Dan Parker	Western Illinois	51.20--168-0



## EVENT # 65 -- WOMEN'S HIGH JUMP -- FINAL

PL.	NAME	SCHOOL	TIME/MARK
1	Tia Hensler	Purdue	1.86--6-1 1/4
2	Tammy Thurman	Nebraska	1.83--6-0
3	Jackie Belzner	Arizona State	1.83--6-0
4	Sissy Costner	Auburn	1.83--6-0
5	Dede Henderson	Kansas State	1.78--5-10
6	Tracee Wolf	Minnesota	1.78--5-10
7T	Cindy Lawrence	Illinois	1.78--5-10
7T	Melinda Stott	Texas A & M	1.78--5-10
9	Leslie Nixon	Louisiana State	1.73--5-8
10	Kelly Cox	Missouri Baptist	1.73--5-8
11T	Teri LeBlanc	Missouri	1.73--5-8
11T	Susie Frodge	Toledo	1.73--5-8
11T	Ann O'Connor	Kansas	1.73--5-8
14T	Sandra Hines	Texas A & M	no ht.
14T	Clare Look	Marquette	no ht.
14T	Tatiana Smolin	Missouri	no ht
14T	Lynne Frey	Nebraska	no ht
14T	Lynn McMillan	Iowa	no ht

## EVENT #66--UNIVERSITY/COLLEGE DISCUS--FINAL

	<u>NAME</u>	<u>SCHOOL</u>	<u>MARK</u>
1	John Nichols	Louisiana State	59.32--194-7
2	Ed Wade	Oklahoma	58.16--190-10
3	Brian Kiser	Purdue	53.80--176-6
4	Dave Lavine	Texas	52.26--171-5
5	Dan O'Mara	Kansas State	51.62--169-4
6	Jeff Hooper	Nebraska	51.52--169-0
7	Phil Drake	Texas	51.10--167-8
8	Kelly Tagtow	Northern Iowa	51.10--167-8
9	Thomas Rosvold	Southern Methodist	50.54--165-10
10	Mike Yonkey	Mankato State	50.10--164-4
11	Scott Phelps	Iowa State	49.18--161-4
12	Dave Gorham	Iowa State	48.66--159-8
13	Dave Kamps	Wisconsin-Platteville	48.10--157-10
14	Dan Bulger	Purdue	47.34--155-4
15	Mike Yasolsky	Louisiana State	47.20--154-10
16	Vincent Carpenter	Baylor	46.14--151-4
17	Bryan Christensen	Hamline	46.04--151-0
18	David Porter	Mississippi State	45.62--149-8
19	Kent Crippen	Nebraska	45.46--149-2
20	Ed Sundra	Marquette	43.08--141-4
21	Asa Young	Northwest Missouri State	42.76--140-3



## EVENT #67--UNIVERSITY/COLLEGE LONG JUMP--FINAL

	<u>NAME</u>	<u>SCHOOL</u>	<u>MARK</u>
1	Chris Walker	Texas Southern	7.85--25-9 1/4
2	Philmore Morris	Michigan State	7.73--25-4 1/2
3	Vernon George	Texas Southern	7.67--25-2
4	Percy Knox	Arizona	7.52--24-8 1/4
5	Matthew Rose	Louisiana State	7.51--24-7 3/4
6	Dwight Mitchell	Nebraska	7.45--24-5 1/2
7	Todd Crawford	Drake	7.30--23-11 1/2
8	Mike Rich	Kansas	7.26--23-10
9	Chris Bean	Cincinnati	7.13--23-4 3/4
10	Carl Williams	Purdue	7.04--23-1 1/4
11	Darrin Carpenter	Eastern Michigan	7.04--23-1 1/4
12	Jeffery DeLazaro	Iowa State	7.03--23-0 3/4
13	Rodney Garrett	Northern Iowa	6.88--22-7
14	Ricky Mays	Kansas	6.72--22-0 3/4
15	Paul Jones	Iowa	3 Fouls
16	Dennis McWhinney	Prairie View A&M	3 Fouls

## FRIDAY QUOTES

Bob Soule, Iowa State - Anchor on winning 4 x 1,600 Meter Relay Team

I was really excited because my parents came up from Florida and I have some relatives up in the stands. They were either going to come here on the Big Eight in two weeks and I said to come to Drake because it's a great meet. I ran here in high school and I thought the fans were the greatest--it's the best meet in America.

It was a good feeling just to be relaxed and look in the stands and have all those people cheerig for you. I've never won a Relays title--I finished second three times in high school and have never been fortunate enough to be on a team because Iowa State has such great runners. So I've paid my dues and that's why I enjoyed this one...I've waited a long time and was not about to lose it.

Scott Davis, Glenwood - Winner - High School Boys' Shot Put in 61' 1 1/2"

I felt good coming in today. I thought for sure I might be able to get a 62. Last year I won this event with a 54 foot throw and if you look back through the record books, that wouldn't have won it for the last 10 or 15 years, so that was a big inspiration to do better today.

Ron Oberfoell, Dubuque, Wahlert - Winner - High School Boys' Pole Vault at 13' 6"

Overall I felt great today. My steps were off in warmups but when I got in the meet they were OK. I'm getting the height but my knee tuck isn't right. I was capable of getting 14' today but I just wasn't kicking out of the tuck right.

Darwin Vande Hoef, Rock Valley - Winner - High School Boys' High Jump at 7' 1"

I like the warm weather, I just barely made 7 feet. I was touching the bar so I thought it would be best to raise the bar just an inch. Then they told me I was way over 7' 1" so I thought I'd go for the record.

I started at 6' 3" and I didn't miss until the bar was at 6' 11". The higher the bar goes I back up about two feet from my starting point. I was trying to get more speed but I guess I was slowing down. The main thing I have to work on now is my arch.

I knew if it was warm weather I was going to jump good. I was hoping for 6' 10" again and I had 7 feet in mind. That was my goal this year.



Robin Threatt, Cedar Rapids, Jefferson - Winner High School Girls 100-Meter Dash in 12.38

I'm pleased with what I did eventhough I didn't get the record. The win was what I wanted and that's what really counts. This second title means a lot to me. I slipped in the blocks my sophomore year. Last year I got it and I thank that this year -- my last in high school -- it really meant a lot. I wanted to come out here and do the best I could.

I could have come out of the blocks a little bit stronger. I kind of wobbled at the very beginning but I won and that's what really counts. I'm looking forward to coming back to the Relays next year for Wisconsin.

Kevin Monroe, Muscatine - Winner High School Boys 100-Meter Dash in 10.67

I felt a lot of pressure because I'm the state champion, but I think he was under more pressure because he was the defend Relays Champion.

I didn't make the finals my sophomore year and last year I had to pull out after the prelims because of a sore hip. It feels great to win my senior year.

Brant Weeden, Marshalltown - Anchor on winning 4 x 800-Meter Relay Team High School Boys

I just stayed right behind him on the stretch and then I din't know whether I wanted to pass him or not. But then I decided it would be best because of the coaches and all, and I beat him at the last second. It was a great race.

Paul Dreessen, Wayland Baptist - Lead-off runner on winning 4 x 800-Meter Relay, College

At least four of our top runners couldn't make it for one reason or another, so we only brought eight guys. We want to try and win the six relays, which would be a record. Our coach thought that if we come down we want to do well, so he showed us what each one of us would have to run to see if we could handle it...he wanted to come but didn't want us to do too much.

We love Drake. It's been a great meet for us. The fans are great, and it's really the highlight of our season besides the national meet.

Chris Walker, Texas Southern - Winner Men's University-College Long Jump at 25' 9"

I've had a really rough season. My father was in an accident at Alcoa in Davenport in January. He's been in a coma ever since so I've been spending time with my mother and I missed the indoor season.

The fact that my father wasn't here did have an effect today. This is the first time he hasn't been here to see me perform at the Drake Relays -- when I won the long jump three times in high school and then in college. Every time I looked up at the stands today tears almost came to my eyes. It was sad but inspirational. Without a doubt the was my most satisfying victory ever.

For right now, 25' 9" is good for me. Since I didn't compete indoors this is only my third meet jumping. I've been doing a lot of weight so I'm about ten pounds over my normal jumping weight right now. I'm starting to get consistent again. Last week I had a 25' 5". When I get consistent I start popping big jumps.

Doug Herron, Arizona - Anchor on winning University 4x800-Meter Relay in 7:16.86

This was a great race for our team. All the meets we've been in before never really came together the way it did today.

We ran at Penn last year. We didn't like it at all. It's too much of a big city. You can't warm up and it's just really chaotic so we started to come here again. It turned out we did pretty well.

Victor Edet, Missouri - Anchor on winning 4x200-Meter University Relay in 1:21.40  
(Missouri school record)

This is the Drake Relays. You can't just come in and say "we're going to win." We were determined after the prelims because we knew we were running well, so we decided to just go for it.

Peter Ifeduba, Missouri - member of winning University 4x200-Meter Relay team

I do like the Relays. People who have run here before and done well, like Calvin Smith and Carl Lewis really inspire me.

The crowd helps to motivate me -- people clapping and jumping.

The Relays are like a prelim-Olympics. Running with champions pushes you more.

Christa Holms, West Des Moines Valley - Winner - High School Girls 800-Meter Run in 2:13.

I knew if I gave up she'd go ahead of me so I tried to keep strong. I felt pretty strong. I really didn't know what to expect when we got to the back stretch so I was just hoping she wouldn't be able to keep up for the last 300.

The Drake Relays 800 is the shortest open race I'll run all year. I always get so nervous before the 800. I'm nervous before any race but this one with the crowd and everything -- it really gets to me.

# # #



1988 Drake Relays Records

Thursday, April 28, 1988

10,000-Meter Run, Women's Invitational (New Event) -- 32:57.38,  
Patti Murray, Club Nike.

Friday, April 29, 1988

Women's Triple Jump, Felecia Carpenter Curry, Kansas State, 41-9  
1/4 (Old Record -- 41-8 1/2, Felecia Carpenter, Kansas State, 1986.

Women's 100-Meter Hurdles, University/College - :13.24, Donna  
Waller, Boulder, CO (Old Record -- :13.53, Maria Usifo, Texas  
Southern, 1986.

4x200-Meter Relay, Women's University/College (New Event) --  
1:33.74, ILLINOIS (Celend Mondie, Angela McClatchey, Leticia  
Beverly, Victoria Fulcher)

# 1988 DRAKE RELAYS

"America's Athletic Classic"

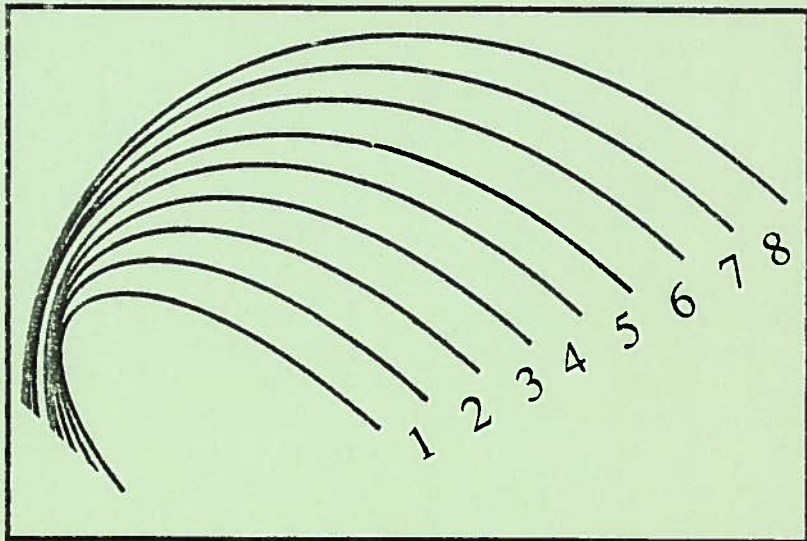
Drake University • Des Moines, Iowa



University-College Division  
Results



Saturday, April 30, 1988



\*\*\* 79th Annual \*\*\*



## 79th ANNUAL DRAKE RELAYS

FINALS

DRAKE STADIUM, DRAKE UNIVERSITY, DES MOINES, IOWA

SATURDAY, APRIL 30, 1988

WOMEN

SATURDAY MORNINGOFFICIAL RESULTSUNIVERSITY & COLLEGE

WEATHER REPORT: Sunny Skies - 53° - Humidity 43% - Wind out of the South at 7 mph

5,000-METER RUN, Women's Invitational

EVENT 26

NCAA Qualifying Standards: Div I - 16:25.34, Div II - 17:15.30, Div III - 17:45.24

1.	Sabrina Struckhoff	KANSAS STATE	16:50.16
2.	Christine McMiken	Reebok RT	15:52.61
3.	Jackie Goodman	OKLAHOMA STATE	15:56.22
4.	Sally Ramsdale	ARKANSAS	16:19.93
5.	Lisa Reed	LOUISIANA STATE	16:27.65
6.	Renee Doyle	IOWA	16:49.47
7.	Elsbeth Turner	ALABAMA	16:52.37
8.	Jacque Struckhoff	KANSAS STATE	16:54.18
9.	Aisling Ryan	ARKANSAS	16:54.50
10.	Laura LaMena	ARIZONA STATE	16:56.93
11.	Kirstin Kindt	COLORADO	16:58.59
12.	Beth Drees	TEXAS A & M	17:06.58
13.	Sammie Resh	NEBRASKA	17:14.32
14.	Laura Duffy	MINNESOTA	17:15.47
15.	Mary Shea	MICHIGAN STATE	17:20.88
16.	Dawn Arrigoni	ARIZONA STATE	17:24.54
17.	Kathern Evans	WICHITA STATE	17:31.8
18.	Lori Johnson	GEORGIA	18:04.5
19.	Patti Walsh	MINNESOTA	18:15.8
	Heidi Olafsdottir, Alabama	- Did Not Finish	

WOMEN

SATURDAY AFTERNOONOFFICIAL RESULTSUNIVERSITY & COLLEGE

WEATHER REPORT: Sunny Skies - 72° - Humidity 24% - Wind out of the South at 13 mph

ATTENDANCE: 18,000

5,000-METER RUN, Men's Invitational

EVENT 27

1.	Raf Wyns	Ames, Iowa	13:41.36
2.	Arnie Schraeder	Nike Boston	14:00.87
3.	Herman Beltran	ALABAMA	14:01.29
4.	Ron DeHaven	Brookings, South Dakota	14:01.34
5.	John VanScoyoc	MIAMI	14:04.43
6.	Keith Hanson	Nike Boston	14:05.02
7.	Jeff Jacobs	Illinois Athletic Assn.	14:10.04
8.	Darrell Smith	IOWA STATE	14:12.01
9.	Noel Berkeley	OKLAHOMA	14:16.24
10.	Ton Stahl	KANSAS STATE	14:21.2
11.	Marc Davis	ARIZONA	14:27.6
12.	Trey Harrison	WICHITA STATE	14:33.4
13.	Curt Shelman	HCA Wesley Athletics	14:42.5
14.	Tom Moris	WISCONSIN-STEVENSON POINT	14:43.5
	Steve Lacy, New York AC	- Did Not Finish	

4 X 800-METER RELAY, Women's

EVENT 28

1.	LOUISIANA STATE	8:36.05	Jackie Bobien, 2:04.5; Leslie Nixon, 2:10.1; Tammie Young, 2:09.2; Sylvia Brydson, 2:12.2
2.	IOWA	8:48.53	Kim Schneckloth, 2:14.9; Rachelle Roberts, 2:10.9; Tami Hoskins, 2:11.9; Jeanne Kruckeberg, 2:10.8
3.	NORTHWESTERN	8:54.88	Darleen Riechmuth, Carol Boyd, Andre Angell, Amy Bannister
4.	COLORADO	8:55.32	Catrina Campbell, Carol McMordie, Shannon Busch, Peg Millican
5.	MISSOURI	8:57.22	Bonnie Yuen, 2:14.0; Robyn Osborn, 2:13.3; Val Sauer, 2:12.9; Tracey Murray, 2:17.1
6.	KANSAS	9:03.99	Angie Helmer, 2:12.5; Cindy Panowicz, 2:20.2; Trisha Mangan, 2:18.2; Julie Howerton, 2:13.0
7.	MANKATO STATE	9:06.40	Diane Oolman, Kathy Petricka, Gwen Helbing, Lori Kruckeberg
8.	NORTHERN IOWA	9:08.23	Barb Clark, Jan Jacobson, Kathy Allen, Natalie Sueppel
9.	MARQUETTE	9:08.13	Marisa Walsh, Cheryl Forseth, Amy Eddington, Clare Look
10.	BAYLOR	9:09.65	Suzette Scott, 2:14.6; Natalie Nalepa, 2:17.8; Lisa Stone, 2:20.9; Kim Nuffen, 2:16.4

DISTANCE MEDLEY RELAY, College

EVENT 29

1.	WAYLAND BAPTIST	9:51.32	Kisute Kiboko, 2:59.2; Lorenzo McGill, 46.6; Michael Gregory, 1:50.7; Paul Dreessen, 4:14.8
2.	NORTH DAKOTA STATE	9:52.14	John Shurb, 2:59.5; Kraig Klefsans, 48.5; Mark Thompson, 1:55.2; Doug Hanson, 4:08.9
3.	NORTH CENTRAL	9:53.95	Dan Baker, Dana Epperson, Brian Wilson, Jim Jones
4.	CAL POLY-POMONA	10:03.08	Tefere Gebre, 3:04.1; Jon Eagleton, 49.1; Angel Roman, 1:53.0; Eddie Toro, 4:16.9
5.	OKLAHOMA CHRISTIAN	10:03.86	Peter Setimela, Oscar Woodberry, Terry Watkins, Mark Trimble
6.	MANKATO STATE	10:08.55	Brian Englekes, Kevin Johnson, Brian Edwards, John Schuster
7.	NORTHEAST MISSOURI STATE	10:10.27	Robert Lawrence, Barron Olden, Curtis Elam, Royce Hardesty
8.	SOUTH DAKOTA STATE	10:13.49	Dave Andersen, Dave Wik, Myron Friesen, Rich Schmidt
9.	NORTHWEST MISSOURI STATE	10:14.1	Mark VanSickle, Renwick Bovell, Lloyd Hunt, Mike Hayes
10.	WISCONSIN-MILWAUKEE	10:16.5	Eric Gietzen, Derrick Williams, Kevin Bouche, Ralph Welsh
11.	WISCONSIN-STEVENSON POINT	10:20.4	Steve Allison, Brad Houslet, Steve Wollmer, Tim Olson
12.	SIMPSON	10:29.7	Dave Munson, Rex VanBuskirk, Brian Brownsburger, Paul Beatty

AUGUSTANA-ILL - Did Not Finish



110-METER HIGH HURDLES, University & College

EVENT 30

NCAA Qualifying Standards: Div I - 13.84, Div II - 14.40, Div III - 14.84

Wind - 1.8 mps Against

1.	Patrick McGhee	IOWA	14.15
2.	Tony Norris	MICHIGAN STATE	14.16
3.	Bruce Cockrell	MISSOURI	14.19
4.	Chris Lancaster	INDIANA STATE	14.25
5.	Vernon George	TEXAS SOUTHERN	14.41
6.	Steve Krueger	WISCONSIN	14.44
7.	Lawrence Felton	TEXAS A & M	14.44

James Liddell - Arizona State - Did Not Finish - Fell

100-METER HURDLES, Women's

EVENT 31

NCAA Qualifying Standards: Div I - 13.65, Div II - 14.20, Div III - 15.24

Wind - 0.86 mps Against

1.	Donna Waller	Boulder, Colorado	13.26
2.	Tanajalyn Stanley	LOUISIANA STATE	13.33
3.	Leticia Beverly	ILLINOIS	13.74
4.	Kim Kilpatrick	KANSAS STATE	13.97
5.	Felecia Allen	MISSOURI	14.14
6.	Rhonda Brady	Chicago State TC	14.21

100-METER DASH, Women's

EVENT 32

NCAA Qualifying Standards: Div I - 11.48, Div II - 11.88, Div III - 12.54

Wind - 3.36 mps Against

1.	Celena Mondie	ILLINOIS	11.67
2.	Falilatu Ogunkoya	MISSISSIPPI STATE	11.76
3.	Davera Taylor	IOWA	11.99
4.	Angela McClatchey	ILLINOIS	12.23
5.	Carol Bailey	CONCORDIA-NEB	12.29
6.	Karen Kruger	NEBRASKA	12.30
7.	Michelle Miller	NEBRASKA	12.41
8.	Carrie Hoehner	KEARNEY STATE	12.55

100-METER DASH, University & College

EVENT 33

NCAA Qualifying Standards: Div I - 10.29, Div II - 10.50, Div III - 10.84

Wind - 2.54 mps Against

1.	Victor Edet	MISSOURI	10.48
2.	Derrick Florence	TEXAS A & M	10.49
3.	Norm McGee	NORTH DAKOTA	10.58
4.	Iziah Adeyanju	MISSOURI	10.62
5.	Andre Cason	TEXAS A & M	10.69
6.	Dazel Jules	EASTERN MICHIGAN	10.89
7.	Rickey Huell	MISSISSIPPI STATE	10.95
8.	Darryl Swann	CINCINNATI	11.08

400-METER DASH, Women's

EVENT 34

NCAA Qualifying Standards: Div I - 53.24, Div II - 55.80, Div III - 58.14

1.	Pauline Davis	ALABAMA	51.11
2.	Gwen Torrence	Athletics West	51.84
3.	Natasha Kaiser	MISSOURI	52.43
4.	Michelle Milling	NEBRASKA	53.07
5.	Adina Valdez	JACKSON STATE	54.10
6.	Veronda O'Hara	KANSAS	54.58

200-METER DASH, Men's Invitational

EVENT 35

NCAA Qualifying Standards: Div I - 20.64, Div II - 21.30, Div III - 21.84

Wind - 2.19 mps Against

1.	Michael Johnson	BAYLOR	20.46
2.	Calvin Smith	Tuscaloosa, Alabama	20.70
3.	Kevin Little	DRAKE	20.92
4.	Courtney Brown	RICE	21.35
5.	Stanley Kerr	TEXAS A & M	21.38
6.	Emmit King	New Balance TC	21.67

DISTANCE MEDLEY RELAY, University

EVENT 25

1.	ARIZONA	9:30.86	John Quade, Michael Davidson, Doug Herron, Matt Givsto, 3:58.3
2.	RICE	9:39.57	Alfredo, 2:56.8; Dourtney Brown, 45.8; Danny Morales, 1:50.8; Robby Timmons, 4:06.2
3.	KANSAS	9:43.32	Steve Heffernan, 2:58.4; Brad Cobb, 47.8; Stacey Smiedala, 1:50.8; Craig Watcke, 4:06.2
4.	MISSISSIPPI STATE	9:45.40	Eric Weinhold, Wilson Santucci, Scot Hopkins, Gerry Thome
5.	BAYLOR	9:46.38	Trent Sharp, 3:00.8; Kevin Walker, 47.7; Terril Davis, 1:49.5; Victor Valen, 4:08.4
6.	MICHIGAN STATE	9:47.24	Kerry Fly, Marvin Parnell, Derrick Coleman, Dennis Ropolinski
7.	NORTHWESTERN-ILL	9:50.21	Bob Cull, Steve Duncan, Joe Stegbauer, Jim Phillips
8.	EASTERN MICHIGAN	9:51.63	Mark Dailey, 3:03.1; Darrin Carpenter, 49.1; Brad Horton, 1:49.1; George Rodriguez, 4:10.0
9.	WISCONSIN	9:52.06	Eric Lueck, 2:58.3; Troy Mattes, 48.4; Fred Chepyator, 1:49.5; Robert Steller, 4:15.8
10.	NORTHERN IOWA	9:54.28	Tom Penningroth, 3:03.5; Brooks Glasnapp, 48.2; Kent Terrillion, 1:50.1, Dan Hostager, 4:12.5
11.	MARQUETTE	9:55.78	Pete Bandettini, Bob Arvidson, Bill Hombsch, Mike McTernan
12.	ILLINOIS STATE	9:58.28	Dan Devlin, Scott Wafford, Nave Wilson, Mike Buhrow
13.	INDIANA STATE	9:59.53	Mark King, Darrow Ramsey, Patrick Jamis, Eric Rush
14.	BRADLEY	10:01.77	Tim Boyce, Brian Radke, John McConnell, Mark Oberle
15.	PURDUE	10:02.38	Joe Franklin, Sam Stotts, Todd Sriver, John Stein
16.	IOWA	10:04.25	Louis English, 3:03.2; St. Clair Blackman, 49.6; D'Djuan Strolier, 1:53.7; Rodney Chambers, 4:17.7
17.	MINNESOTA	10:04.42	Dan Hebl, Rod Hutton, Steve Scarince, Chris Harder
18.	DRAKE	10:13.85	Charles Barber, 3:10.4; Derek Kilstom, 47.0; Dean Ohlhues, 1:53.1; John Schauff, 4:23.3
19.	MISSOURI	10:14.47	Chuck Dobbins, Tom White, Eric Bass, Kevin Grover
20.	TEXAS	10:23.25	Sean Kelly, Ray Ramirez, Rod Elliott, Greg Fuller

ILLINOIS - Disqualified: Interference - Ran 10:01.28

SOUTHERN METHODIST - Did Not Finish



1,500-METER RUN, Women's Invitational

EVENT 36

NCAA Qualifying Standards: Div I - 4:19.75, Div II - 4:32.00, Div III - 4:42.54

1.	Sherry Hoover	KENTUCKY	4:16.11
2.	Sue Addison	Reebok RT	4:16.26
3.	Salley Smith	PURDUE	4:17.19
4.	Melissa Straza	ILLINOIS	4:21.08
5.	Jeanne Kruckberg	IOWA	4:24.63
6.	Kelly McNee	Dominos RT	4:24.69
7.	Kelly McDonnell	AUBURN	4:27.45
8.	Karla Zulstra	DRAKE	4:29.21
9.	Chris McNamara	COLORADO	4:30.65
10.	Anne Stadler	KANSAS STATE	4:31.77
11.	Rachelle Roberts	IOWA	4:46.20

Andrea Bowman, Eastern Michigan - Did Not Finish

4 X 100-METER RELAY, Women's

EVENT 37

NCAA Qualifying Standards: Div I - 45.24, Div II - 47.10, Div III - 49.44

1.	ILLINOIS *New Record*	43.94	Victoria Fulcher, Angela McClatchey, Leticia Beverly, Celena Mondie
2.	LOUISIANA STATE	44.25	Tananjalyn Stanley, Zina Age, Danyel Wofford, Esther Jones
3.	OKLAHOMA	44.78	Kim Nichols, Katherine Burns, Melody McNeely, Darlena Morganfield
4.	MISSOURI	45.39	Angela Monroe, Natasha Kaiser, Teri LeBlanc, Lorinda Richardson
5.	NEBRASKA	45.51	Michelle Miller, Linetta Wilson, Beth Webster, Karen Kruger
6.	EASTERN MICHIGAN	46.05	Jackie Hinds, Angela Springer, Vicky Kazlina, Virgie Bullie

MISSISSIPPI STATE - Disqualified: 2-3 out of zone - Ran 47.66

NEW DRAKE RELAYS RECORD: :43.94, Illinois, (Fulcher, McClatchey, Beverly, Mondie)

OLD RECORD: :44.05, Nebraska (Powell, Blanford, Thacker, Ottey), 1983

4 X 100-METER RELAY, College

EVENT 40

NCAA Qualifying Standards: Div I - 39.85, Div II - 41.30, Div III - 42.44

1.	WAYLAND BAPTIST	40.54	Darnell Adams, Craig Taylor, Alrick Munroe, Devon Morris
2.	MORNINGSIDE	41.41	Morgan Walker, Darrell Thomas, Todd Smith, Charles Johnson
3.	HASTINGS	41.69	Andre Sanders, Marvin Williams, Dan Blanford, Omar Whitfield
4.	LINCOLN	41.74	Synstr Carter, Eric Young, Stacey Jorrey, Darick Gleason
5.	NORTHWEST MISSOURI STATE	41.75	Dwayne Young, Renwick Bovell, John Jewett, Jarvis Redmond
6.	NEBRASKA WESLEYAN	42.12	Tim Beebe, Dave Detletsen, Darin Bentzinger, Chuck Olsen
7.	NORTH DAKOTA STATE	42.16	Kenton Cargile, Mike Eckroth, Jerry Boschee, Robert Stevson

4 X 100-METER RELAY, University

EVENT 41

NCAA Qualifying Standards: Div I - 39.85, Div II - 41.30, Div III - 42.44

1. TEXAS A & M	39.21	Lawrence Felton, Derrick Florence, Andre Cason, Stanley Kerr
2. TEXAS	39.57	Johnny Washington, Eric Metcalf, Tony Jones, Jason Leach
3. JACKSON STATE	39.66	Ronald Whitsett, Roland Barclay, Rickey Smith, Michael Newbold
4. MISSOURI	40.06	Victor Edet, Bruce Cockrell, Iziaq Adenyanju, Yemi Aladefa
5. GEORGIA	40.33	Steve Moore, Mike Hines, Randy Bell, Gary Duncan
6. NEBRASKA	40.79	Bill Trott, Kenny Dixon, Mark Perry, Bobby Jelks
7. EASTERN MICHIGAN	40.84	Andy Bunnell, Dazel Jules, Willie Jenkins, Charles Wilson

400-METER DASH, Men's Special Invitational

EVENT 42

NCAA Qualifying Standards: Div I - 46.10, Div II - 47.50, Div III - 48.44

1. Michael Franks	St. Louis, Missouri	44.82
2. Tim Simon	ILLINOIS	45.18
3. Kyle Hargett	COLORADO	45.65
4. Patrick Gordon	RICE	45.68
5. Jeff Reynolds	KANSAS STATE	45.88
6. Ken Lowrey	Chicago State TC	46.43
7. Raymond Pierre	BAYLOR	46.54
8. Sam Miranda	MIAMI	47.90

SPRINT MEDLEY RELAY, Women's

EVENT 44

1. MISSOURI	1:39.42	Angela Monroe, Teri LeBlanc, Lorinda Richardson, Natasha Kaiser, 52.2
2. WAYLAND BAPTIST	1:39.72	Comfort Igeh, Marcia Brown, Vickie Aoko, Althea Thomas, 52.6
3. EASTERN MICHIGAN	1:40.52	Vicky Kozlina, Virgie Bullie, Angela Springer, Jackie Hinds, 53.3
4. LOUISIANA STATE	1:40.59	Tananjalyn Stanley, Zinia Age, Esther Jones, Jackie Bobien, 54.6
5. TEXAS	1:41.09	Alisa Bell, Regina Gentry, Tanya Woodside, Trisha Harris, 54.8
6. IOWA	1:43.64	Davera Taylor, Tricia Vesely, Beverly Powell, Senta Hawkins, 54.9
7. PURDUE	1:47.47	Jamie McNeair, Angela Goodman, Dawn Benedict, Christine McGee, 59.3

JACKSON STATE - Did Not Finish



3,000-METER STEEPLECHASE, University & College

EVENT 45

NCAA Qualifying Standards: Div I - 8:46.00, Div II - 9:11.00, Div III - 9:16.94

1.	Tim Wakeland	IOWA STATE	8:42.61
2.	Jon Thanos	ILLINOIS	8:44.30
3.	Mark Brosnan	EASTERN MICHIGAN	8:47.31
4.	Jody Fischer	NEBRASKA	8:50.05
5.	Don Schafer	ILLINOIS STATE	8:56.79
6.	Harald Graham	NEBRASKA	9:04.87
7.	Craig Cassen	SOUTH DAKOTA STATE	9:05.65
8.	Mike Smith	MANKATO STATE	9:13.82
9.	Mark Trimble	OKLAHOMA CHRISTIAN	9:16.45
10.	Paul Bunnell	LUTHER	9:16.70
11.	Eric Fossum	WISCONSIN-STEVENSON POINT	9:17.8
12.	Rob Hays	KANSAS STATE	9:18.0
13.	Jon Korta	MINNESOTA	9:22.7
14.	Dave Feighner	MICHIGAN STATE	9:37.9

100-METER DASH, Men's Special Invitational

EVENT 46

Wind - 1.79 mps Against

1.	Norm McGee	NORTH DAKOTA	10.37
2.	Calvin Smith	Tuscaloosa, Alabama	10.39
3.	Emmit King	New Balance TC	10.44
4.	Slip Watkins	LOUISIANA STATE	10:48
5.	Mel Lattany	Athens, Georgia	10.54
6.	Ray Hill	Manhattan, Kansas	10.64
7.	Keith Talley	Tuscaloosa, Alabama	10.71

SPRINT MEDLEY RELAY, College

EVENT 48

1.	WAYLAND BAPTIST	3:19.44	Darnel Adams; Alrick Munroe; Devon Morris, 45.6; Michael Gregory, 1:50.8
2.	MOORHEAD STATE	3:22.52	Brad Ober; Henry Thomas; Steve West, 49.0; Roger Thelen, 1:50.4
3.	CAL POLY-POMONA	#:23.33	Chris Gloyd; Dario Robinson; Rich Lay, 47.7; Angel Roman, 1:51.7
4.	ST. THOMAS	3:23.44	Randy LaCombe; John Schwarta; Rich Harkwell; Mike Brown, 1:51.1
5.	LORAS	3:25.20	Don Stubbs; Barry Harris; Mark Mehlberger, 50.2; John Ondande, 1:50.9
6.	CENTRAL MISSOURI STATE	3:25.43	Terry Thompson; Greg Leaper; Willie Tague, 47.9; Craig Heeney, 1:53.4
7.	MORNINGSIDE	3:25.99	Morgan Walker, Jeff Smith, Charles Johnson, Rick Amos
8.	SIMPSON	3:27.47	Jeff Lynch, Rex VanBuskirk, Kip Janvrin, Chris Lindsley

SPRINT MEDLEY RELAY, University

EVENT 49

1.	JACKSON STATE	3:13.94	Rickey Smith; Roland Barclay; Reuben Graham, 46.4 Oslen Barr, 1:46.3
2.	TEXAS	3:14.10	Tony Jones; Jason Leach; Winthrop Graham, 46.1; Pablo Squella, 1:46.2
3.	TEXAS A & M	3:15.10	Derrick Florence; Stanley Kerr; Errington Lindo, 44.9; Matt Dunn, 1:48.6
4.	MISSISSIPPI STATE	3:15.55	Keith Laurant; Sidney Braddy; Lorenzo Daniel, 44. Kraig Cesar, 1:49.6
5.	PRAIRIE VIEW A & M	3:15.85	Karenton Facey; Felton Nails; Eric Pogue, 45.8; Anthony Christie, 1:47.4
6.	ALABAMA	3:16.34	Craig Griffin; Jack Williams; Larry Cantrell, 45. Alfonzo Henson, 1:48.9
7.	GEORGIA	3:18.20	Steve Moore, Andy Wingate, Randy Bell, Gary Duncan
8.	COLORADO	3:24.84	Gary Ramsay; Steve Provenzano; Jesse Daviss, 47.5 Mike Macinko, 1:54.3

800-METER RUN, Women's Invitational

EVENT 50

NCAA Qualifying Standards: Div I - 2:05.24, Div II - 2:11.80, Div III - 2:16.34

1.	Edith Nakiyingi	IOWA STATE	*New Record*	2:03.18
2.	Evelyn Adiru	ALABAMA		2:03.74
3.	Tina Parrott	Indiana TC		2:04.47
4.	Jane Brooker	Drake TC		2:04.88
5.	Maria Akraka	IOWA STATE		2:05.24
6.	Dorienne Lambelet	Sallie Mae TC		2:06.61
7.	Iyabo Ajayi	MISSISSIPPI STATE		2:08.20
8.	Jeanne Kruckeberg	IOWA		2:10.47
9.	Sharon Powell	NEBRASKA		No Time
10.	Sheila Haugh	DRAKE		No Time
	Adrienne Diamond, Indiana TC - Did Not Finish			

NEW DRAKE RELAYS RECORD: 2:03.18 - Edith Nakiyingi - Iowa State

OLD RECORD: 2:03.35, Essie Kelly-Washington, Houston, Texas, 1986

800-METER RUN, Men's Special Invitational

EVENT 51

NCAA Qualifying Standards: Div I - 1:47.86, Div II - 1:51.00, Div III - 1:52.44

1.	Charlton Hamer	ILLINOIS		1:47.70
2.	Brad Horton	EASTERN MICHIGAN		1:48.01
3.	Jeff Burris	NORTHERN IOWA		1:48.10
4.	Brett Carney	IOWA STATE		1:49.11
5.	Mark Fowler	LOUISIANA STATE		1:49.51
6.	Regis Humphrey	Lincoln, Nebraska		1:49.58
7.	Bob Cull	NORTHWESTERN		1:49.59
8.	Jim Maton	EASTERN ILLINOIS		1:51.47
9.	Pat Parris	Nike North		1:51.72
	Guy Scott, Michigan State - Did Not Finish			



1,500-METER RUN, University & College

EVENT 53

NCAA Qualifying Standards: Div I - 3:42.20, Div II - 3:51.00, Div III - 3:52.54

1.	Robert Soule	IOWA STATE	3:44.41
2.	Len Sitko	ILLINOIS	3:44.47
3.	Jacques van Rensbur	NEBRASKA	3:44.69
4.	Philip Walkins	JACKSON STATE	3:46.05
5.	Shawn Bernier	MANKATO STATE	3:46.06
6.	Rich Dissly	RICE	3:46.91
7.	Jeff Smith	ARIZONA STATE	3:46.91
8.	Roger Jennings	EMPORIA STATE	3:47.38
9.	Carson Hoeft	MINNESOTA	3:47.5
10.	John Yates	EASTERN MICHIGAN	3:47.5
11.	Donny Belcourt	OKLAHOMA STATE	3:48.9
12.	Pat Hessini	KANSAS STATE	3:49.2
13.	Andy Dunn	COLORADO	3:52.0

4 X 400-METER RELAY, Jim Duncan, Women's

EVENT 56

NCAA Qualifying Standards: Div I - 3:36.24, Div II - 3:48.20, Div III - 3:57.84

1.	ALABAMA	3:34.32	Sherryl White, 54.2; Evelyn Adiru, 54.2; Sandra Latham, 53.0; Pauline Davis, 52.9
2.	LOUISIANA STATE	3:34.96	Opal Cunningham, 54.4; Danyel Wofford, 53.4; Tammie Young, 53.9; Sylvia Brydson, 53.2
3.	ILLINOIS	3:35.62	Victoria Fulcher, 53.1; Angela McClatchey, 53.9; Shayla Baine, 55.1; Celena Mondie, 53.5
4.	TEXAS A & M	3:37.44	Trish Harris, 52.7; Tanya Woodside, 53.5; Lisa Edmonds, 54.7; Monica Banks, 56.6
5.	PURDUE	3:38.77	Angela Goodman, 55.8; Dawn Benedict, 54.3; Lisa Fears, 54.3; Jamie McNear, 54.3

4 X 400-METER RELAY, Dr. Channing Smith, College

EVENT 57

NCAA Qualifying Standards: Div I - 3:05.72, Div II - 3:12.50, Div III - 3:17.44

1.	WAYLAND BAPTIST	3:09.89	Lorenzo McGill, 47.2; Darnell Adams, 48.4; Michael Gregory, 48.3; Devon Morris, 46.0
2.	MORNINGSIDE	3:13.89	Darrell Thomas, Allen Burns, Lonnie McPeek, Todd Smith
3.	LUBBOCK CHRISTIAN	3:14.64	Sherlon Didier, Chris Edwards, Mike Marshall, Zak Tullah, 48.7
4.	HASTINGS	3:14.73	Andre Sanders, 48.7; Dan Blanford, 49.0; Keith Billingsly, 49.3; Marvin Williams, 47.8
5.	NORTHWEST MISSOURI STATE	3:15.93	Dervon Nash, 49.2; Renwick Bovell, 48.3; Jarvis Redmond, 49.6; Dwayne Young, 48.9
6.	LINCOLN	3:16.75	Mark McKinney, 49.9; James Robinson, 49.1; Stacey Torrey, 49.1; Synistr Carter, 48.6
7.	NORTH CENTRAL	3:20.49	Dana Epperson, Joe Plutz, Jim VanHootegem, Dan Baker

4 X 400-METER RELAY, John L. Griffith, University

EVENT 58

NCAA Qualifying Standards: Div I - 3:05.72; Div II - 3:12.50, Div III - 3:17.44

- |                     |         |   |
|---------------------|---------|---|
| 1. ILLINOIS         | 3:03.05 | Rod Tolbert, 46.5; Lee Bridges, 45.4;<br>Charlton Hamer, 46.6; Tim Simon, 44.5            |
| 2. BAYLOR           | 3:03.26 | Todd Thompson, 47.7; Keith Stanford, 48.8;<br>Raymond Pierre, 46.2; Michael Johnson, 43.5 |
| 3. PRAIRIE VIEW     | 3:04.35 | Charles Bruce, 47.1; Felton Nails, 46.3;<br>Anthony Christie, 45.4; Eric Plogue, 45.5     |
| 4. JACKSON STATE    | 3:06.05 | Reuben Graham, 46.8; Ronald Whitsett, 47.0;<br>John Bernard, 45.9; Oslen Barr, 46.4       |
| 5. EASTERN MICHIGAN | 3:06.26 | Charles Wilson, 47.5; Dazel Jules, 45.9;<br>Willie Jenkins, 46.1; Carl Johnson, 45.7      |
| 6. COLORADO         | 3:06.68 | Steve Provanzano, 47.8; Devlon Dunn, 46.2;<br>Gary Ramsay, 47.2; Kyle Hargett, 45.5       |
| 7. OKLAHOMA         | 3:07.13 | Steve Brown, Lamont Harris, Tony Page,<br>Steve Lambeth                                   |

ALABAMA - Did Not Finish



## 79th ANNUAL DRAKE RELAYS

PRELIMS

DRAKE STADIUM, DRAKE UNIVERSITY, DES MOINES, IOWA

SATURDAY, APRIL 30, 1988

SATURDAY MORNINGOFFICIAL RESULTSWOMEN  
UNIVERSITY & COLLEGE

WEATHER REPORT: Sunny Skies - 53° - Humidity 43% - Wind out of the South at 7 mph

SPRINT MEDLEY RELAY, Women's Prelims

EVENT 44

## HEAT 1

1. JACKSON STATE	1:41.17	Dawn Salazar, Catherine Richards, Marilyn Dewarder, Adina Valdez, 53.0
2. AUBURN	1:44.91	Janice Smith, Stefanie Bellinger, Cheryl Glenn, Darlene Reed
3. GEORGIA	1:47.01	Dawn Brown, Latasha Rolers, Monica Wills, Loreen White
4. LINCOLN	1:47.02	Michelle Williams, Ayesha Shabazz, Makelia Thompson, Karen Walker
5. HASTINGS	1:50.21	Mary Pawling, Leisa Johnson, Lisa Bruce, Donna Sproling
6. CENTRAL	1:53.88	Mary Boyd, Steph Schulte, Jan Quick, Susan McKay

## HEAT 2

1. LOUISIANA STATE	1:40.44	Esther Jones, Zinia Age, Danyel Wofford, Opal Cunningham
2. IOWA	1:42.72	Beverly Powell, Tricia Vesely, Daveia Taylor, Senta Hawkins
3. PURDUE	1:42.90	Jamie McNear, Tia Hensler, Angela Goodman, Dawn Benedict
4. NORTHWEST MISSOURI STATE	1:46.08	Kim Spriggs, Angela Howard, Yolanda Alexander, Venus Harris
5. KEARNEY STATE	1:46.31	Rita Goc, Kristie Walz, Carrie Hoehner, Tatia Harris
6. DOANE	1:49.33	Heidi Fishler, Kim Schneider, Gina Jochim, Kathy Waggoner
7. GRACELAND	1:51.17	Wendi Pulford, Melissa Diamond, Laura Stanke, Wendi Simmons

## HEAT 3

1. MISSOURI	1:39.63	Angela Monroe, Teri LeBlanc, Lorinda Richardson, Natasha Kaiser, 52.5
2. TEXAS A & M	1:41.19	Alisa Bell, Regina Gentry, Tanya Woodside, Trisha Harris, 53.6
3. KANSAS	1:45.32	Shundrekia Smith, Yolanda Taylor, Mylene Maharaj, Janice Turner, 56.9
4. DE PAUL	1:46.96	Sabrina Couch, Kim Mitchell, Sherri Bean, Lorece Collins, 56.2
5. CENTRAL MISSOURI STATE	1:47.41	Teresa Snyder, Tonja Ashcraft, Serena Brown, Millicent Foskin, 56.8

SPRINT MEDLEY RELAY, Women's Prelims, Cont'd.

EVENT 44

## HEAT 3, Cont'd.

6.	SIMPSON	1:50.23	Donna Reno, Lisa Simpson, Rhesa Ashbacher, Audrey Everson, 58.0
7.	MARQUETTE	1:50.51	Wendy Jarmol, Kristan Erdman, Clare Look, Marisa Walsh, 58.0

## HEAT 4

1.	EASTERN MICHIGAN	1:41.60	Vicky Kozlina, Virgie Bullie, Angela Springer, Jackie Hinds, 54.3
2.	IOWA STATE	1:43.60	Lexie Anderson, Nancy Golie, Jacqui Parker, Natasha Thomas, 55.0
3.	TOLEDO	1:46.81	Dee Watkins, Pamela Byrd, Shantel Ransom, Brenda Cousin, 56.1
4.	WISCONSIN-MILWAUKEE	1:48.78	Katherine Kemp, Letitia Beckett, Sheila Mosby, Anne Hills, 63.6
5.	MOORHEAD STATE	1:49.07	Cheryl Whitlow, Wendy Granum, Ann Kiecker, Bonnie Steinbach, 57.8
6.	WISCONSIN-RIVER FALLS	1:52.12	Becky Beining, Laura Gabriel, Jennifer Kokes, Shelly Wall, 58.7
7.	DORDT	1:54.18	Julie Dykema, Stacey Vanden Bos, Lisa Van Eyr, Lavonne Boer, 62.1

## HEAT 5

1.	WAYLAND BAPTIST	1:40.98	Comfort Igeh, Marcia Brown, Vickie Aoko, Althea Thomas, 53.2
2.	WESTERN ILLINOIS	1:46.45	Roshawn Brooks, Seyla Murray, Marcia Byrd, Lisa Smith, 57.3
3.	MANKATO STATE	1:48.74	Lynn Schuetze, Kim Sanders, Barb Buckwalter, Luanna Van Meveren
4.	BRADLEY	1:49.03	Eilett Forrest, Teresa Brown, Lynn Mueller, Melodie Turner, 58.0
5.	WISCONSIN-STEVENS POINT	1:52.27	Beckie Sherwood, Maureen Seidl, Barb Knuese, Carrie Enger
6.	IOWA WESLEYAN	1:53.08	Kelly Carlson, Toni Jones, Brenda Brown, Corrie Skiles, 59.3

QUALIFIERS: Jackson State, Louisiana State, Missouri, Eastern Michigan, Wayland Baptist, Iowa, Purdue, Texas A & M



## EVENT #70--WOMEN'S DISCUS, UNIVERSITY/COLLEGE--FINAL

	<u>NAME</u>	<u>SCHOOL</u>	<u>DISTANCE</u>
1	Pinkie Suggs	zz-Manhattan, Kan.	53.82--176-7
2	Becky Fettig	zz-Club Sota	53.76--176-4
3	Jean Monter	Nebraska	49.40--162-1
4	Beth Manson	Bowling Green State	48.42--158-10
5	Jean Schleusener	Minnesota	47.54--156-0
6	Jenny Espe	Minnesota	46.44--152-4
7	Angie Miller	Kansas State	46.32--152-0
8	Shannon Emory	Alabama	46.30--151-11
9	Golda Ewalt	Western Illinois	44.18--144-11
10	Terri Argubright	Texas A & M	43.56--142-11
11	Brenda Schumacher	Northwestern-III.	42.40--139-1
12	Vicki Roseberry	Bowling Green State	42.30--138-9
13	Mary Reighard	Toledo	42.26--138-8
14	Kathy Snow	Iowa	42.14--138-3
15	Evonne Vaplon	zz-Moorhead, Minn.	41.98--137-9
16	Debbie Smith	Illinois	41.32--135-7
17	Lisa Tatman	Northern Iowa	40.56--133-1
18	Laura Akers	Western Illinois	40.56--133-1
19	Leslie Flowers	Drake	40.46--132-9
20	Karen Hinnenkamp	St. Thomas	40.24--132-0
21	Donna Wheeler	Northern Iowa	40.06--131-5
22	Karen Oerter	Nebraska Wesleyan	39.30--128-11
23	Amy Werkowski	Illinois	37.70--123-8

EVENT #71--UNIVERSITY-COLLEGE TRIPLE JUMP--FINAL

	<u>NAME</u>	<u>SCHOOL</u>	<u>DISTANCE</u>
1	**Johnny Washington	Texas	16.47--54-0 1/2
2	Jonathan Taylor	Louisiana State	15.46--50-8 3/4
3	David Bond	Kansas	15.40--50-6 1/4
4	Pete Wodrich	North Dakota State	15.15--49-8 1/2
5	Paul Jones	Iowa	15.05--49-4 1/2
6	Torey Barr	Colorado	15.01--49-3
7	Gordon Finch	Iowa	14.98--49-1 3/4
8	Fritz Knowles	Iowa State	14.91--48-11
9	Chris Bean	Cincinnati	14.60--47-10 3/4
10	Todd Crawford	Drake	14.49--47-6 1/2
11	David Barlia	Arizona State	14.45--47-5
12	James Kelley	Nebraska	14.44--47-4 1/2
13	Scott Laurent	Wisconsin-Stevens Point	14.40--47-3
14	Steve Luzum	St. Thomas	14.31--46-11 1/2
15	Dario Robinson	Cal Poly-Pomona	14.27--46-10
16	Chris Bodley	Concordia-Neb.	13.96--45-9 3/4
17	Mark Stewart	Hamline	3 Fouls

\*\*--Washington's winning jump qualifies him for Olympic Trials and NCAA Div.

Exhibition

Jan Cato, Unattached, Naperville, Ill., 16.05m--52-8



## EVENT #72--UNIVERSITY-COLLEGE POLE VAULT--FINAL

PL	NAME	SCHOOL	HEIGHT
1	**Scott Huffman	Kansas	5.57--18-3 1/4
2T	Tim McMichael	Oklahoma	5.33--17-6
2T	Monte Weller	Purdue	5.33--17-6
4	Bill Payne	Baylor	5.33--17-6
5	David Wooten	Baylor	5.20--17-0 3/4
6	Jason Oldham	Eastern Michigan	5.20--17-0 3/4
7	Darren Nichols	Illinois State	5.20--17-0 3/4
8	Roy Hix	Southern Methodist	5.05--16-7
9T	Todd Verbick	Wisconsin	5.05--16-7
9T	Warren Smith	Texas	5.05--16-7
9T	Kelly Scott	Iowa	5.05--16-7
12	Tracy Bulin	Wisconsin	4.90--16-1
13T	David Brooks	Concordia-Neb.	4.90--16-1
13T	Shea McClanahan	Texas	4.90--16-1
15	Kip Janvrin	Simpson	4.90--16-1
16T	Rich Palumbo	Iowa	NH
16T	Cedric Fullard	Kansas	NH
16T	Phil Yuska	Purdue	NH
16T	Marc Hintz	Baylor	NH
16T	Kevin Herfurth	Mississippi State	NH
16T	Don Kitzmann	Concordia-Neb.	NH
16T	Brad Miller	Northern Iowa	NH
16T	Devin Kosmicki	Nebraska	NH
16T	John Rhoades	Heidelberg	NH
16T	Tim Reiners	Iowa State	NH

\*\*NEW DRAKE RELAYS RECORD (Old Record, 18-2 1/2, David Volz, Indiana, 1982)

Winning jump qualifies him for Olympic Trials and NCAA Div.

EVENT #73--UNIVERSITY-COLLEGE HIGH JUMP--FINAL

PL	NAME	SCHOOL	HEIGHT
1	**Jon Shelton	Texas	2.26--7-5
2	David Glassburn	Purdue	2.22--7-3 1/2
3	Troy Glasgow	Georgia	2.22--7-3 1/2
4	Bob Sundell	Northwest Missouri State	2.17--7-1 1/2
5	Brad Speer	Kansas State	2.17--7-1 1/2
6T	Tom Smith	Illinois State	2.17--7-1 1/2
6T	Mike Vukovich	Minnesota	2.17--7-1 1/2
8T	Kevin Flowers	Miami	2.17--7-1 1/2
8T	Alain Metellus	Louisiana State	2.17--7-1 1/2
10	Jason Dudley	Colorado	2.17--7-1 1/2
11T	Mike Fairchild	Mankato State	2.12--6-11 1/2
11T	Dothel Edwards	Georgia	2.12--6-11 1/2
13T	Bill Bluethmann	Purdue	2.12--6-11 1/2
13T	James Blackledge	Nebraska	2.12--6-11 1/2
15T	Mike Burns	Purdue	2.12--6-11 1/2
15T	Paul Pietruszewski	St. Cloud State	2.12--6-11 1/2
15T	Maurice Crumby	Arizona	2.12--6-11 1/2
18T	Chuck Ways	Mississippi State	NH
18T	Pat Poteet	Texas A & M	NH
18T	Ken Lansing	Iowa	NH
18T	Jeff Wylie	Baylor	NH
18T	Joey Johnson	Arizona State	NH
18T	Marc Rexroad	Nebraska	NH
18T	Kyle Collins	South Dakota	NH
18T	Mark Blahnik	Central Missouri State	NH
18T	Robert Hill	Texas	NH
18T	Damon Kurtz	Cincinnati	NH
18T	Steve Broxterman	Fort Hays State	NH
18T	David Koenig	Texas A & M	NH

\*\*--Winning jump qualified him for Olympic Trials and NCAA Div.



EVENT #74--UNIVERSITY-COLLEGE SHOT PUT--FINAL

	<u>NAME</u>	<u>SCHOOL</u>	<u>DISTANCE</u>
1	Ed Wade	Oklahoma	18.83--61-9 1/2
2	Dave Brown	Nebraska	18.25--59-10 1/2
3	Mike Stulce	Texas A & M	18.0---59-0 3/4
4	Terry Strouf	Wisconsin-LaCrosse	17.54--57-6 1/2
5	Frank Mazza	Louisiana State	17.48--57-4 1/4
6	Lance Wilson	Texas	17.18--56-4 1/2
7	Rex Gerding	Nebraska	17.06--55-11 3/4
8	Dan O'Mara	Kansas State	16.92--55-6 1/4
9	Brian Kiser	Purdue	16.68--54-8 3/4
10	Patrik Hennings	Texas A & M	16.48--54-1
11	Shane Collins	Arizona State	16.41--53-10 1/4
12	Vincent Carpenter	Baylor	16.33--53-7
13	Dan Bulger	Purdue	16.20--53-1 3/4
14	Mike Yonkey	Mankato State	15.66--51-4 1/2
15	Ed Sundra	Marquette	15.63--51-3 1/2
16	Jeff Dejno	St. Thomas	15.57--51-1
17	Neil Eubank	Louisiana State	3 Fouls

## EVENT #75--WOMEN'S SHOT PUT--FINAL

	NAME	SCHOOL	DISTANCE
1	**Pinkie Suggs	zz-Manhattan, Kan.	15.92--52-2 3/4
2	Elizabeth Mulvihill	zz-Bemidji, MN	15.15--49-8 1/2
3	Monica Miller	Iowa State	14.72--48-3 1/2
4	Debbie Smith	Illinois	14.64--48-0 1/2
5	Hanna Gylfadottir	Alabama	14.61--47-11 1/4
6	Beth Manson	Bowling Green State	14.39--47-2 1/2
7	Melanie Herrera	Augsburg	14.29--46-10 3/4
8	Becky Fettig	zz-Club Sota	14.11--46-3 1/2
9	Lisa Tatman	Northern Iowa	13.86--45-5 3/4
10	Donna Wheeler	Northern Iowa	13.79--45-3
11	Traci Ferren	Wisconsin	13.57--44-6 1/4
12	Amy Fox	Nebraska	13.52--44-4 1/4
13	Terri Argubright	Texas A & M	13.45--44-1 1/2
14	Leticia Gilbert	Northwest Missouri State	13.29--43-7 1/4
15	Kim Bodey	Illinois	13.26--43-6
16	Jean Schleusener	Minnesota	13.21--43-4 1/4
17	Jill Kwasneski	Eastern Michigan	13.04--42-9 1/2
18	Karen O'Connor	Arizona State	13.04--42-9 1/2
19	Rachel Lewis	Minnesota	12.92--42-4 3/4
20	Cydne Ryan	Missouri	12.85--42-2
21	Mary Otto	Central Missouri State	12.70--41-8
22	Jean Monter	Nebraska	12.69--41-7 3/4
23	Angie Miller	Kansas State	12.28--40-3 1/2
24	Janelle Marconi	Iowa	12.15--39-10 1/2
25	Barb Moore	Heidelberg	10.96--35-11 1/2

\*\*--Winning throw qualified her for the Olympic Trials and NCAA Div.



EVENT #76--WOMEN'S LONG JUMP--FINAL

	<u>NAME</u>	<u>SCHOOL</u>	<u>DISTANCE</u>
1	*Claire Connor	Louisiana State	6.65--21-10
2	*Lorinda Richardson	Missouri	6.51--21-4 1/4
3	*Meledy Smith	Texas Southern	6.46--21-2 1/2
4	\$Kim Atwater	Drake	6.26--20-6 1/2
5	Julie Lewis	Louisiana State	6.25--20-6 1/4
6	Alissa Bell	Texas A & M	6.22--20-5
7	Felecia Allen	Missouri	6.19--20-3 3/4
8	Jane Mattke	zz-Club Sota	6.03--19-9 1/4
9	Carrie Hoehner	Kearney State	6.01--19-8 1/2
10	Pamela Byrd	Toledo	5.98--19-7 1/2
11	Yolanda Taylor	Kansas	5.90--19-4 1/4
12	Leticia Beverly	Illinois	5.88--19-3 1/2
13	Nancy Nowak	Eastern Michigan	5.74--18-10
14	Wanda Evans	Colorado	5.74--18-10
15	Catherine Richards	Jackson State	5.72--18-9 1/4
16	Carol Bailey	Concordia-Neb.	5.69--18-8
17	Joanne Gomez	Nebraska	5.66--18-6 3/4
18	Teri LeBlanc	Missouri	5.65--18-6 1/2
19	Catherine Colter	Georgia	5.60--18-4 1/2
20	Kristen Barker	Baylor	5.60--18-4 1/2
21	Felecia Curry	Kansas State	5.56--18-2 3/4
22	Brenda McDonald	Auburn	5.54--18-2
23	Latasha Rogers	Georgia	5.43--17-9 3/4
24	Sandra Hines	Texas A&M	5.39--17-8 1/4
25	Sheri Papcsy	Drake	5.29--17-4 1/4
26	Cathy Davis	Wisconsin-Milwaukee	4.97--16-3 1/2

\*--Winning jumps qualify them for Olympic Trials and NCAA Div.

\$--Winning jump qualifies her for NCAA Div.

## 79th DRAKE RELAYS

### Quotes

Saturday, April 30, 1988

Jeff Short, Cedar Falls - Winner - H.S. Boys 3200-Meter Run in 9:25.38

Running at the Relays adds a little excitement. I was trying to keep low-key and not get too excited before the race, but that's impossible.

Coming around the corner I thought he might have too big a lead, but right around half way down I just said I'll catch him at the finish. I was hoping to get him right at the line because I didn't want to give him any room.

In the past I've let people get too far ahead. I just wanted to stay close enough to keep in contact. It's my last year. Coming down the stretch I didn't know if I was going to get him but I said I have nothing to lose.

Sabrina Dornhofer, Athletics West - Winner - Womens 5000-Meter run in 15:50.16

I felt really good for the first mile and a half, then things started getting tough, but that's usually the way it goes. I knew if I'd just maintain with the group I have a pretty good kick so I just wanted to keep in contact.

I've been training with both Christine and Jackie, so we planned to get out in front and then switch leads to take the pressure off. I knew it would come down to the last couple laps.

I like both the Drake and the Penn Relays. I like the smallness of the stands here and the fact that the crowd is real close. Drake is a little friendlier. I don't know if it's because it's a smaller group of athletes, but there is a more personal attitude here.

Raf Wyns, Unattached, Ames, Iowa - Winner - Mens 5000-Meter Run in 13:41.36

I felt really good. I didn't think it would be that easy. I have a pretty good kick and planned to stay behind and kick the last 200, but I felt so good I just had to go with 4 laps to go.

I went to ISU so this is like a home meet. The crowd is great--they really cheer you on if you win.

I felt really good with a mile to go so I just decided to take off. It's fun to run races like that, especially here at the Drake Relays. The crowd cheers you on so much it really makes you want to go.

Sylvia Brydson, Louisiana State -- Anchor on winning Womens 4x800-Meter Relay in 8:36.05

The crowd really had me fired up on that first lap and I was just really excited and I went out too fast. Then I started to feel it. In the homestretch the crowd started yelling again. I just closed my eyes and kept trying. When I came across the line I saw that we had just missed the record. I'm more upset about missing the record than anything.



Donna Waller, Unatt. Boulder, Colorado - Winner - Womens Invit. 100-Meter Int. Hurdles in 13.26

I had looked at the record at 13.53. Those were times I ran last year so I didn't think it'd be much of a problem breaking the record. It feels good to have a record.

Today was a strong race. I have been having problems with my start. It was a strong headwind, kind of hard to fight it. I was pushing hard trying to run a 13.0 or 13.1 but I don't think with these conditions -- the wind -- it was kind of hard to do it.

Patrick McGhee, Iowa - Winner - Univ.-College 110-Meter High Hurdles in 14.15

Runners on both sides were knocking me. I couldn't do anything. I just had to get out and leave those guys. I had a terrible start. Maybe it was psychological but I just knew I wasn't going to get a good start. I had to come back at the end and just catch up with those guys and run my best.

Pauline Davis, Alabama - Winner - Univ.-College 400-Meter Dash in 51.11.

I enjoy running at the Relays. The fans here are great--really supportive of the athletes.

I ran the third leg on a winning relay team here last year. This win is just a really different feeling. With a relay, it's a team effort, and this win is my personal effort.

This is the first 400 I've run since high school. I'm a sprinter--run the 100 and 200-meter dashes. I ran the 400 just to strengthen myself in the 200 which I feel is my best event. I'm preparing for the Olympics in Seoul.

I saw Gwen beside me, and we were running leg for leg at one point. I don't know what happened after that--I was just trying to reach for the finish line.

Paul Dreesen, Wayland Baptist - Anchor on College Division Distance Medley Relay in 9:51.32

This was our toughest one. We lost it the past two years, and knew it'd be the hardest of the six relays for us to win. Both years I've been caught right in the end, so I knew I had to keep him off me. On the third lap I really ran hard, and then just kept going at the end. I didn't know how close he was at the end.

This is one of the sweetest victories. One of our senior distance guys is graduating, so this was our last chance. It's really a great feeling.

Michael Johnson, Baylor - Winner - Men's Univ. and College 100-Meter Dash in 10:48

I felt pretty good today. I tried not to be intimidated by the veteran field, but it didn't really help much. But I did feel I could run with those guys.

I felt if I won here, it would give me more confidence when I go back and run against the tough competition in my conference.



Stanley Kerr, Texas A&M - Anchor on winning Mens Univ 4x100-Meter Relay in 39.21

This was my first time running without the team and I'm just coming off a hamstring and I've been down for 2-3 days with tonsilitis. I'm real weak.

I felt good knowing we were winning and I didn't have to run real hard. I'm real happy with the team. We're coming together real well. I think we'll take the NCAA this year. Hopefully we can run a low 38 when we've got all our kids out.

Michael Franks, Unattatched, St. Louis, Mo. - Winner - Men's Invit. 400-Meter Dash in 44.82

I thank the Lord that I was able to come out here and have a good race. It's kind of hard to have a bad race at the Drake Relays with all the fan support. They really get you going.

On my way out to the field I was thinking about the last time I ran here and we (Southern Illinois) ran that three flat. It was a great race between us and Oklahoma. I was kind of reliving some of that and it helped me to get myself fired up.

Ed Wade, Oklahoma - Winner - Univ. - College Shot Put at 61-9 1/2

My series wasn't that good but for this time in the year and the long throw I had at the last -- the winning throw -- I'm pretty happy. Things are coming the way I want them to come and I'm just planning for nationals. The competition was tough. I was in 2nd until my final throw and then I pulled it out.

I was pretty happy about winning the Triple Crown. Coming into the season I thought maybe I had a chance to win it in the discus but that hasn't come along as well as my shot has this year.

Scott Huffman, Kansas - Winner - Pole vault, set new Relay's record with 18'3 1/4.

In the past I've put a lot of pressure on myself, and this year I said just go out there and have fun. The Lord has given you ability so just go out and use it in his way. I've just tried to do that.

18'2 1/2 is kind of a soft record for the 80's. Everybody is jumping 19 feet or 18'8". Last year when I came up here and saw that I said that should go down. I didn't get it last year so I came back with a vengeance this year. Everyone wants to get a record their Senior year - it kind of inspires you because it's your last shot.

I plan to train all summer for the Olympic trials. Indianapolis is a tough place to jump so I think 18'8 1/4 - what I tried today - if I can make that on my first try that will probably put me in.

I love the people here. Everyone is so knowledgeable about track, and so enthusiastic. That's what makes it great.



Bob Soule, Iowa State - Winner - Univ-College 1,500-Meter Run in 3:44.41

This race wasn't like I wanted. It was really physical, a lot of pushing and I was straight up in the race for most of it. With 600 left I started falling back. I wanted to be right up with the leaders with 400 left so I really had to push it with 400 left more than I wanted to. It took my kick away but luckily there was just enough kick to win it.

The wind bothered me on the home stretch. There was a guy on either side of me and we were just kicking for glory. I knew I had a better kick than van Rensbur from Nebraska but Belcourt out of Okie State came out of nowhere. He hasn't been running that well this year and I turned and saw him and said oh my gosh. I thought he was going to get me and I just dug down as deep as I could and I held on.

It hurt bad. I had a nice little victory jog and right now my thighs are just burning. This was a great way to finish out my career at Iowa State, to come down to Drake and have the two seniors be double winners. It's a good feeling.

Tim Wakeland, Iowa State - Winner - Steeplechase in 8:42.61

The Drake Relays are a special thing to me. They're the highlight of my career--always have been.

I really wanted to repeat in both the 4 X 1600 and Steeplechase. After we won the 4 X 1600 yesterday, the pressure was really on to win the Steeplechase today. I'm glad I had the opportunity to do it. Up until today a guy was entered who has run 8 seconds faster than me, but he ran the distance medley instead. Things just worked my way today.

The Drake Relays are an Iowa type of thing. Everyone from two years old to 60 know what the Relays are--they are such a special event. To me it's the biggest event I've ever gone to.

Pinky Suggs, Unattached, Manhattan, Ks. - Winner - Women's Shot Put and Discus

I came here planning on getting the double. I didn't plan on setting any records because this is only my second meet outdoors and I'm just kind of taking it slow and I'm hoping to peak at the Trials. I'm starting slow which is where I want to be.

1988 DRAKE RELAYS RECORDS

THURSDAY, APRIL 28, 1988

10,000-Meter Run, Women's Invitational (New Event) -- 32:57.38, Patti Murray, Club Nike

FRIDAY, APRIL 29, 1988

Women's Triple Jump, Felecia Carpenter Curry, Kansas State, 41-9 1/4  
Old Record - 41-8 1/2, Felecia Carpenter, Kansas State, 1986

4 x 200-Meter Relay, Women's University/College (New Event) -- 1:33.74  
Illinois - (Celend Mondie, Angela McClatchey, Leticia Beverly, Victoria Fulcher)

Women's 100-Meter Hurdles, University/College, :13.24, Donna Waller, Boulder, Colorado  
Old Record - :13.53, Mario Usifo, Texas Southern, 1986

10K Road Race - Men's - Mike Karney, Des Moines, 30 minutes 35 seconds

10K Road Race - Women's - Suzanne Youngberg, Des Moines, 34 minutes 57 seconds

Women's 4 x 100-Meter Relay, University/College - Illinois -- :43.04  
(Victoria Fulcher, Angela McClatchey, Leticia Veverly, Celena Mondie)  
Old Record - :44.05, Nebraska (Powell, Blanford, Thacker, Ottey) 1983

Pole Vault - Scott Huffman, Kansas 18' 3 1/4"  
Old Record - 18' 2 1/2", David Volz, Indiana, 1982

Women's 800-Meter Run University/College Edith Nakiyingi, Iowa State -- 2:03.18  
Old Record - 2:03.35, Essie Kelly Washington, Houston, Texas, 1986)