




DECATHLON - HEPTATHLON  
TUESDAY - WEDNESDAY

APRIL 26-27, 1983



# DRAKE UNIVERSITY



EVENT # 1 -- 100-METER DASH -- Tuesday, April 26 (Hand-Timed, no wind information)

	<u>Time</u>	<u>Event Score</u>	<u>Total Score</u>
1. David Wehmeyer	:10.6	905	905
2. John Sayre	:11.0	804	804
3. Greg Haydenluck	:11.1	780	780
Will Freeman	:11.1	780	780
Tom Leutz	:11.1	780	780
6. Brian Wolf	:11.2	756	756
7. Gordon Orlikow	:11.3	733	733
8. Bill Lawson	:11.5	687	687
Rex Harvey	:11.5	687	687
10. Kevin Cymes	:11.6	665	665
11. Gary Van Vreede	:11.7	643	643

EVENT # 2 -- LONG JUMP -- Tuesday, April 26 (No wind information)

	<u>Mark</u>	<u>Converted</u>	<u>Event Score</u>	<u>Total Score</u>
1. David Weymeyer	7.52m	24-8	925	1830 (1)
2. Bill Lawson	6.92m	22-8 1/2	804	1491 (7)
3. John Sayre	6.89m	22-7 1/4	798	1602 (2)
4. Tom Leutz	6.82m	22-4 1/2	782	1562 (3)
5. Gordon Orlikow	6.81m	22-4 1/4	780	1513 (5)
6. Greg Haydenluck	6.69m	21-11 1/2	755	1535 (4)
7. Will Freeman	6.57m	21-6 3/4	730	1510 (6)
8. Brian Wolf	6.56m	21-6 1/4	728	1484 (8)
9. Kevin Cymes	6.40m	21-0	693	1358 (9)
10. Gary Van Vreede	6.14m	20-1 3/4	635	1278 (1)
11. Rex Harvey	6.08m	19-11 1/2	622	1309 (1)

EVENT # 3 -- SHOT PUT -- Tuesday, April 26

	<u>Mark</u>	<u>Converted</u>	<u>Event Score</u>	<u>Total Score</u>
1. Kevin Cymes	13.70m	44-11 1/2	709	2067 (8)
2. Bill Lawson	13.46m	44-2	694	2185 (3)
3. John Sayre	12.86m	42-2 1/4	656	2258 (2)
4. Greg Haydenluck	12.67m	41-6 3/4	643	2178 (4)
5. Gordon Orlikow	12.37m	40-7	624	2137 (6)
6. Rex Harvey	12.36m	40-6 3/4	623	1932 (1)
7. Tom Leutz	11.98m	39-3 3/4	598	2160 (5)
8. Gary Van Vreede	11.77m	38-7 1/2	584	1862 (1)
9. Will Freeman	11.55m	37-10 1/4	569	2079 (7)
10. David Wehmeyer	11.25m	36-11	549	2379 (1)
11. Brian Wolf	10.81m	35-5 1/2	519	2003 (9)

EVENT # 4 -- HIGH JUMP -- Tuesday, April 26

	<u>Mark</u>	<u>Converted</u>	<u>Event Score</u>	<u>Total Score</u>
1. David Wehmeyer	2.05m	6-8 3/4	900	3279 (1)
2. Tom Leutz	1.96m	6-5 1/4	822	2982 (4)
Bill Lawson	1.96m	6-5 1/4	822	3007 (3)
4. John Sayre	1.90m	6-2 3/4	769	3027 (2)
Will Freeman	1.90m	6-2 3/4	769	2848 (6)
6. Gordon Orlikow	1.84m	6-0 1/2	716	2853 (5)
Brian Wolf	1.84m	6-0 1/2	716	2719 (9)
Kevin Cymes	1.84m	6-0 1/2	716	2783 (8)
9. Gary Van Vreede	1.81m	5-11 1/4	689	2551 (1)
10. Greg Haydenluck	1.78m	5-10	622	2800 (7)
11. Rex Harvey	1.72m	5-7 3/4	607	2539 (1)



EVENT # 5 -- 400-METER DASH -- Tuesday, April 26 (Hand-Timed)

	<u>Time</u>	<u>Event Score</u>	<u>Total Score</u>
1. Tom Leutz	:49.2	842	3824 (2)
2. Greg Haydenluck	:49.4	833	3633 (4)
3. David Wehmeyer	:49.8	814	4093 (1)
4. Brian Wolf	:50.5	784	3503 (6)
5. Gary Van Vreede	:51.4	744	3295 (9)
6. Gordon Orlikow	:51.7	732	3585 (5)
7. Kevin Cymes	:53.9	644	3427 (8)
Will Freeman	:53.9	644	3492 (7)
9. Bill Lawson	:54.0	640	3647 (3)
Rex Harvey	:54.0	640	3179 (10)
11. John Sayre	did not finish	0	3027 (11)

EVENT # 6 -- 110-METER HIGH HURDLES -- Wednesday, April 27 (Hand-Timed-no wind information)

	<u>Time</u>	<u>Event Score</u>	<u>Total Score</u>
1. Will Freeman	:15.1	837	4329 (3)
2. Tom Leutz	:15.4	807	4631 (2)
Brian Wolf	:15.4	807	4310 (6)
4. Gary Van Vreede	:15.7	777	4072 (8)
5. David Wehmeyer	:15.8	767	4860 (1)
6. Kevin Cymes	:16.3	721	4148 (7)
7. Greg Haydenluck	:16.6	694	4327 (4)
8. Bill Lawson	:16.9	668	4315 (5)
Rex Harvey	:16.9	668	3847 (9)
10. Gordon Orlikow	did not finish	0	3585 (10)
John Sayre--withdrew			

EVENT # 7 -- DISCUS -- Wednesday, April 27

	<u>Mark</u>	<u>Converted</u>	<u>Event Score</u>	<u>Total Score</u>
1. Kevin Cymes	40.92m	134-3	704	4852 (7)
2. Rex Harvey	38.48m	126-3	655	4502 (9)
3. Greg Haydenluck	37.79m	123-11	641	4968 (3)
4. Bill Lawson	37.28m	122-4	631	4946 (4)
5. Gordon Orlikow	35.60m	116-9	596	4181 (10)
6. David Wehmeyer	34.87m	114-4	581	5441 (1)
7. Gary Van Vreede	34.70m	113-10	577	4645 (8)
8. Will Freeman	34.69m	113-9	577	4906 (5)
9. Brian Wolf	33.25m	109-1	546	4856 (6)
10. Tom Leutz	32.73m	107-4	535	5166 (2)

EVENT # 8 -- POLE VAULT -- Wednesday, April 27

	<u>Mark</u>	<u>Converted</u>	<u>Event Score</u>	<u>Total Score</u>
1. Will Freeman	5.10m	16-9	1075	5981 (3)
2. Bill Lawson	4.45m	14-7 1/4	920	5866 (4)
3. Rex Harvey	4.35m	14-3 1/4	896	5398 (9)
Kevin Cymes	4.35m	14-3 1/4	896	5748 (7)
Brian Wolf	4.35m	14-3 1/4	896	5752 (6)
Tom Leutz	4.35m	14-3 1/4	896	6062 (2)
7. Greg Haydenluck	4.15m	13-7 1/2	845	5813 (5)
8. David Wehmeyer	4.05m	13-3 1/2	820	6261 (1)
9. Gary Van Vreede	3.95m	12-11 1/2	794	5443 (8)
10. Gordon Orlikow	no height		0	4181 (10)



EVENT # 9 -- JAVELIN -- Wednesday, April 27

	<u>Mark</u>	<u>Converted</u>	<u>Event Score</u>	<u>Total Score</u>
1. Kevin Cymes	61.52m	201-10	780	6528 (4)
2. Gary Van Vreede	56.65m	185-10	719	6162 (8)
3. Tom Leutz	54.31m	178-2	690	6752 (1)
4. Rex Harvey	51.13m	167-9	648	6046 (9)
5. Greg Haydenluck	49.46m	162-3	626	6439 (6)
6. Bill Lawson	49.00m	160-9	619	6485 (5)
7. Brian Wolf	47.00m	154-2	592	6344 (7)
8. Will Freeman	45.40m	148-11	569	6550 (3)
9. Gordon Orlikow	44.45m	145-9	556	4737 (10)
10. David Wehmeyer	38.90m	127-7	474	6735 (2)

EVENT # 10 -- 1500-METER RUN -- Wednesday, April 27 (Hand-Timed)

	<u>Time</u>	<u>Event Score</u>	<u>Total Score</u>
1. Greg Haydenluck	4:22.2	644	7083 (3)
2. Tom Leutz	4:30.5	586	7338 (1)
3. Brian Wolf	4:37.7	539	6883 (6)
4. David Wehmeyer	4:39.0	531	7266 (2)
Gary Van Vreede	4:39.0	531	6693 (8)
6. Kevin Cymes	4:39.9	525	7053 (4)
7. Bill Lawson	4:45.0	494	6979 (5)
8. Rex Harvey	5:07.6	368	6414 (9)
9. Will Freeman	5:35.7	234	6784 (7)
Gordon Orlikow--withdrew			

FIRST DAY LEADERS

1. David Wehmeyer--4093
2. Tom Leutz--3824
3. Bill Lawson--3647
4. Greg Haydenluck--3633
5. Gordon Orlikow--3585
6. Brian Wolf--3503
7. Will Freeman--3492
8. Kevin Cymes--3427
9. Gary Van Vreede--3295
10. Rex Harvey--3179
11. John Sayre--3027

EVENT LEADERS

100-Meters -- David Wehmeyer -- :10.6 (905)  
Long Jump -- David Wehmeyer -- 7.52m, 24-8 (925)  
Shot Put -- Kevin Cymes -- 13.70m, 44-11 1/2 (709)  
High Jump -- David Wehmeyer -- 2.05m, 6-8 3/4 (900)  
400-Meters -- Tom Leutz -- :49.2 (842)

110-Meter Hurdles -- Will Freeman -- :15.1 (837)  
Discus -- Kevin Cymes -- 40.92m, 134-3 (704)  
Pole Vault -- Will Freeman -- 5.10m, 16-9 (1075)  
Javelin -- Kevin Cymes -- 61.52m, 201-10 (780)  
1500-Meters -- Greg Haydenluck -- 4:22.2 (644)



1983 DRAKE RELAYS DECATHLON

Tuesday, April 26 and Wednesday, April 27

FINAL STANDINGS

1.	Tom Leutz, North Dakota State.....				7338
	11.1 (780)	6.82m (782)	11.98m (598)	1.96m (822)	49.2 (842) --3824
	15.4 (807)	32.73m (535)	4.35m (896)	54.31m (690)	4:30.5 (586)
	(11.1, 22-4½; 39-3 3/4; 6-5¼; 49.2 15.4, 107-4, 14-3¼, 178-2, 4:30.5)				
2.	David Wehmeyer, Unattached, Fayetteville, Ark.....				7266
	10.6 (905)	7.52m (925)	11.25m (549)	2.05m (900)	49.8 (814) --4093
	15.8 (767)	34.87m (581)	4.05m (820)	38.90m (474)	4:39.0 (531)
	(10.6, 24-8, 36-11, 6-8 3/4, 49.8 15.8, 114-4, 13-3¼, 127-7, 4:39.0)				
3.	Greg Haydenluck, Takus Track Club.....				7083
	11.1 (780)	6.69m (755)	12.67m (643)	1.78m (622)	49.4 (833) --3633
	16.6 (694)	37.79m (641)	4.15m (845)	49.46m (626)	4:22.2 (644)
	(11.1, 21-11½, 41-6 3/4, 5-10, 49.4 16.6, 123-11, 13-7½, 162-3, 4:22.2)				
4.	Kevin Cymes, Western Michigan.....				7053
	11.6 (665)	6.40m (693)	13.70m (709)	1.84m (716)	53.9 (644) --3427
	16.3 (721)	40.92m (704)	4.35m (896)	61.52m (780)	4:39.9 (525)
	(11.6, 21-0, 44-11½, 6-0½, 53.9 16.3, 134-3, 14-3¼, 201-10, 4:39.9)				
5.	Bill Lawson, Northern Iowa Track Club.....				6979
	11.5 (687)	6.92m (804)	13.46m (694)	1.96m (822)	54.0 (640) --3647
	16.9 (668)	37.28m (631)	4.45m (920)	49.00m (619)	4:45.0 (494)
	(11.5, 22-8½, 44-2, 6-5¼, 54.0 16.9, 122-4, 14-7¼, 160-9, 4:45.0)				
6.	Brian Wolf, Decathlon Athletic Club.....				6883
	11.2 (756)	6.56m (723)	10.81m (519)	1.84m (716)	50.5 (784) --3503
	15.4 (807)	33.25m (546)	4.35m (896)	47.00m (592)	4:37.7 (539)
	(11.2, 21-6¼, 35-5½, 6-0½, 50.5 15.4, 109-1, 14-3¼, 154-2, 4:37.7)				
7.	Will Freeman, Club Grinnell.....				6784
	11.1 (780)	6.57m (730)	11.55m (569)	1.90m (769)	53.9 (644) --3492
	15.1 (837)	34.69m (577)	5.10m (1075)	45.40m (569)	5:35.7 (234)
	(11.1, 21-6 3/4, 37-10½, 6-2 3/4, 53.9 15.1, 113-9, 16-9, 148-11, 5:35.7)				
8.	Gary Van Vreede, Wisconsin-Stevens Point.....				6693
	11.7 (643)	6.14m (635)	11.77m (584)	1.81m (689)	51.4 (744) --3295
	15.7 (777)	34.70m (577)	3.95m (794)	56.65m (719)	4:39.0 (531)
	(11.7, 20-1 3/4, 38-7½, 5-11¼, 51.4 15.7, 113-10, 12-11½, 185-10, 4:39.0)				
9.	Rex Harvey, Drake Track Club.....				6414
	11.5 (687)	6.08m (622)	12.36m (623)	1.72m (607)	54.0 (640) --3179
	16.9 (668)	38.48m (655)	4.35m (896)	51.13m (648)	5:07.6 (368)
	(11.5, 19-11½, 40-6 3/4, 5-7 3/4, 54.0 16.9, 126-3, 14-3¼, 167-9, 5:07.6)				
	Gordon Orlikov, Queens University.....				did not finish
	11.3 (733)	6.81m (780)	12.37m (624)	1.84m (716)	51.7 (732) --3585
	dnf	35.60m (596)	no ht	44.45m (556)	withdrew
	(11.3, 22-4¼, 40-7, 6-0½, 51.7 nt, 116-9, nh, 145-9, xxx)				
	John Sayre, unattached, Carbondale, Ill.....				did not finish
	11.0 (804)	6.89m (798)	12.36m (656)	1.90m (769)	dnf
	withdrew				
	(11.0, 22-7¼, 42,2¼, 6-2 3/4, dnf, xx)				

RUNNING EVENTS--hand timed

NO WIND INFORMATION



EVENT # 1 -- 100-METER HURDLES -- Tuesday, April 26 (Hand Timed - No Wind Information

	<u>Time</u>	<u>Event Points</u>	<u>Event Points</u>
1. Amy Kopko	:14.5	805	805
2. Chris Davenport	:14.6	793	793
3. Jan Wacaser-Lottes	:14.8	770	770
4. Donna Tiegs	:14.9	759	759
Charlene Dewey	:14.9	759	759
Jill Lancaster	:14.9	759	759
7. Renee Nickles	:15.2	727	727
8. Julie Bale	:15.3	716	716
9. Charlotte Nelson	:15.8	665	665

EVENT # 2 -- HIGH JUMP -- Tuesday, April 26

	<u>Mark</u>	<u>Converted</u>	<u>Event Points</u>	<u>Total Points</u>
1. Jill Lancaster	1.72m	5-7 3/4	954	1703 (2)
2. Renee Nickles	1.69m	5-6 1/2	925	1652 (4)
Amy Kopko	1.69m	5-6 1/2	925	1730 (1)
4. Jan Wacaser-Lottes	1.66m	5-5 1/2	895	1665 (3)
5. Donna Tiegs	1.60m	5-3	834	1593 (6)
6. Charlene Dewey	1.57m	5-1 3/4	802	1561 (7)
Chris Davenport	1.57m	5-1 3/4	802	1595 (5)
8. Julie Bale	1.54m	5-0 3/4	770	1486 (8)
Charlotte Nelson	1.54m	5-0 3/4	770	1435 (9)

EVENT # 3 -- SHOT PUT -- Tuesday, April 26

	<u>Mark</u>	<u>Converted</u>	<u>Event Points</u>	<u>Total Points</u>
1. Julie Bale	11.87m	38-11 1/4	711	2197 (6)
2. Jan Wacaser-Lottes	11.32m	37-1 3/4	676	2341 (1)
3. Chris Davenport	10.53m	34-6 1/2	625	2220 (5)
4. Charlene Dewey	10.11m	33-2	597	2158 (7)
5. Renee Nickles	9.95m	32-7 3/4	596	2248 (4)
6. Charlotte Nelson	9.71m	31-10 1/4	569	2004 (9)
7. Jill Lancaster	9.68m	31-9 1/4	567	2280 (3)
8. Donna Tiegs	9.64m	31-7 1/2	565	2158 (7)
9. Amy Kopko	9.49m	31-1 3/4	554	2284 (2)

EVENT # 4 -- 200-METER DASH -- Tuesday, April 26 -- HAND TIMED-no wind information

	<u>Time</u>	<u>Event Points</u>	<u>Total Points</u>
1. Jill Lancaster	:24.4	900	3180 (1)
2. Chris Davenport	:25.1	838	3058 (5)
Renee Nickles	:25.1	838	3086 (4)
4. Amy Kopko	:25.5	803	3087 (T2)
5. Julie Bale	:25.6	795	2992 (6)
6. Donna Tiegs	:26.1	754	2912 (7)
7. Jan Wacaser-Lottes	:26.2	746	3087 (2T)
8. Charlotte Nelson	:26.3	738	2742 (9)
9. Charlene Dewey	:26.9	692	2850 (8)

EVENT # 5 -- LONG JUMP --Wednesday, April 27 -- no wind information

	<u>Mark</u>	<u>Converted</u>	<u>Event Points</u>	<u>Total Points</u>
1. Renee Nickles	5.61m	18-5	819	3905 (2)
2. Julie Bale	5.57m	18-3 1/4	810	3802 (6)
3. Jan Wacaser-Lottes	5.51m	18-1	796	3883 (3)
4. Jill Lancaster	5.50m	18-0 1/2	794	3974 (1)
5. Chris Davenport	5.37m	17-7 1/2	764	3822 (5)
6. Donna Tiegs	5.31m	17-5	750	3662 (7)
7. Amy Kopko	5.27m	17-3 1/2	741	3828 (4)
8. Charlene Dewey	5.11m	16-9 1/4	703	3553 (8)
9. Charlotte Nelson	5.00m	16-5	677	3419 (9)

EVENT # 6 -- JAVELIN -- Wednesday, April 27

	<u>Mark</u>	<u>Converted</u>	<u>Event Points</u>	<u>Total Points</u>
1. Jan Wacaser-Lottes	36.88m	121-0	716	4599 (1)
2. Charlene Dewey	34.87m	114-4	683	4236 (8)
3. Chris Davenport	33.51m	109-11	660	4482 (4)
4. Renee Nickles	33.00m	108-3	652	4557 (3)
5. Amy Kopko	32.81m	107-7	648	4476 (5)
6. Jill Lancaster	31.18m	102-3	620	4594 (2)
7. Donna Tiegs	29.64m	97-3	592	4254 (7)
8. Julie Bale	29.41m	96-6	588	4390 (6)
9. Charlotte Nelson	28.92m	94-10	579	3998 (9)

EVENT # 7 -- 800-METER RUN -- Wednesday, April 27-- Hand-Timed

	<u>Time</u>	<u>Event Points</u>	<u>Total Points</u>
1. Jill Lancaster	2:15.5	849	5443 (1)
2. Chris Davenport	2:17.8	818	5300 (3)
3. Donna Tiegs	2:18.8	805	5059 (7)
4. Renee Nickles	2:22.0	765	5322 (2)
5. Charlene Dewey	2:29.2	681	4917 (8)
6. Julie Bale	2:29.7	675	5065 (6)
7. Jan Wacaser-Lottes	2:29.9	673	5272 (4)
8. Amy Kopko	2:32.3	647	5123 (5)
9. Charlotte Nelson	2:42.0	550	4548 (9)



1983 DRAKE RELAYS HEPTATHLON

Tuesday, April 26 and Wednesday, April 27

FINAL STANDINGS


1.	Jill Lancaster, Team Kangaroos, Norman, Okla.....	5443
	14.9 (759) 1.72m-5-7 3/4 (954) 9.68m-31-9 1/4 (567) 24.4 (900) -- 3180	
	5.50m-18-0 1/2 (794) 31.18m-102-3 (620) 2:15.5 (849)	
2.	Renee Nickles, Team Kangaroos, Norman, Okla.....	5322
	15.2 (727) 1.69m-5-6 1/2 (925) 9.95m-32-7 3/4 (596) 25.1 (838) -- 3086 (4)	
	5.61m-18-5 (819) 33.00m-108-3 (652) 2:22.0 (765)	
3.	Chris Davenport, Iowa.....	5300
	14.6 (793) 1.57m-5-1 3/4 (802) 10.53m-34-6 1/2 (625) 25.1 (838) -- 3058 (5)	
	5.37m-17-7 1/2 (764) 33.51m-109-11 (660) 2:17.8 (818)	
4.	Jan Wacaser-Lottes, Illinois.....	5272
	14.8 (770) 1.66m-5-5 1/2 (895) 11.32m-37-1 3/4 (676) 26.2 (746) -- 3087 (T2)	
	5.51m-18-1 (796) 36.88m-121-0 (716) 2:29.9 (673)	
5.	Amy Kopko, Illinois.....	5123
	14.5 (805) 1.69m-5-6 1/2 (925) 9.49m-31-1 3/4 (554) 25.5 (803) -- 3087 (T2)	
	5.27m-17-3 1/2 (741) 32.81m-107-7 (648) 2:32.3 (647)	
6.	Julie Bale, Bison Track Club, Fargo, N. D.....	5065
	15.3 (716) 1.54m-5-0 3/4 (770) 11.87m-38-11 1/4 (711) 25.6 (795) -- 2992 (6)	
	5.57m-18-3 1/4 (810) 29.41m-96-6 (588) 2:29.7 (675)	
7.	Donna Tiegs, Athletes in Action.....	5059
	14.9 (759) 1.60m-5-3 (834) 9.64m-31-7 1/2 (565) 26.1 (754) -- 2912 (7)	
	5.31m-17-5 (750) 29.64m-97-3 (592) 2:18.8 (805)	
8.	Charlene Dewey, Bradley.....	4917
	14.9 (759) 1.57m-5-1 3/4 (802) 10.11m-33-2 (597) 26.9 (692) -- 2850 (8)	
	5.11m-16-9 1/4 (703) 34.87m-114-4 (683) 2:29.2 (681)	
9.	Charlotte Nelson, Southwest State (Minn).....	4548
	15.8 (665) 1.54m-5-0 3/4 (770) 9.71m-31-10 1/4 (569) 26.3 (738) -- 2742 (9)	
	5.00m-16-5 (677) 28.92m-94-10 (579) 2:42.0 (550)	

\*\*RECORD--old mark, 5,344 by Renee Nickles, Oklahoma, 1982.

EVENT LEADERS


100-Meter Hurdles -- Amy Kopko -- :14.5 (805)  
High Jump -- Jill Lancaster -- 1.72m - 5-7 3/4 (954)  
Shot Put -- Julie Bale -- 11.87m - 38-11 1/4 (711)  
200-Meters -- Jill Lancaster -- :24.4 (900)  
Long Jump -- Renee Nickles -- 5.61m - 18-5 (819)  
Javelin -- Jan Wacaser-Lottes -- 36.88m - 121-0 (716)  
800-Meters -- Jill Lancaster -- 2:15.5 (849)





SPECIALS  
UNIVERSITY - COLLEGE  
AND WOMEN

FRIDAY, APRIL 29, 1933



**DRAKE**  
**UNIVERSITY**



WEATHER: 58° - Cloudy - Wind out of the Northeast at 14 - Humidity 45% - Barometer Falling

4 X 1,600-METER RELAY, University & College Final

EVENT 3

1.	COLORADO	16:11.67	Nick Carr, 4:06.1; Mick Bannister, 4:03.2; David Brown, 3:35.3; Mark Scutton, 4:03.3
2.	EASTERN MICHIGAN	16:14.06	Chris Lezovich, 4:03.7; Steve Reighard, 4:03.7; Dan Shamiyeh, 4:01.8; Erik Henriksen, 4:04.6
3.	NOTRE DAME	16:24.53	Jim Moyar, 4:03.4; Jim Tyler, 4:01.8; Tim Cannon, 4:10.6; Andy Dillon, 4:08.7
4.	IOWA STATE	16:33.76	Paul Black, 4:04.9; Raf Wyns, 4:04.9; Joseph Kipsang, 4:12.7; Bob Verbeeck, 4:11.2
5.	ILLINOIS STATE	16:36.01	Jim Galen, 4:06.3; Darryl Frerker, 4:13.2; Mike Kirk, 4:06.6; Stan Ozarowski, 4:09.9
6.	ILLINOIS	16:40.43	Jeff Jacobs, 4:08.5; Greg Domantay, 4:16.4; Mike Patton, 4:12.3; Tom Stevens, 4:03.3
7.	NEBRASKA	16:46.9	Mark Gokie, Gerard O'Callaghan, Kurt Russell, Tim Huffman
8.	SOUTHEAST MISSOURI STATE	16:55.5	Joe Lackner, Mike Vanatta, Ken Hoffmann, Mike Byrne
9.	NORTHERN IOWA	16:56.2	Brian Glassmaker, Carl Burell, Steve Gearhart, Jim Whitcomb
10.	IOWA	16:56.4	Tom Korb, Jon Betz, Danny Waters, Bill Thiesen
11.	NORTH CENTRAL	16:57.2	Tony Bleull, Ray Krauss, Bill O'Neill, Bob Dunphey
12.	ST. JOHNS	16:57.6	Mike McGowan, Brian Smith, John Gathje, Charlie Mahler
13.	SOUTH DAKOTA STATE	16:59.2	Joe Chamberland, Jeff Massman, Todd Stevens, Todd Sheldon
14.	EASTERN ILLINOIS	17:03.3	Drew Geisler, Joel McKinney, Gary Hudson, Paul West
15.	DE PAUL	17:05.3	Eric Camplin, Jim Fox, Larry Troemel, John Krawulski
16.	INDIANA STATE	17:10.2	Fred Crawford, Brad Cooper, Tom Jensen, Dave Rickert
17.	BRADLEY	17:12.9	Eric Huey, Basyl Martyniuk, Charlie Perkins, Rich Kruiswyk
18.	LORAS	17:34.5	Dennis Schlader, Joe Manning, Mark Rubino, Joe Roussel
19.	CHICAGO	17:35.1	Bob Fisher, Aaron Rourke, Arthur Knight, David Raskin
20.	CENTRAL MISSOURI	17:37.4	Tony Lehr, Ed Lunsford, Rob Dudley, Mike Smith
21.	MISSOURI-ROLLA	17:38.1	John Borthwick, Bob Sauer, Dan Marley, Pete Lichtenwalner
22.	LUTHER	17:49.3	Craig Crandall, Mike Carney, Paul Quete, Eric Olson
23.	HAMLIN	17:53.5	John Miner, Steve Baratto, Mark Mathews, Leo Brisbois
24.	MACALESTER	18:06.7	Dave Anderson, Eric Tompton, Mike Westburg, Andy Jones



4 X 1,600-METER RELAY, University & College Final Cont'd.

EVENT 3

25.	WARTBURG	18:44.6	Steve Rogers, Dan Huston, Scott Smith, Kevin Lunn
26.	ST. AMBROSE	18:47.2	Andy Kneiry, Joel Dentlinger, Terry Seip, Mark Steinbach

100-METER DASH, Women's Invitational Final

EVENT 5

Wind - 1.56

1.	Angela Thacker	NEBRASKA	11.50
2.	Elaine Jones	IOWA	11.70
3.	Donna King	KANSAS STATE	11.71
4.	Novita Samuels	TEXAS A & M	11.76
5.	Rufina Ubah	MISSOURI	11.83
6.	Vivien McKenzie	IOWA	12.00
7.	Sybil Perry	PURDUE	12.01
8.	Kris Eiring	WISCONSIN	12.08

800-METER RUN, Masters Final

EVENT 8

1.	Ralph Trimble, Urbana, Illinois	1:59.36 (Drake Relays Record)
2.	Bill Mayer, Houston, Texas	2:05.19
3.	Eric Elbel, Mt. Morris, Illinois	2:06.16
4.	Gary Fischer, LeClaire, Iowa	2:07.95
5.	Bruce Trimble, Menomonie, Wisconsin	2:09.0
6.	Phillip T. Lorence, Chicago, Illinois	2:10.2
7.	Ron Dennis, Monona, Wisconsin	2:10.9
8.	Robert Kaldenberg, St. Charles, Iowa	no time
9.	William James Koehn, Des Moines, Iowa	no time
10.	Hal Higdon, Chicago, Illinois	no time
11.	David Ivan Wandling, Des Moines, Iowa	no time

NEW DRAKE RELAYS RECORD: Ralph Trimble, Urbana, Illinois - 1:59.36

Old Record: Ralph Trimble, Urbana, Illinois, 1982 - 2:00.55

4 X 100-METER RELAY, Women's Invitational Final

EVENT 11

1.	NEBRASKA	44.05	Debra Powell, Rhonda Blanford, Angela Thacker, Merlene Ottey
2.	PRAIRIE VIEW	45.22	Lynne Gamble, Deirdre Jackson, Norrie McAfee, Easter Gabriel
3.	ARKANSAS	45.46	Wanda Harris, Stephanie Adams, Lisa Sparks, Patricia Johnson
4.	SOUTHERN	45.59	Lisa Pinkney, Hollette Flowers, Rhonda Scott, Lisa Jenkins
5.	IOWA	45.91	Vivien McKenzie, Mary Knoblauch, Natalie Spinks, Elaine Jones
6.	KANSAS STATE	46.02	Crystal Hicks, Michelle Maxey, Kelly Wenlock, Donna King
7.	MISSOURI	46.05	Kellee Eubanks, Rose Jackson, Lanita Little, Rufina Ubah
8.	GRAMBLING STATE	46.4	Yolande Small, Gail Emmanuel, Tina Sam, Millie Jenkins

NEW DRAKE RELAYS RECORD: Nebraska - 44.05

Old Record: Nebraska, 1982 - :44.86



J.M. SAUNDERSON 4 X 800-METER RELAY, College Invitational Final

EVENT 13

1.	WISCONSIN-STEVENS POINT	7:31.26	Tim Lau, Tom Peterson, Eric Parker, Steve Brilowski
2.	AUGUSTANA-ILLINOIS	7:31.31	Mark Salaway, Eric Volkert, Dan Harlan, Ricci Washburn
3.	SOUTH DAKOTA STATE	7:32.84	Stuart Lund, Jeff Tiefenthaler, Everett Gebhart, Ervin Gebhart
4.	OKLAHOMA CHRISTIAN	7:33.81	Joe Alexander, Mark Young, Steve Guymon, Bill McLaughlin
5.	SOUTH DAKOTA	7:35.29	Mike Martin, Terry Grove, David Watkins, Hollis Reed
6.	MOORHEAD STATE	7:38.18	John Alin, Brad Milbeck, Mark Ryan, Keith Haverland
7.	NORTH CENTRAL	7:39.3	Matt Nolan, Ron Grady, Dick Andrus, John Leal
8.	ST. CLOUD STATE	7:41.19	Scott Ergen, Jeff Browne, John Perleberg, Mark Young
9.	MANKATO STATE	7:44.0	Dave Vortherms, Dave Avenson, John Tuma, Steve Clock
10.	CENTRAL STATE	7:44.6	Keith Singleton, Alan Barnes, Charlie Cedeno, Eddie Erwin
11.	NORTHEAST MISSOURI	7:47.0	Todd Arnold, Tyrone Hoskins, Jim Klampe, Tim Brown
12.	ST. THOMAS	7:49.3	Jack Richter, Pete Wareham, Paul Amerongen, Dan Connors
13.	NORTHWESTERN	7:52.9	Murray Hulstein, Jeff Engelhardt, Jeff VanderBerg, Donley Hoogeveen
14.	SIMPSON	7:54.6	Kirk Pedersen, Jeff Brooks, Don Beatty, Greg Hancock
15.	NORTHWEST MISSOURI	8:04.6	Paul White, Thayne Riffel, Tom Lester, Jim Ryan
16.	AUGUSTANA-SOUTH DAKOTA	8:06.9	Mike Meyers, Mark Hudson, Scott Peterson, Fred Johnson

FRANK CRAMER 4 X 800-METER RELAY, University Final

EVENT 14

1.	ALABAMA	7:18.22	Dennis Raines, 1:49.4; Allen Buford, 1:49.1; Terry Menefee, 1:51.0; William Wuyke, 1:48.7
2.	MISSOURI	7:19.87	Jim Jennings, Scott Davis, John Dalton, Mark Kennard, 1:48.1
3.	SOUTHERN METHODIST	7:20.49	Rob Topping, 1:49.4; Rick Raymond, 1:50.9; Ben Bor, 1:50.7; Paul Rugut, 1:49.5
4.	EASTERN MICHIGAN	7:23.92	Erik Henriksen, 1:49.1; Steve VanLoton, 1:50.5; Chris Lezlovich, 1:54.2; Earl Jones, 1:50.1
5.	MISSISSIPPI	7:52.24	Cornelius Tate, Doug Smith, Nicky Nelson, Victor Shine
6.	MINNESOTA	7:27.13	Brian Maas, Don Hurley, Mike Gebeke, Mike Moran
7.	GEORGIA	7:27.53	Jeff DeBar, 1:50.9; Greg Roseboro, 1:47.8; Brad Freeman, 1:59.1; Steve Burgess, 1:49.7



FRANK CRAMER 4 X 800-METER RELAY, University Final Cont'd.

EVENT 14

8.	ILLINOIS STATE	7:31.6	John Sullivan, Jim Galen, Greg Love, Les Hampton
9.	WISCONSIN	7:32.2	Chris Deakin, LeRoy Dixson, Rick Turriff, Joe Kapheim
10.	SOUTHWESTERN LOUISIANA	7:34.0	Alonza Johnson, Pat McGrath, Graeme Saker, Curtis Washington
11.	COLORADO	7:34.2	Colin Harris, Mike Robinson, Jeff Pixler, Nick Carr
12.	WESTERN MICHIGAN	7:39.6	Gordon McIntosh, John Winterbottom, Kurt Liechty, Tim Sheppard
13.	DRAKE	7:40.5	Sterling Martin, 1:53.0; Mike O'Connor, 1:53.4; John Riley, 1:56.1; Richard Berlinger, 1:58.0
14.	GRAMBLING STATE	7:47.0	Donald Luton, Darryl Warren, John Gary, Anthony West

400-METER INTERMEDIATE HURDLES, Women's Invitation Final

EVENT 16

1.	Lynne Gamble	PRAIRIE VIEW	58.11
2.	Nicole Ali	NEBRASKA	58.61
3.	Kathy Freeman	SOUTHERN	58.63
4.	Theresa Hoyle	Metroplex Striders	59.57
5.	Chris Davenport	IOWA	59.84
6.	Sybil Perry	PURDUE	1:00.78
7.	Jill Lancaster	Team Kangaroos	1:00.91
	Judi Brown, Michigan State -- Disqualified -- low trail leg 5 to 6 -- ran 57.55		

NEW DRAKE RELAYS RECORD: Lynne Gamble, Prairie View - 58.11

Old Record: Debbie Esser, Texas A &amp; M, 1982 - :58.59

400-METER INTERMEDIATE HURDLES, University & College Final

EVENT 17

1.	Jon Thomas	INDIANA	50.25
2.	Julius Mercer	KANSAS STATE	50.45
3.	Charles Campbell	SOUTHERN METHODIST	51.27
4.	Daniel Ogidi	MISSOURI	51.28
5.	Don Burrell	ILLINOIS STATE	52.52
6.	Tim Magee	MISSISSIPPI	52.86
	Henry Amike, Missouri (Did Not Finish)		

4 X 200-METER RELAY, College Final

EVENT 19

1.	SOUTHEAST MISSOURI STATE	1:25.00	Keith Hubbard, Lee Brock, Rob Thomas, Tim Williams
2.	NORTHWEST MISSOURI STATE	:25.54	Alan Mccrary, James Robinson, Willie Law, Larry Stillman
3.	CHICAGO STATE	1:26.29	Jimmy McGriff, Terry Woods, Vincent Yokley, Stanley Griffin
4.	NORTH DAKOTA STATE	1:26.74	Gerald Forest, John Bodine, Stacy Robinson, Tom Leutz
5.	CAL POLY-POMONA	1:26.95	Rick Gundrum, Tyrone Robinson, Jeffrey Williams, Bruce Burrage
6.	SIMPSON	1:29.31	Jerry Hall, Mike Finneran, Wes Boehm, Jeff Nielsen

NORTHWOOD -- Disqualified -- 1-2 out of zone -- ran 1:29.22

LINCOLN -- Did Not Finish



4 X 200-METER RELAY, University Final

EVENT 20

1.	TEXAS CHRISTIAN	1:20.84	Phillips Epps, David Walker, James Richards, James Maness
2.	ALABAMA	1:21.15	Emmit King, Lamar Smith, Walter Monroe, Calvin Smith
3.	MICHIGAN STATE	1:22.53	Corky Wilkins, Kelvin Scott, Marcus Sanders, Eliot Tabron
4.	MIDDLE TENNESSEE	1:23.77	Kenny Shannon, Mike Farris, Orestes Meeks, Andre Kirnes
5.	SOUTHERN	1:25.21	Don Washington, Michael Adams, Vincent Leonard, Leon Moore
	WESTERN MICHIGAN -- Disqualified --	1-2 out of zone --	ran 1:29.59
	MISSISSIPPI -- Did Not Finish		

NEW DRAKE RELAYS RECORD: Texas Christian - 1:20.84  
 Old Record: Georgia, 1981 - 1:21.08

5,000-METER RUN, Men's Invitational Final

EVENT 21

1.	Jeffrey Drenth	CENTRAL MICHIGAN	13:49.10
2.	Brian Carlton	MIAMI	13:51.35
3.	John Keohen	MINNESOTA	13:57.47
4.	John Idstrom	Chicago Track Club	13:58.37
5.	Ivan Huff	Aggie R.C.	14:05.17
6.	Bill Shuey	PURDUE	14:06.06
7.	Sean Nicholl	GEORGIA	14:07.3
8.	Robert Duerksen	CENTRAL MICHIGAN	14:10.2
9.	Scott Harper	ORAL ROBERTS	14:10.8
10.	Gary Ribbons	MURRAY STATE	14:12.1
11.	Kregg Einsphar	Converse West	14:14.8
12.	William Wilkinson	SOUTHWESTERN LOUISIANA	14:23.2
13.	Richard Kaitany	Iowa State TC	14:23.6
14.	Dave Morrison	MINNESOTA	14:24.5
15.	Ralph Caron	NOTRE DAME	14:25.0
16.	Dan Burtman	Converse Aggie	14:27.8
17.	Dan Reese	COLORADO	14:28.7
18.	Mark Smith	EASTERN MICHIGAN	14:36.9
	Kerry Barnett, Western Michigan --	Did Not Finish	
	Joe Fabris, Aggie R.C. --	Did Not Finish	
	Jim Knudsen, Illinois State --	Did Not Finish	



## UNIVERSITY AND COLLEGE FIELD EVENTS, FRIDAY

Page One

JAVELIN, University and College

Event 56

1.	Dan Thomasson, PITTSBURG STATE	73.88m	242-5
2.	Fred Streck, TEXAS CHRISTIAN	73.14m	239-11 $\frac{1}{2}$
3.	Scott Moon, MIAMI	70.44m	231-1
4.	Tim Friess, KANSAS	69.54m	228-2
5.	Todd Murdock, NORTH DAKOTA STATE	69.34m	227-6
6.	Gary Arpin, KANSAS STATE	68.80m	225-9
7.	Donnie McKinnis, KANSAS STATE	68.14m	223-7
8.	Jim Hartman, PURDUE	67.74m	222-3
9.	Dave Mills, IOWA STATE	67.64m	221-11
10.	Paul Kobylinski, CENTRAL MISSOURI	65.22m	214-0
11.	Russ Kroneberg, WESTERN MICHIGAN	64.74m	212-5
12.	Steve Lemke, SOUTH DAKOTA STATE	63.98m	209-11
13.	Rob Eamon, AIR FORCE	62.04m	203-6 $\frac{1}{2}$
14.	Mike Shanahan, CENTRAL	60.44m	198-3 $\frac{1}{2}$
15.	Jeff Meland, MOORHEAD STATE	60.34m	197-11 $\frac{1}{2}$
16.	Brian Gillette, WINONA STATE	60.16m	197-4 $\frac{1}{2}$
17.	Dave Wenberg, HAMLINE	57.80m	189-7 $\frac{1}{2}$
18.	Gary Jensen, NEBRASKA	56.46m	185-3
19.	Jay Stidham, MORNINGSIDE	56.00m	183-9
20.	Jim Rader, CENTRAL MISSOURI	50.58m	165-11
21.	R. E. Potts, DRAKE	44.78m	146-11
22.	Kevin Hanegraaf, WISCONSIN-LA CROSSE	ND-3 fouls	

JAVELIN, Women's Invitational

Event 60

1.	Denise Thiemard, NEBRASKA	59.24m	194-4**
2.	Loreena Anderson, MINNESOTA	47.76m	156-8
3.	Mary Hyder, MISSOURI	45.86m	150-5 $\frac{1}{2}$
4.	Terri Soldan, IOWA	45.78m	150-2
5.	Melanie Heitman, IOWA STATE	45.48m	149-2 $\frac{1}{2}$
6.	Debbie Smallwood, OKLAHOMA STATE	45.06m	147-10
7.	Kellie Owen, XX-UNAT., MOORHEAD	44.54m	146-1 $\frac{1}{2}$
8.	Marie Sherwood, ST. CLOUD STATE	43.98m	144-3 $\frac{1}{2}$
9.	Maria Haley, WAYLAND BAPTIST	42.96m	140-11
10.	Karen Bakke, MANKATO STATE	42.74m	140-3
11.	Connie White, IOWA STATE	42.66m	139-11 $\frac{1}{2}$
12.	Lisa Boomsma, SOUTH DAKOTA STATE	42.38m	139-0 $\frac{1}{2}$
13.	Marlene Frahm, NORTHEAST MISSOURI	42.34m	138-11
14.	Nancy Asche, CONCORDIA-NEBRASKA	42.26m	138-8
15.	Janet Essmann, MIDLAND	42.00m	137-9 $\frac{1}{2}$
16.	Carol Wester, DORDT	41.72m	136-10 $\frac{1}{2}$
17.	Karen McDonald, XX-KNOXVILLE TC	41.38m	135-9
18.	Mary Ford, ILLINOIS	41.20m	135-2
19.	Dixie Wescott, NORTHWEST MISSOURI	41.10m	134-10
20.	Janet Adams, IOWA	40.82m	133-11
21.	Dalanne Powdenski, WYOMING	40.34m	132-4
22.	Rhonda McCausland, SOUTHERN ILLINOIS	39.60m	129-11
23.	Jodi Smiley, WISCONSIN-LA CROSSE	39.56m	129-9 $\frac{1}{2}$
24.	Judy Madea, WESTERN ILLINOIS	39.28m	128-10 $\frac{1}{2}$



## UNIVERSITY AND COLLEGE FIELD EVENTS, FRIDAY

Page Two

JAVELIN, Women's Invitational

Event 60

25. Pam Schmidt, MIDLAND	38.22m	125-5
26. Tomiann Ahonen, SOUTHWEST MISSOURI	37.98m	124-7
27. Bonnie Stehlik, CONCORDIA-NEBRASKA	37.90m	124-4
28. Lisa Naumann, INDIANA STATE	37.86m	124-2½
29. Rose Van Egmond, CENTRAL	35.82m	117-6
30. Sue Perkins, WESTERN ILLINOIS	35.50m	116-6
31. Karen Lloyd, WISCONSIN-LA CROSSE	35.30m	115-10

\*\* DRAKE RELAYS RECORD--194-4--OLD RECORD--159-2½, Cindy Crapper, Kentucky, 1981

HIGH JUMP, Women's Invitational

Event 61

1. Annette Tannard, COLORADO	1.81m	5-11½
2. Mary Mol, IOWA	1.81m	5-11½
T3. Rita Graves, KANSAS STATE	1.76m	5-9½
Sally McCarthy, OKLAHOMA	1.76m	5-9½
5. Lisa Greenfield, COLORADO	1.76m	5-9½
6. Yvonne Netterville, PURDUE	1.76m	5-9½

OTHERS

Lenna Jackson, ADAMS STATE	1.71m	5-7½
Michelle Riedi, WISCONSIN-STEVENSON POINT	1.71m	5-7½
Holly Johnson, DRAKE	1.71m	5-7½
Terri Killion, INDIANA STATE	NH	
Barbaro Hines, EASTERN ILLINOIS	NH	
Wendy Meyle, ILLINOIS	NH	
Sue Perkins, WESTERN ILLINOIS	NH	
Jane Clough, OKLAHOMA	NH	
Melinda Morris, WESTERN ILLINOIS	NH	

DISCUS, University and College

Event 62

1. Vestein Hafsteinsson, ALABAMA	59.54m	195-4
2. Scott Crowell, IOWA STATE	55.02m	180-6
3. Mike Manders, HAMLIN	54.36m	178-4
4. Clint Johnson, KANSAS	53.74m	176-4
5. Dave Kielty, CENTRAL MICHIGAN	53.38m	175-1½
6. Greg Bartlett, KANSAS STATE	53.04m	174-0
7. Bruce Ewen, ILLINOIS STATE	52.80m	173-3
8. Gary Kostrubla, IOWA	52.50m	172-3
9. Michael Carter, SOUTHERN METHODIST	52.44m	172-0½
10. Arnie Dodson, NORTHERN IOWA	52.22m	171-4
11. Greg Weber, CINCINNATI	52.10m	170-11
12. Randy Russell, PITTSBURG STATE	51.90m	170-3
13. Robert Sippid, SOUTHWEST LOUISIANA	51.24m	168-1
14. Rich Baader, ILLINOIS	51.20m	168-0
15. Matt Haven, NORTHERN IOWA	50.90m	167-0
16. Paul Kendrick, HAMLIN	50.76m	166-6½



## UNIVERSITY AND COLLEGE FIELD EVENTS, FRIDAY

Page Three

DISCUS, University and College

Event 62

17.	Mike Goade, IOWA STATE	50.72m	166-5
18.	Jeff Lehmann, ILLINOIS	50.50m	165-8
19.	Tim Brent, PURDUE	50.10m	164-5
20.	Jim Boushka, KANSAS	49.54m	162-6
21.	Mike Schnebel, NEBRASKA	48.38m	158-9
22.	Don Harrison, MISSISSIPPI	48.34m	158-7
23.	Dave Niemuth, WISCONSIN	48.20m	158-2
24.	Jon Cole, TOLEDO	47.82m	156-11
25.	Dave Knezobich, ST. THOMAS	46.78m	153-6
26.	Phil Hartung, MISSOURI	46.54m	152-8
27.	Terry Tracy, NORTHERN COLORADO	46.42m	152-3 $\frac{1}{2}$
28.	Dave Reasons, MIAMI	45.86m	150-5 $\frac{1}{2}$
29.	Doug Presny, WISCONSIN	45.76m	150-1 $\frac{1}{2}$
30.	Andy Wuensch, AKRON	45.60m	149-7
31.	Dave Nordberg, MINNESOTA	45.44m	149-1
32.	Luke Traynowicz, NEBRASKA	45.42m	149-0
33.	Ross Brockshus, SOUTH DAKOTA STATE	44.68m	146-7
34.	Roger Linde, SOUTH DAKOTA	43.74m	143-6
35.	Fred Boyles, SOUTH DAKOTA	43.24m	141-10
36.	Carl Hannenberg, ELMHURST	43.22m	141-9 $\frac{1}{2}$
37.	Gilbert Hornbeak, CENTRAL STATE	43.00m	141-1
38.	Walter Hamilton, OKLAHOMA CHRISTIAN	42.82m	140-6
39.	Steve Pribramsky, MARQUETTE	42.76m	140-3 $\frac{1}{2}$
40.	Mike Elsen, ST. THOMAS	42.74m	140-3
41.	Tom Wehr, AKRON	42.42m	139-2
42.	Frank Riely, NOTRE DAME	42.26m	138-8
43.	Keith Moore, NORTHWEST MISSOURI	41.60m	136-6
44.	Norm Balke, IOWA	40.88m	134-1 $\frac{1}{2}$
45.	Shawn Dolan, MANKATO STATE	40.70m	133-6
46.	Phil Hatfield, INDIANA STATE	DNQ (3 scratches)	

LONG JUMP, University and College

Event 63

1.	Warren Wilhoite, KANSAS	7.98	26-2 $\frac{1}{4}$
2.	Yussuf Alli, MISSOURI	7.93	26-0 $\frac{1}{4}$
3.	Ferlenzo Holmes, SOUTHERN	7.78	25-6 $\frac{1}{4}$
4.	Andre Kirnes, MIDDLE TENNESSEE	7.72	25-4
5.	James Moi, IOWA STATE	7.64	25-0 3/4
6.	Tom Weatherspoon, WISCONSIN-STEVENS POINT	7.63	25-0 $\frac{1}{2}$
7.	Kerry Zimmerman, INDIANA	7.59	24-10 3/4
8.	John Bodine, NORTH DAKOTA STATE	7.44	24-5
9.	Ronnie McCoy, IOWA	7.43	24-4 $\frac{1}{2}$
10.	Wayne Carter, NORTHERN COLORADO	7.40	24-3 $\frac{1}{4}$
11.	Steve Bridges, WESTERN KENTUCKY	7.33	24-0 $\frac{1}{2}$
12.	Todd Wallert, HAMLIN	7.26	23-9 3/4
13.	James Patterson, NOTRE DAME	7.24	23-9
14.	Nick Kohler, ADAMS STATE	7.18	23-6 3/4
15.	Beryl Switzer, KANSAS STATE	7.16	23-6



## UNIVERSITY AND COLLEGE FIELD EVENTS, FRIDAY

Page Four

LONG JUMP, University and College

Event 63

16.	Earl Bridges, MISSISSIPPI	7.12	23-4 $\frac{1}{4}$
T17.	Royce Humphries, INDIANA STATE	7.09	23-3 $\frac{1}{4}$
	Nat Akin, MIAMI	7.09	23-3 $\frac{1}{4}$
19.	Bobby Brown, INDIANA STATE	7.06	23-2
20.	Denny Hensch, HAMLIN	7.03	23-0 $\frac{3}{4}$
21.	Paul Woodward, ST. THOMAS	6.95	22-9 $\frac{3}{4}$
22.	Jason Woodford, NORTHERN IOWA	6.92	22-8 $\frac{1}{2}$
23.	Mark Hewitt, DRAKE	6.90	22-7 $\frac{3}{4}$
24.	Kevin Henning, DOANE	6.86	22-6
25.	Mark Hanson, KANSAS	6.80	22-3 $\frac{3}{4}$
26.	Lorin Larsen, DAKOTA STATE	6.57	21-6 $\frac{3}{4}$
27.	Vincent Cox, WESTERN MICHIGAN	6.31	20-8 $\frac{1}{2}$
28.	Steve Banks, EASTERN MICHIGAN	5.91	19-4 $\frac{3}{4}$



## 74th ANNUAL DRAKE RELAYS

DRAKE STADIUM, DRAKE UNIVERSITY, DES MOINES, IOWA

FRIDAY, APRIL 29, 1983

FRIDAY MORNINGOFFICIAL RESULTSUNIVERSITY & COLLEGE

WEATHER REPORT: 51° - Cloudy - Humidity 51% - Wind out of North at 17

NOTE: Results are on accutrack timer unless otherwise noted by an "h"

400-METER INTERMEDIATE HURDLES, University & College Prelims

EVENT 17

HEAT # 1

1. Jon Thomas	INDIANA	51.71
2. Don Burrell	ILLINOIS STATE	52.04
3. Patrick Cheruiyot	IOWA STATE	52.70
4. Jody Jimerson	OKLAHOMA	52.93
5. Ken Brown	SOUTHEAST MISSOURI	53.05
6. Jay Connor	NORTHERN IOWA	54.7
7. Ron Davis	MIDDLE TENNESSEE	54.9

HEAT # 2

1. Daniel Ogidi	MISSOURI	51.59
2. Charles Campbell	SOUTHERN METHODIST	51.77
3. Mark Rau	KANSAS	52.05
4. Joe Blackwell	INDIANA	53.87
5. Ted Holloway	AIR FORCE	54.56
6. Craig DeWall	EASTERN ILLINOIS	54.91

HEAT # 3

1. Julius Mercer	KANSAS STATE	51.74
2. Charles DeRouselle	SOUTHWEST LOUISIANA	52.11
3. Herb Newton	MIDDLE TENNESSEE	53.05
4. Mark Hair	CINCINNATTI	53.24
5. Jay Williams	IOWA STATE	54.28
6. Richardo Hawkins	WESTERN MICHIGAN	55.07
7. Ric Perona	WISCONSIN-STEVEN'S POINT	56.4

HEAT # 4

1. Henry Amike	MISSOURI	52.18
2. Tim Magee	MISSISSIPPI	52.29
3. Dan Cleveland	DRAKE	52.57
4. Pat Mallett	SOUTHEAST MISSOURI	53.98
5. Alan Hilgendorf	WISCONSIN-STEVEN'S POINT	54.91
6. Steve Loria	NORTHWOOD	55.20
7. Jim McGrath	EASTERN MICHIGAN	56.89

QUALIFIERS: Jon Thomas, Indiana; Don Burrell, Illinois State; Daniel Ogidi, Missouri; Charles Campbell, Southern Methodist; Julius Mercer, Kansas State; Charles DeRouselle, Southwest Louisiana; Henry Amike, Missouri; Tim Magee, Mississippi



4 X 100-METER RELAY, College Prelims

EVENT 37

HEAT # 1

1.	NEBRASKA WESLEYAN	42.69	Willie Wilson, Eron Keely, Tom Ritterbush, Matt Minchow
2.	NORTHERN COLORADO	42.96	Chris Banks, Wayne Carter, Scott Vincent, J.D. Rowlett
3.	CENTRAL MISSOURI STATE	42.98	Arnold Hammond, Don Wells, Mike Foster, Tim Clark
4.	CORNELL	43.30	Ronnie Henred, Larry Bastian, Paul West, Dave Thumb
5.	DAKOTA STATE	44.86	Jamie Kiley, Lorin Larsen, Mike Braun, Russ Johnson
	SOUTHEAST MISSOURI -- Disqualified,		#1 tossed baton -- ran 43.20
	NEBRASKA-OMAHA -- Did Not Finish --		pulled muscle
	AUGUSTANA -- Did Not Finish		

HEAT # 2

1.	CHICAGO STATE	41.80	Sylvester Wiley, Jimmy McGriff, Terry Woods, Stanley Griffin
2.	NORTHWEST MISSOURI	41.89	Alan McCrary, James Robinson, Willie Law, Larry Stillman
3.	CENTRAL STATE	42.44	Laurence Austin, Johnell Sloan, Brian Pitre, Rodney Hawkins
4.	DOANE	43.35	Kevin Henning, Darren Harsin, Brent Harsin, Cliff Kester
5.	NORTH CENTRAL	43.46	Tony Ferrandino, Jay Wesley, Don Zyck, Pat Youngs
6.	CENTRAL	43.55	Brett Clayberg, Ken Hopkins, Kevin Geary, Jerry Quick
7.	MONMOUTH	43.61	Robert Banta, Mark Selby, Mike Wolf, Ted Nehr Korn
8.	LUTHER	44.85	John Burnett, Jim Biedermann, Brian James, Keith Leroy

HEAT # 3

1.	NORTH DAKOTA STATE	41.20	Gerald Forest, John Bodine, Stacy Robinson, Steph Weiland
2.	MANKATO STATE	42.41	Rick Schroeder, John Beaudot, Mike Stephens, Dan Michelson
3.	NORTHEAST MISSOURI	42.79	Phil Hall, Lonnie Shen, Jimmy Williams, Chuck Simmons
4.	WISCONSIN-OSHKOSH	42.95	Dan Ohearn, Barry Martzahl, Bryan Myers, Franklin Cumberbatch
5.	CARLETON	42.98	Rick Bolin, Loren Henning, Mark Winston, John Winter
6.	ST. OLAF	43.35	Dan Anderson, Jeff Nock, Scott Wagnild, Dennis Fiedler
7.	MIDLAND	43.43	Rod Marshall, Ray Koonce, Mike Wiesen, Dennis Rose
8.	COE	44.12	Charles Davis, Dave Brown, Brad Parsons, Gary Sweeney



4 X 100-METER RELAY, College Prelims, Cont'd

EVENT 37

HEAT # 4

1.	LINCOLN	42.18	William Lacey, Darryl Taylor, Phillip Pierre Lovis, Wade Chism
2.	ADAMS STATE	42.73	Cliff Nordyke, Mike Honnick, Tony Brown, Graylan Hitower
3.	SIMPSON	42.99	Jerry Hall, Mie Finneran, Wes Boehm, Jeff Nielsen
4.	ST. CLOUD STATE	43.30	James Randle, Dave Rarick, Dan Frantti, Chris Beatty
5.	ST. THOMAS	43.86	Tom Doohar, Tom Dufresne, Bob Helland, Steve Lovasik
6.	MACALESTER	44.57	Randy Nelson, Dave Marson, Dale Grunwald, Todd Hyde
7.	WISCONSIN-STEVE'S POINT	44.58	Ric Peroma, Tom Lila, Al Hilgendort, Tom Weatherspoon
8.	DUBUQUE	44.98	Brian Lambert, Neil Nichol, Dan Szatkowski, Steve Ferguson

HEAT # 5

1.	WAYLAND BAPTIST	41.76	Willie Dodd, Ray Smith, Norman Brown, Robert Johnson
2.	CAL POLY-POMONA	41.90	Rick Gundrum, Tyrone Robinson, Jeff Williams, Bruce Burrage
3.	PITTSBURG	42.34	Mark Praphagan, Mel Smith, Bryan Neal, Aaron Lang
4.	WISCONSIN-LA CROSSE	42.68	Alvin Hudson, Kevin Kirchman, Jim Nack, Don Groshan
5.	HAMLIN	42.79	Denny Hensch, Todd Wallert, Todd Lyscio, Cliff James
6.	AUGUSTANA	42.98	Mike Holt, Tom Brown, Jeff Gross, Todd Hernandez
7.	HASTINGS	44.08	Tom Lee, Tim Kruse, R.J. Alderson, Bruce Mieth
	WARTBURG -- Disqualified -- 1 to 2 out of zone -- ran 45.35		

QUALIFIERS: North Dakota State, Wayland Baptist, Chicago State, Lincoln, Nebraska Wesleyan, Northwest Missouri, Cal Poly-Pomona, Pittsburg State

4 X 100-METER RELAY, University Prelims

EVENT 38

HEAT # 1

1.	ALABAMA	39.44	Emmit King, Lamar Smith, Calvin Smith, Walter Monroe
2.	RICE	40.35	Sherman Hall, Terry Jones, John Bell, Vince Courville
3.	WESTERN ILLINOIS	42.75	Kevin Perkins, Wendall McKemey, Carlvin Horton, Carl Puckett
4.	DE PAUL	43.00	Sammie Wayne, Jeff Anderson, James Birgans, Kerry Sloan
	MIDDLE TENNESSEE -- Disqualified -- False Start		



4 X 100-METER RELAY, University Prelims, Cont'd

EVENT 38

HEAT # 2

1. WASHINGTON	40.26	Dennis Brown, Sterling Hinds, Bryon Howell, LaNoris Marshall
2. IOWA STATE	40.96	Sunday Uti, Todd Holm, Elliott Hanna, Lamar Summers
3. EASTERN MICHIGAN	41.87	Dave Beasley, Daryl Curry, Paul Niemi, Dave Phillips
4. WICHITA STATE	41.94	Roy Vaughns, Pat Hill, Clyde Neal, Keven Peppers
5. KANSAS	42.27	Danny Wagner, Owen Buckley, Rodney Bullock, Jeff Durand

HEAT # 3

1. TEXAS CHRISTIAN	39.63	Phiip Epps, David Walker, James Richards, James Maness
2. IOWA	39.84	Gordon Beecham, Terrance Duckett, Victor Greer, Jeff Patrick
3. MICHIGAN STATE	40.90	Corky Wilkins, De Hallums, Marcus Sanders, Eliot Tabron
4. WISCONSIN	41.50	James McDuffie, Al Toon, Wayne Roby, LeRoy Dixon
5. AKRON	42.80	Dave Morant, Clarence Tucker, Kevin Greer, Darryl Chapman
ILLINOIS -- Disqualified -- 2 to 3 -- ran 42.43		

HEAT # 4

1. GEORGIA	40.23	Neal Jessie, Lester Benjamin, Stanley Blalock, Sam Palmer
2. MISSOURI	40.80	Malcolm Dixon, Yussuf Alli, Adolphus Onua, Chidi Imoi
3. SOUTHERN	40.97	Michael Adams, Leon Moore, George Coins, Don Washington
4. TOLEDO	41.77	Ken Calhoun, Byron Harris, Rod Sanders, Willie Wood
5. WESTERN MICHIGAN	41.89	Chauncey Tucker, Darryl Prince, William White, James Williams
DRAKE -- Did Not Finish		

QUALIFIERS: Alabama, Rice, Washington, Iowa State, Texas Christian, Iowa, Georgia, Missouri



4 X 200-METER RELAY, College Prelims

EVENT 19

HEAT # 1

1. NORTHWOOD	1:27.40	Dennis Moore, Steve Gillenwater, Kim McCoy, Kevin Jones
2. NORTH DAKOTA STATE	1:27.65	Gerald Forest, John Bodine, Stacy Robinson, Scott Wilkinson
3. WISCONSIN-OSHKOSH	1:28.55	Dan Ohearn, Bryan Myers, Sean Lewis, Franklin Cumberbatch
4. NORTHERN COLORADO	1:29.70	Chris Banks, Wayne Carter, Scott Vincent, J.D. Rowlett
5. HASTINGS	1:30.35	Tom Lee, Tim Kruse, R.J. Alderson, Bruce Mieth
6. COE	1:31.74	Gary Sweeney, Charles Davis, Dave Brown, Brad Parsons
7. LUTHER	1:32.86	John Burnett, Jim Biedermann, Jeep Kust, Keith Leroy

HEAT # 2

1. SOUTHEAST MISSOURI STATE	1:25.14	Keith Hubbard, Lee Brock, Rob Thomas, Tim Williams
2. NORTHWEST MISSOURI STATE	1:25.99	Alan McCrary, James Robinson, Willie Law, Larry Stillman
3. NORTHEAST MISSOURI STATE	1:28.90	Jimmy Williams, Lonnie Shan, Phil Hall, Chuck Simmons
4. CARLETON	1:31.84	Loren Henning, Rick Bollin, John Winter, Mark Winston
5. AUGUSTANA	1:32.75	Norm Ross, Nick Kasap, Tim Gilbert, Steve Immke
6. WARTBURG	1:33.21	Dennis Washington, Joe Creswell, Tom Gayerke, Rich Barnett
MACALESTER -- Disqualified -- 2 to 3 passed before zone -- ran 1:35.38		

HEAT # 3

1. CAL POLY-POMONA	1:27.27	Rick Gundrum, Tyrone Robinson, Jeffrey Williams, Bruce Burrage
2. CENTRAL MISSOURI STATE	1:28.38	Don Wells, Mike Foster, Tim Clark, Arnold Hammon
3. SOUTH DAKOTA	1:28.72	Mike Fisher, Mick David, Kevin Hoefling, Dave Case
4. NORTH CENTRAL	1:31.11	Tony Ferradino, Jay Wesley, Don Zyck, Pat Youngs
5. MORNINGSIDE	1:32.11	Kevin Klatt, Lloyd Thomas, Nate Cole, Larry Jarman
HAMLINE -- Disqualified -- 3 to 4 out of zone -- ran 1:32.39		



4 X 200-METER RELAY, College Prelims, Cont'd

EVENT 19

HEAT # 4

1. CHICAGO STATE	1:27.59	Jimmy McGriff, Terry Woods, Vincent Yokley, Stanley Griffin
2. LINCOLN	1:27.97	William Lacey, Darryl Taylor, Phillip Pierre Louis, Wade Chism
3. NEBRASKA-WESLEYAN	1:29.81	Willie Wilson, Tom Ritterbush, Steve Loos, Matt Minchow
4. CORNELL	1:30.0	Ron Hendred, Larry Bastian, Paul West, Dave Thumm
5. CENTRAL	1:30.67	Ken Hopkins, Rod Klein, Kevin Geary Jerry Quick
6. LORAS	1:32.60	Kent Howeton, Dan Drish, Oscar Sanchez, Mike Gibbs
7. MONMOUTH	1:33.51	Rob Banta, Mark Selby, Brian Ross, Ted Nehr Korn

HEAT # 5

1. SIMPSON	1:28.93	Jerry Hall, Mike Finneran, Wes Boehm, Jeff Nielsen
2. ADAMS STATE	1:29.46	Tony Brown, Mike Honnick, Nick Kohler, Graylan Hightower
3. NEBRASKA-OMAHA	1:29.56	Al McLaughlin, Lawrence Allen, Rich Bravo, Mike Wellington
4. MIDLAND	1:32.20	Rod Marshall, Ray Koonce, Mike Wiesen, Dennis Rose
5. DAKOTA STATE	1:32.96	Jamie Kiley, Mike Braun, Tim Casper, Monty Christensen

ST. CLOUD STATE -- Disqualified -- 4 out of lane -- ran 1:29.66

QUALIFIERS: Northwood, Southeast Missouri State, Cal Poly-Pomona, Chicago State, Simpson, North Dakota State, Northwest Missouri State, Lincoln

4 X 200-METER RELAY, University Prelims

EVENT 20

HEAT # 1

1. MISSISSIPPI	1:23.96	Clarence Daniel, Wally Bumpas, Vincent Aldridge, Tony Dees
2. SOUTHERN	1:25.10	Don Washington, Michael Adams, Vincent Leonard, Leon Moore
3. WISCONSIN	1:25.84	James McDuffie, Al Toon, Wayne Roby, LeRoy Dixon
4. DE PAUL	1:29.01	James Birgans, Sammie Wayne, Jeff Anderson, Kerry Sloan
5. WESTERN ILLINOIS	1:30.05	Kevin Perkins, Carlvin Horton, Greg Ruchotzke, Craig Taylor



4 X 200-METER RELAY, University Prelims, Cont'd

EVENT 20

HEAT # 2

- |    |                  |         |  |
|----|------------------|---------|--|
| 1. | ALABAMA          | 1:22.61 | Emmit King, Lamar Smith, Walter Monroe,<br>Calvin Smith      |
| 2. | MICHIGAN STATE   | 1:23.46 | Corky Wilkins, Kelvin Scott, Marcus Sanders,<br>Eliot Tabron |
| 3. | EASTERN MICHIGAN | 1:26.81 | Dave Beasley, Daryl Curry, Paul Niemi,<br>Dave Phillips      |
- WICHITA STATE -- Disqualified -- 1 to 2 out of zone -- ran 1:26.18  
AKRON -- Disqualified -- 1 to 2 out of zone -- ran 1:32.53

HEAT # 3

- |    |                  |         |   |
|----|------------------|---------|---|
| 1. | MIDDLE TENNESSEE | 1:25.26 | Kenny Shannon, Mike Farris, Orestes Meeks,<br>Andre Kirne |
|----|------------------|---------|---|
- TOLEDO -- Disqualified -- 2 to 3 out of zone -- ran 1:28.24  
WASHINGTON -- Did Not Finish -- dropped baton on 3rd pass

HEAT # 4

- |    |                  |         |  |
|----|------------------|---------|--|
| 1. | TEXAS CHRISTIAN  | 1:22.32 | Phillip Epps, David Walker, James Richards,<br>James Maness      |
| 2. | WESTERN MICHIGAN | 1:27.09 | Chauncey Tucker, Darryl Prince, William White,<br>James Williams |
| 3. | DRAKE            | 1:30.32 | Robert Sobieck, Mark Hewitt, Brett Feather,<br>Andre Hill        |
- IOWA STATE -- Did Not Finish

QUALIFIERS: Mississippi, Southern, Alabama, Michigan State, Middle Tennessee, Texas Christian, Western Michigan

4 X 400-METER RELAY, Women's Invitational Prelims

EVENT 53

HEAT # 1

- |    |                 |         |  |
|----|-----------------|---------|--|
| 1. | PRAIRIE VIEW    | 3:46.49 | Lillie Taylor, 55.4; Norri McAfee, 55.3;<br>Lynne Gamble, 55.1; Easter Gabriel, 58.7   |
| 2. | NEBRASKA        | 3:47.26 | Jennie Gorham, 55.0; Debra Powell, 56.8;<br>Rhonda Blanford, 55.5; Marcia Tate, 60.6   |
| 3. | ADAMS STATE     | 3:48.7  | Connie Calkin, Julie Jenkins, Patty Babkiewich,<br>Lori Risenhoover                    |
| 4. | MISSOURI        | 3:49.2  | Lanita Little, 56.3; Rhonda Wright, 58.0;<br>Rose Jackson, 58.5; Rosalyn Dunlap, 56.4  |
| 5. | WISCONSIN       | 3:52.0  | Lisa Golemb, 58.1; Sue Spaltholz, 57.3;<br>Rose Thomson, 59.3; Jackie Malone, 57.3     |
| 6. | GRAMBLING STATE | 3:56.7  | Verone Webber, 55.2; Yolande Small, 56.2;<br>Millie Jenkins, 67.5; Gail Emmanuel, 57.8 |

HEAT # 2

- |    |          |         |   |
|----|----------|---------|---|
| 1. | SOUTHERN | 3:43.55 | Rhonda Scott, 57.0; Wanda Nicholson, 56.2;<br>Kathy Freeman, 55.7; Lisa Pinkney, 54.7 |
|----|----------|---------|---|

4 X 400-METER RELAY, Women's Invitational Prelims, Cont'd

EVENT 53

HEAT # 2 Cont'd

2. DRAKE	3:47.74	Deborah Ross, 56.2; Carrie Little, 57.4; Ann Cochran, 59.7; Carlon Blackman, 54.4
3. WESTERN ILLINOIS	3:51.50	Kathy Koch, 57.5; Kathy Taylor, 56.6; Linda Schockmel, 59.3; Cellie Watson, 58.1
4. MINNESOTA	3:52.85	Jane Mattke, 57.8; Kris Rens, 59.5; Jody Edea, 59.0; Cathy Gorecki, 56.5
5. MANKATO STATE	3:54.97	Jeri Domes, Lori Bearson, Michelle Olson, Stephanie Farrington
ILLINOIS -- Disqualified -- 2 out of lane -- ran 3:46.24		

HEAT # 3

1. INDIANA STATE	3:48.35	Teresa Sanders, 56.3; Lessie Evans, 58.6; Dana Miles, 56.7; Darcel Church, 57.1
2. SOUTHEAST MISSOURI STATE	3:52.56	Shirley Walton, 57.3; Patricia Smith, 57.9; Pamela Watt, 58.9; Jacquelyn Gregware, 58.5
3. IOWA STATE	3:56.87	Lois Groen, 59.6; Nancy Roeller, 57.7; Faith Richardson, 59.9; Patty McCarthy, 61.6
4. WISCONSIN-LA CROSSE	3:59.49	Mary Kastelic, Amy Klee, Kim Pfaffle, Patty Heimerman
5. NORTHEAST MISSOURI STATE	4:00.37	Nancy Witte, Teri Gipple, Linda Mericle, Jennifer Runley
6. WISCONSIN-STEVENS POINT	4:10.65	Alisa Holzendorf, Jane Brilowski, Cathy Ausloos, Ann Boreckert

QUALIFIERS: Southern, Drake, Prairie View, Nebraska, Western Illinois, Adams State, Missouri

SPRINT MEDLEY RELAY, University Prelims

EVENT 46

HEAT # 1

1. RICE	3:21.23	Terry Jones; Vince Courville; John Bell, 46.4; Gawain Guy, 1:53.4
2. MISSOURI	3:21.65	Malcolm Dixon; Chidi Imoh; Jim Chandler, 47.5; Scotty Davis, 1:51.6
3. GRAMBLING	3:22.39	Thurston Ross; Orish Corbin' Darryl Warren, 46.9; Anthony West, 1:52.7
4. DRAKE	3:24.13	Mike Ockerman; Greg Hennessy; Les White, 49.4; Sterling Martin, 1:52.3
5. WESTERN ILLINOIS	3:24.15	Wendell McKemey; Carl Puckett; Jabbaar Madyun, 49.9; Garon Grigsby, 1:51.0
6. WESTERN MICHIGAN	3:24.15	William White; Lebron Campbell; Ricardo Hawkins; Gordon McIntosh
7. DE PAUL	3:34.1	Kerry Sloan, Sammie Wayne, Darryl Robinson, Joe Schuch



SPRINT MEDLEY RELAY, University Prelims Cont'd

EVENT 46

HEAT # 2

1. IOWA	3:21.04	Victor Greer; Jeff Patrick; Terrance Duckett, 46.1; Paul Chepkwony, 1:53.7
2. ALABAMA	3:22.24	Lamar Smith; Allen Buford; Terry Menefee, 46.1; William Wuyke, 1:54.4
3. EASTERN MICHIGAN	3:22.51	Dave Phillips; Daryl Curry; Mike Calhoun, 49.7; Earl Jones, 1:50.6
4. PURDUE	3:22.66	Don Anderson; Brian Miller; Al McNair, 46.1; Neil Carter, 1:53.4
5. NORTHERN IOWA	3:26.61	Doug Case, John Wisman, Mike DeBo, Kirk Anderson
6. MURRAY STATE	3:29.03	Ronald Hopkins; Camiela Hinds; Willie Thomas, 49.3; William Jordan, 1:56.0
7. SOUTHWEST MISSOURI STATE	3:30.73	Mark Snyder, Troy McClain, Russ Brethower, Rod Pixler
KANSAS -- Disqualified -- False Start		

QUALIFIERS: Rice, Missouri, Grambling, Drake, Iowa, Alabama, Eastern Michigan, Purdue

SPRINT MEDLEY RELAY, College Prelims

EVENT 45

HEAT # 1

1. NEBRASKA-OMAHA	3:24.32	Tim Freeburg; Lawrence Allen; Al McLaughlin, 47.9; Mike Jones, 1:52.3
2. CAL POLY-POMONA	3:28.31	Tyrone Robinson; Bruce Burrage; Jeffrey Williams, 55.3; Jeff Williams, 1:54.6
3. SIMPSON	3:29.12	Jeff Nielsen; Wes Boehm; Mike Finneran, 47.6; Kirk Pedersen, 1:56.9
4. NEBRASKA-WESLEYAN	3:30.37	Tom Ritterbush, Steve Loos, Eron Keely, Ron Moran
5. SOUTH DAKOTA STATE	3:33.08	Scott Munger; Jeff Tiefenthaler; Ervin Gebhart, 49.2; Jeff Massman, 1:57.8
6. LORAS	3:41.93	Mike Gibbs; John Reilly; Dan Drish, 50.7; Don Elbert, 2:04.8
7. DUBUQUE	3:50.7	Dan Szatkowski, Rob Junkroski, Steve Ferguson, Neil Nichol

HEAT # 2

1. HAMLIN	3:27.85	Todd Lyscio; Ray Goodwin; Cliff James, 48.3; Larry Dahms, 1:53.7
2. CENTRAL	3:31.74	Ken Hopkins, Jerry Quick, Brad Depke, Brad Schultz
3. NORTHERN COLORADO	3:34.22	Chris Banks; J.D. Rowlett; Scott Vincent, 50.5; Yogie Barrett, 1:58.6
4. MIDLAND	3:34.81	Rod Marshall; Mike Wiesen; Dennis Rose, 50.3; Craig Curran, 1:58.9
5. WISCONSIN-STEVENSON POINT	3:36.25	Ric Perona; Tom Lila; Steve Lampada, 51.2; Tim Fitzgerald, 1:57.7

SPRINT MEDLEY, College Prelims, Cont'd

EVENT 45

HEAT # 2, Cont'd

6. CORNELL 3:36.55 Ron Hendred, Dave Thumm, Jerry Hagen, Mike Rudkin  
 MONMOUTH -- Disqualified -- 1 to 2 out of zone -- ran 3:48.5  
 CONCORDIA -- Did Not Finish

HEAT # 3

1. DOANE 3:25.91 Kevin Henning, Brent Harsin, Cliff Kester, Darren Harsin  
 2. NORTH DAKOTA STATE 3:26.51 Stacy Robinson; Jeff Conley; Scott Wilkinsin, 48.4; Rob Carney, 1:53.4  
 3. ST. OLAF 3:27.91 Dennis Fiedler; Scott Wagnild; Jeff Nock, 49.6; Mark Defor, 1:53.1  
 4. LINCOLN 3:28.09 William Lacey; Darryl Taylor; Phillip Pierre, 47.7; Keith Stubbs, 1:57.3  
 5. MACALESTER 3:28.99 Randy Nelson; Dave Marson; Mike Schlick, 50.0; Bob Clark, 1:53.7  
 6. AUGUSTANA 3:29.32 George Velasquez; Leland Stanford; Dennis VanderMeersch, 49.3; Ricci Washburn, 1:54.6  
 7. CENTRAL STATE 3:29.53 Johnell Sloan, Rodney Hawkins, Anthony Carpenter, Alan Barner  
 8. ST. AMBROSE 3:45.0 Tom Joss, Jeff Haycraft, Joel Dentlinger, Drew Ferguson

HEAT # 4

1. SOUTH DAKOTA 3:25.72 Mick David; Kevin Hoefling; Dave Case, 48.4; Mike Martin, 1:53.2  
 2. NORTHWEST MISSOURI 3:27.08 Alan McCrary; Larry Stillman; James Robinson, 47.2; Paul White, 1:56.1  
 3. ST. THOMAS 3:27.88 Tom Dooher, Steve Lovasik, Chris Unger, Dan Connors  
 4. AUGUSTANA 3:29.44 Todd Hernandez, Mark Palen, Tom Brown, Jeff Gross  
 5. CENTRAL MISSOURI 3:33.04 Jim Rader; Don Wells; Arnold Hammond, 49.0; Dave McCormick, 1:59.3  
 6. LUTHER 3:36.0 Jeep Kust, Jim Bierdermann, Brian James, Scott Leith  
 7. ST. JOHNS 3:43.2 Joe Morton; Bob Sieh; Jon Dagen, 53.0; Steve Berg, 2:20.1  
 NORTHEAST MISSOURI -- Disqualified -- 1 to 2 out of zone -- ran 3:32.55



SPRINT MEDLEY RELAY, College Prelims Cont'd.

EVENT 45

HEAT # 5

1.	SOUTHEAST MISSOURI STATE	3:24.72	Lee Brock; Tim Williams; Rob Thomas, 49.1; Carl Bell, 1:53.3
2.	WAYLAND BAPTIST	3:27.72	Willie Dodd; Ray Smith; Norman Brown, 48.1; Ricky Lozoya, 1:54.3
3.	NORTHWESTERN	3:27.41	Kevin Rohlf, Doug Veldheer, Murray Hulstein, Danley Hoogveen
4.	MANKATO STATE	3:27.72	Dan Michelson; Mike Stephens; John Beaudot, 48.2; Mike Duerr, 1:55.6
5.	WISCONSIN-LA CROSSE	3:27.75	Alvin Hudson; Don Groshan; Jim Nack, 48.9 Mike Wilkinson, 1:53.8
6.	PARK	3:30.50	Charles Nance, Brian Turner, Mark Gregory, Ron Chisolm
7.	DAKOTA STATE	3:37.63	Russ Johnson, Tim Casper, Monty Christensen, Mark Davison
8.	CHICAGO STATE	3:40.7	Jim Wiley; Carlos Arias; Vincent Yokley, 53.2; Stanley Griffin, 2:03.3

QUALIFIERS: Nebraska-Omaha, Hamline, Doane, South Dakota, Southeast Missouri, Wayland Baptist, Northwest Missouri, North Dakota State

## FRIDAY AFTERNOON UNIVERSITY &amp; COLLEGE RESULTS

WEATHER: 58° - Cloudy - Wind out of the Northeast at 14 - Humidity 45% - Barometer Falling

ATTENDANCE: 14,200

110-METER HIGH HURDLES, University & College Prelims

EVENT 28

HEAT # 1 Wind 0.28

1.	Malcom Dixon	MISSOURI	13.75
2.	Miguel Williams	MIDDLE TENNESSEE	13.98
3.	Sven Nylander	SOUTHERN METHODIST	14.07
4.	John McCloughan	NOTRE DAME	14.33
5.	Don Burrell	ILLINOIS STATE	14.54
6.	Lawrence Austin	CENTRAL STATE	14.57
7.	Craig Nordlie	NORTHERN IOWA	14.63
8.	Dave Groen	IOWA STATE	14.66

HEAT # 2 Wind 1.02

1.	Alex Washington	WESTERN MICHIGAN	13.82
2.	Albert Jones	OKLAHOMA STATE	13.88
3.	Ed Ross	NEBRASKA	14.10
4.	Cornell Wilson	EASTERN ILLINOIS	14.74
5.	Paul Niemi	EASTERN MICHIGAN	14.90
6.	Robert Sobriek	DRAKE	14.91
7.	Calvin Horton	WESTERN ILLINOIS	15.52

110-METER HIGH HURDLES, University & College Prelims Cont'd.

EVENT 28

HEAT # 3 Wind 2.96 (over-allowable)

1.	Henry Andrade	SOUTHERN METHODIST	13.97
2.	Ronnie McCoy	IOWA	14.07
3.	DelRay Feagin	OHIO STATE	14.08
4.	Robert Johnson	WAYLAND BAPTIST	14.16
5.	Derrick Gentry	ILLINOIS	14.60
6.	Rick Schroeder	MANKATO STATE	15.20
	Mike Hinnick, Adams State (Did Not Finish -- Fell)		

HEAT # 4 Wind 1.07

1.	Tony Dees	MISSISSIPPI	13.80
2.	Wayne Roby	WISCONSIN	14.10
3.	Tim McGee	MISSISSIPPI	14.35
4.	Walt Curry	IOWA STATE	14.39
5.	Warren McGee	WESTMAR	14.74
6.	Jay Connor	NORTHERN IOWA	14.79
7.	Ron Davis	MIDDLE TENNESSEE	14.88

QUALIFIERS: Malcom Dixon, Missouri; Miguel Williams, Middle Tennessee; Alex Washington, Western Michigan, Albert Jones, Oklahoma State; Henry Andrade, Southern Methodist; Ronnie McCoy, Iowa; Tony Dees, Mississippi; Wayne Roby, Wisconsin

100-METER DASH, University & College Prelims

EVENT 29

HEAT # 1 Wind 1.08

1.	Calvin Smith	ALABAMA	10.11 (DRAKE RELAYS RECORD)
2.	Neal Jessie	GEORGIA	10.37
3.	Elliott Hanna	IOWA STATE	10.70
4.	Jim Birgans	DE PAUL	10.81
5.	Stanley Griffin	CHICAGO STATE	10.84
6.	Francis Ude	MINNESOTA	10.92
7.	Doug Case	NORTHERN IOWA	10.96

HEAT # 2 Wind 0.23

1.	Emmit King	ALABAMA	10.46
2.	Jeff Nielsen	SIMPSON	10.94
3.	Dan Michelson	MANKATO STATE	11.02
4.	Dave Marson	MACALESTER	11.22
5.	Enofe Osakue	WINONA STATE	11.39

Richard Ryles, Illinois (Did Not Finish)

Dave Phillips, Eastern Michigan (Did Not Finish)



100-METER DASH, University & College Prelims Cont'd

EVENT 29

HEAT # 3 Wind 1.31

1.	Thurston Ross	GRAMBLING STATE	10.54
2.	Mike Ockerman	DRAKE	10.63
3.	Tim Williams	SOUTHEAST MISSOURI STATE	10.67
4.	Veryl Switzer	KANSAS STATE	10.72
5.	Mark Snyder	SOUTHWEST MISSOURI STATE	10.88
6.	Rodney Hawkins	CENTRAL STATE	10.99
7.	James McDuffie	WISCONSIN	11.27

HEAT # 4 Wind 3.62 (over-allowable)

1.	Vince Courville	RICE	10.33
2.	Steve Bridges	WESTERN KENTUCKY	10.54
3.	Albert Robinson	INDIANA	10.56
4.	George Nicholas	OHIO STATE	10.78
5.	Michael Adams	SOUTHERN	10.84
6.	Johnell Sloan	CENTRAL STATE	10.88
7.	Jimmy McGriff	CHICAGO STATE	10.96
	Chidi Imoh, Missouri (False Start)		

QUALIFIERS: Calvin Smith, Alabama; Neal Jessie, Georgia; Emmit King, Alabama; Jeff Nielsen, Simpson; Thurston Ross, Grambling State; Mike Ockerman, Drake; Vince Courville, Rice; Steve Bridges, Western Kentucky

NEW DRAKE RELAYS RECORD: Calvin Smith, Alabama - 10.11  
Old Record: Melvin Lattany, Georgia, 1980 - 10.24

DR. CHANNING SMITH 4 X 400-METER RELAY, College Prelims

EVENT 54

HEAT # 1

1.	NORTHWOOD	3:14.99	Steve Gillenwater, 49.6; Steve Loria, 47.6; Dennis Moore, 48.3; Kim McCoy, 48.4
2.	DOANE	3:15.61	Brent Harsin, John Cox, Darren Harsin, Cliff Kester
3.	CENTRAL STATE	3:17.46	Dale Clayton, 49.9; Brian Pitre, 48.7; Anthony Carpenter, 49.8; Keith Singleton, 49.0
4.	ST. OLAF	3:17.72	Tom Kirchhoff, Mark Defor, Scott Wagnild, Jeff Nock
5.	CORNELL	3:21.05	Paul West, Jerry Hagen, Kevin Drake, Dave Thumm
6.	NORTHWESTERN	3:25.52	Doug Veldheer, Jeff Engelhardt, Donley Hoogveen, Murray Hulstein

HEAT # 2

1.	SOUTH DAKOTA	3:15.89	Kevin Hoefling, Terry Grove, David Watkins, Dave Case
2.	NORTHEAST MISSOURI STATE	3:17.81	Jimmy Williams, Terrence Andrews, Phil Hall, Chuck Simmons
3.	MANKATO STATE	3:19.25	Bruce Bushard, 51.9; Mike Stephens, 47.4; Mike Duerr, 50.9; John Beaudot, 49.1

DR. CHANNING SMITH 4 X 400-METER RELAY, College Prelims Cont'd.

EVENT 54

HEAT # 2, Cont'd.

4.	OKLAHOMA CHRISTIAN	3:19.55	Blake Smith, 49.2; Mark Clift, 49.5; Bill McLaughlin, 49.7; Joe Alexander, 51.2
5.	LORAS	3:26.42	Mike Gibbs, 51.1; Chuck Tigges, 51.1; Dan Drish, 52.7; Don Elbert, 51.5
	ST. THOMAS -- Disqualified -- 2 cut too soon -- Ran 3:20.09		
	MONMOUTH -- Disqualified -- 2 cut too soon		

HEAT # 3

1.	NORTHWEST MISSOURI	3:15.16	James Robinson, 47.6; Eugene Stillman, 49.9; Willie Law, 49.0; Larry Stillman, 48.6
2.	MOORHEAD STATE	3:17.62	Keith Haverland, 50.3; Brad Larson, 50.1; Brad Milbeck, 48.6; Keith McCarty, 48.6
3.	ADAMS STATE	3:18.47	Chip Johnston, 50.2; Graylan Hitower, 50.6; Nick Kolher, 48.5; Mike Honnack, 49.1
4.	ST. CLOUD STATE	3:19.60	Dave Rarick, Jon Jancik, Dan Frantti, James Randle
5.	HAMLIN	3:24.73	Dave Ryan, Cliff James, Todd Lyscio, Jim Madsen
6.	HASTINGS	3:27.0	Tom Lee, Tim Kruse, R.J. Alderson, Bruce Mieth
7.	CHICAGO	3:29.1	Peter Juhn, Reginald Mills, John Seykora, Mark Giffen

HEAT # 4

1.	SOUTHEAST MISSOURI	3:12.19	Ken McNair, 48.4; Pat Mallett, 48.3; Carl Bell, 47.9; Rob Thomas, 47.0
2.	CENTRAL MISSOURI	3:16.32	Don Wells, 49.1; Mike Foster, 49.2; Dave McCormick, 49.2; Arnold Hammond, 48.8
3.	WISCONSIN-OSHKOSH	3:17.72	Mike Spiering, Barry Martzahl, Ken Ramire, Franklin Cumberbatch
4.	PITTSBURG	3:18.08	Russ Jewett, Jerry Robertson, Mel Smith, Aaron Lang
5.	BETHEL	3:20.70	Tom Plocker, Jay Vanloon, Dave Jorgensen, Dave Bradley
6.	AUGUSTANA-ILLINOIS	3:21.97	Dennis VanderMeesch, Leland Stanford, Tim Gilbert, George Valasquez
7.	COE	No Time	Mike Vance, Dave Brown, Brad Parsons, Jim Francis

HEAT # 5

1.	AUGUSTANA-SOUTH DAKOTA	3:14.79	Todd Hernandez, 48.8; Mark Palen, 50.3; Tom Brown, 48.5; Jeff Gross, 47.2
2.	WISCONSIN-STEVENS POINT	3:15.81	Al Hilgenlorf; Eric Parker; Tim Lau; Steve Brilowski, 48.3
3.	CHICAGO STATE	3:21.31	Stanley Griffin, Vincent Yokley, Clarence Pulley, Sylvester Wiley
4.	MISSOURI-ROLLA	3:22.81	Phil Taylor, 51.1; Dave Millman, 49.9; Eugene Ilopuaife, 51.6; Tim Schoenecker, 50.2



DR. CHANNING SMITH 4 X 400-METER RELAY, College Prelims Cont's.

EVENT 54

HEAT # 5, Cont'd.

5. LUTHER	3:26.28	Jeep Kust, Scott Leith, Brian James, Jeff Hagen
6. MACALESTER	3:26.86	Dave Marson, Mike Schlick, Bob Clark, Dale Gronwald
7. WARTBURG	3:31.3	Steve Rogers, Jim Paige, Joe Creswell, Tom Gauerke

HEAT # 6

1. NEBRASKA-OMAHA	3:15.54	Brad Cleaveland, 47.8; Lawrence Allen, 48.9; Al McLaughlin, 49.9; Todd Polson, 48.6
2. NEBRASKA-WESLEYAN	3:18.40	Willie Wilson, 51.0; Matt Minchow, 49.8; Eron Keely, 49.2; Jeff Heng, 48.4
3. WAYLAND BAPTIST	3:18.62	Robert Johnson, 49.8; Willie Dodd, 50.2; Joe Mercer, 50.3; Norman Brown, 48.3
4. PARK	3:19.87	Mark Gregory, 50.5; Ron Chisoln, 49.8; Brian Turner, 48.4; Eddie Hicks, 51.1
5. LINCOLN	3:20.65	Wade Chism, Keith Stubbs, Roberto Camara, Phillip Pierre Lovis
6. KEARNEY STATE	3:22.15	Mark Fulton, Bob Duman, Dan Behn, Mark Friehe

HEAT # 7

1. SOUTH DAKOTA STATE	3:15.40	Scott Munger, 49.7; Everett Beghart, 48.7; Ervin Gebhart, 48.4; Jeff Tiefenthaler, 48.6
2. WISCONSIN-LA CROSSE	3:16.81	Aaron Williams, 49.2; Mike Wickinson, 49.8; Don Groshan, 49.3; Jim Nack, 48.5
3. SIMPSON	3:17.56	West Boehm, 50.2; Jeff Nielsen, 48.7; Kirk Pedersen, 49.9; Mike Finneran, 48.7
4. CENTRAL	3:19.44	Ken Hopkins, 50.8; Paul VanFarrow, 48.7; Jerry Quick, 50.4; Brad Schultz, 49.5
5. DAKOTA STATE	3:27.03	Mike Braun, Mark Davison, Monty Christensen, Russ Johnson

WHEATON -- Disqualified -- 1 out of lane -- Ran 3:23.59

WISCONSIN-MILWAUKEE -- Disqualified -- 1 fouled -- Ran 3:15.39

QUALIFIERS: Southeast Missouri State, Augustana-South Dakota, Northwood, Northwest Missouri, South Dakota State, Nebraska-Omaha, Doane, Wisconsin-Stevens Point

JOHN L. GRIFFITH 4 X 400-METER RELAY, College Relays

EVENT 55

HEAT # 1

1. ALABAMA	3:09.28	Allen Buford, 46.6; Lamar Smith, 46.7; William Wuyke, 47.4; Terry Menefee, 48.5
2. SOUTHERN	3:09.85	Don Washington, 47.4; Leon Moore, 46.5; Brian Simpson, 47.9; Donald Winey, 48.0

JOHN L. GRIFFITH 4 X 400-METER RELAY, College Prelims, Cont'd.

EVENT 55

HEAT # 1, Cont'd.

3. GRAMBLING	3:11.39	Terry Shell, 48.8; Andre Smith, 47.2; Luke Courtner, 47.9; Darryl Warren, 47.4
4. TOLEDO	3:16.79	Byron Harris, Ken Calhoun, Carl Bow, Rick Carleski
5. INDIANA	3:18.70	Larry Ashipa, Jim Lentz, Mitch Henderson, Glenn Richie
ILLINOIS -- Did Not Finish -- 3rd man fell		
OKLAHOMA -- Did Not Finish -- 1st runner injured		

HEAT # 2

1. SOUTHERN METHODIST	3:05.25	Russell Mitchell, 46.2; Rod Jones, 46.6; Eric Josjo, 46.2; Leslie Brooks, 46.2
2. MISSISSIPPI	3:09.17	Vincent Aldridge, 48.0; Cornelius Tate, 47.3; Clarence Daniel, 46.0; Wally Bumpas, 47.8
3. EASTERN MICHIGAN	3:10.44	Mike Calhoun, 48.4; Joe Codrington, 48.0; Dave Beasley, 46.3; Earl Jones, 47.8
4. NOTRE DAME	3:11.37	Steve Oziabis, 48.8; Van Percy, 47.8; John McNelis, 49.0; Jan Kania, 46.8
5. KANSAS STATE	3:11.92	Darryl Bonds, 48.2; Darryl Anderson, 48.7; Julius Mercer, 48.8; Mike Bradley, 46.2
6. DE PAUL	3:18.60	James Birgans, Sammie Wayne, Joe Schuch, Darryl Robinson
7. WESTERN MICHIGAN	3:28.70	Tim Sheppard, Kurt Liechty, Gordon McIntosh, Lebron Campbell

HEAT # 3

1. MICHIGAN STATE	3:06.49	Corky Wilkins, 46.9; Kelvin Scott, 47.0; Marcus Sanders, 46.4; Eliot Tabron, 46.1
2. MIDDLE TENNESSEE	3:07.55	Herb Newton, 47.9; Perald Ellis, 47.0; Tim Johnson, 46.1; Kenny Nesbitt, 46.5
3. PURDUE	3:08.13	Don Anderson, 47.4; Brian Miller, 47.5; Troy Furnivall, 46.5; Alvin McNair, 46.7
4. DRAKE	3:16.29	Greg Hennessy, 48.1; Mike Ockerman, 48.5; Duane Bryght, 50.8; Dan Cleveland, 48.9
MICHIGAN STATE -- Did Not Finish		

HEAT # 4

1. KANSAS	3:07.46	Leonard Martin, 47.4; Darin Hill, 46.9; Rodney Bullock, 46.6; Deon Hogan, 46.6
2. TEXAS CHRISTIAN	3:08.08	Joel Willis, 47.7; James Richards, 46.9; Keith Burnett, 45.9; David Walker, 47.6
3. IOWA STATE	3:09.35	Patrick Cheruiyot, 47.7; Justin Nemecek, 47.7; Todd Holm, 47.3; Sunday Uti, 46.7
4. IOWA	3:10.35	Kenny Williams, 47.3; Ceasar Smith, 47.6; Paul Chepkwony, 46.5; Terrance Duckett, 49.1



JOHN L. GRIFFITH 4 X 400-METER RELAY, College Prelims, Cont'd.

EVENT 55

HEAT # 4, Cont'd.

5. AKRON	3:18.61	Darryl Chapman, Steve McKinley, Clarence Tucker, Kevin Greer
6. NORTHERN IOWA	3:19.00	John Wisman, 49.3; Solomon Anderson, 49.6; Kirk Anderson, 49.2; Mike DeBo, 50.9
7. SOUTHWEST MISSOURI STATE	3:21.88	Mike Drewry, 51.5; Rod Pixler, 50.7; Dave Billman, 49.9; Russ Brethower, 49.7

QUALIFIERS: Alabama, Southern, Southern Methodist, Mississippi, Michigan State,  
Middle Tennessee, Kansas, Texas Christian

1983 DRAKE RELAYS RECORDS

WEDNESDAY

Heptathlon - Jill Lancaster, Team Kangaroos, Norman, Okla., 5,443 (old mark, 5,344, Renee Nickles, Oklahoma, 1982)

FRIDAY

High School Boys

Pole Vault - Preston Schmidt, Bettendorf, 16-0 (old mark, 15-0, Kevin Welu, Dubuque Wahlert, 1982)

Junior High Girls

4 x 100-Meter Relay - Des Moines Hoover, :52.43 (old mark, :52.49, Hiatt, 1979)

University & College

100-Meter Dash - Calvin Smith, Alabama (prelims), :10.11 (old mark, :10.24, Mel Lattany, Georgia, 1980)

4 x 200-Meter Relay - Texas Christian, 1:20.84 (old mark, 1:21.08, Georgia, 1981)

Women's

4 x 100-Meter Relay - Nebraska, :44.05 (old mark, :44.86, Nebraska, 1982)

400-Meter Intermediate Hurdles - Lynne Gamble, Prairie View, :58.11 (old mark, :58.59, Debbie Esser, Texas A&M TC, 1982)

Javelin - Denise Thiemard, Nebraska, 194-4 (old mark, 159-2½, Cindy Crapper, Kentucky, 1981)

Masters

800-Meter Run - Ralph Trimble, Urbana, Ill., 1:59.36 (old mark, 2:00.58, Ralph Trimble, Urbana, Ill., 1982)



## QUOTES - FRIDAY

Angela Thacker, Nebraska, winner of Women's Invitational 100 Meters in 11.50

I felt pretty good. I didn't feel the wind. Lately, I've been running really good and consistent.

Denise Thiemard, Nebraska, winner and new Drake record holder in the Women's Javelin, 194', 4"

Yes, I'm excited about setting the new record at the relays. The NCAA championship is my next goal. My biggest goal is to go to the world championships in Helsinki. I've never thrown on grass before, which made throwing hard for me.

Calvin Smith, set new Drake Relays in his preliminary 100 Meters- 10.11

I'm proud of the time. My start had been on one of the weakest parts of my race and I've been trying to get that together. I think I did that good today. My coach has been telling me to stay low out of the blocks and I felt I executed that well today.

At first, I wasn't going to run the 100 here, but I felt I had to run another 100 before the conference meet.

Colorado, winner of the 4 X 1600-Meter Relay - 16:11.67

Mick Bannister (second leg) -- It was a little windy down the back stretch, but it wasn't bad.

Mark Scrutton (anchor) -- was aware of the record pace. I think I was keeping enough pace just to win the race. I didn't feel that sharp. Dave Brown ran a good race.

Dave Brown (third leg) -- You can hear the announcer the whole way around. Hearing him really helps you in the race.

David Palmer, Waterloo Central, winner of high school boys 100 Meter in 10.71

I'd only run the race once before to qualify. I usually run the 200, 400 and the 440 relay.

I got off to a good start today, but that's been my biggest problem all year. We worked on the start this week.

Merlene Ottey, Nebraska, anchor of the 4 X 100-Meter Relay - Team ran record 44.05

This is the first time we've run this group together. I was a bit scared because I overstrained a muscle last week. And that's the most important thing now.

I didn't run in the 100 because I didn't want to run that many races and I have to run tomorrow.

Eric White, Burlington high school boys high hurdle champion in 14.58

It's what I've wanted to do, is win something like this. I've been coming up here since I was 11. I've always dreamed of winning something like this. I wanted to win so bad, it just gave me a little extra push.

James Maness, Texas Christian, anchor on 4 X 200-Meter Relay - Team ran record 1:20.84

This was our first time against Alabama. We're for real. Last week we ran a 1:21.43 in an 880-yard race at Baylor. That's one of the fastest ever.

I knew if he (Calvin Smith, Alabama anchor) didn't catch me in the corner, I could beat him down the stretch. I'm a better runner in straight races than Smith.

Actually, I just run track for fun. I'm a wide receiver on the football team and that's where my scholarship is. I'll miss the spring game tomorrow. I haven't practiced football in two weeks--the coach encouraged me to stay out for track.

William Wuyke, Alabama, anchor on winning 4 X 800-Meter Relay - 7:18.22

This was only the second time we'd run this race this year. We ran a 7:15.0 at the Dogwood Relays. Before the race we were talking and we thought we could break the record here but we missed it.

It was very close on the back stretch in the last lap but my strategy is to let them pass with about 250 meters to go. I kick in the last 150 meters. I find it easier if the other runners are a little ahead.

I finished 10th at Moscow running for the Venezuelan team in '80 (in the 800). Last summer I took second behind Alberto Juantorena of Cuba in a race there. My time was 1:45.7.

Annette Tannander, Colorado, high jump winner, 5-11 1/2

I haven't jumped this good in a long time. I've been weak on my takeoff. Until today I've just been going into the bar and not going up and over. I'm happy, just because it means I'm going in the right direction. I really wanted to win today. It's my last year at Colorado and my last Relays.

Jeff Drenth, winner of the men's 5,000 invitational - 13.49.10

It was perfect today. For Michigan, the weather has been real bad. It has been really cold and snowy. I was worried about the heat.

The atmosphere is great. The track felt real good. The crowd and the announcer really help. I wanted to make sure I went out hard. I just wanted to hang on as well as I could to win.

Warren Willhoite, Kansas, winner of the long jump (Triple Crown) - 26'2 1/4"

I was praying on my second to last jump. I had some great jumps today, but they were from behind the board. I feel like every time I jump in a meet, I can jump long enough to win. I felt best about this jump because I was under pressure, I wanted the triple crown and I won.

If it doesn't mean anything to anyone else, it means a lot to me -- Texas, Kansas, and Drake.






SPECIALS  
UNIVERSITY - COLLEGE  
AND WOMEN

SATURDAY, APRIL 30, 1983

# DRAKE UNIVERSITY





## 74th ANNUAL DRAKE RELAYS

FINALS

DRAKE STADIUM, DRAKE UNIVERSITY, DES MOINES, IOWA

SATURDAY, APRIL 30, 1983

SATURDAY MORNINGOFFICIAL RESULTSUNIVERSITY & COLLEGE

WEATHER REPORT: 50° - Cloudy - 56% Humidity - Wind out of the North at 15 - Barometer Rising

NOTE: Results are on accutrack timer unless otherwise noted by an "h".

5,000-METER RUN, Women's Invitational Final

EVENT 23

1. Maggie Keys	Athletics West	16:03.86
2. Cathy Branta	WISCONSIN	16:06.14
3. Nan Doak	IOWA	16:08.69
4. Kathie Ishmael	WISCONSIN	16:10.71
5. Tori Neubauer	WISCONSIN-LA CROSSE	16:12.25
6. Wendy Van Mierlo	ILLINOIS STATE	16:13.33
7. Liz Hjalmarsson	DRAKE	16:16.43
8. Johanna Renke	Gainesville, Florida	16:17.6
9. Jenny Spangler	IOWA	16:17.9
10. Betsy Silzer	KANSAS STATE	16:31.2
11. Suzanne Youngberg	IOWA STATE	16:36.3
12. Joan Hansen	Athletics West	16:38.1
13. Debbie Thometz	ST. THOMAS	16:39.6
14. Sharon Little	ARKANSAS	16:39.9
15. Mary Shea	Raleigh, North Carolina	16:45.8
16. Goel Hackett	ARKANSAS	16:53.2
17. Christine Ridenour	SOUTHEAST MISSOURI STATE	16:55.2
18. Karen Campbell	MICHIGAN STATE	17:04.4
19. Diane Bussa	MICHIGAN STATE	17:12.1
20. Nancy Gieske	SOUTH DAKOTA STATE	17:56.3

Carol Cook, Kangaroos -- Did Not Finish -- Dropped Out at 10:00

Margaret Davis, Iowa State -- Did Not Finish -- Dropped Out at 7:00

10,000-METER RUN, Men's Invitational, Final

EVENT 25

1. Joseph Kipsang	IOWA STATE	29:11.38
2. Lloyd Ness	University Track Club	29:16.79
3. Mike Hairston	Tulsa, Oklahoma	29:17.61
4. Mark Bishop	Team Kangaroos	29:36.72
5. Brad Little	ILLINOIS STATE	29:44.40
6. Keith Hanson	MARQUETTE	29:45.96
7. Alfredo Roses	KANSAS STATE	29:58.3
8. David Diaz	COLORADO	29:58.3
9. Steve Reynolds	Brooks Racing	30:58.9
10. Mark Wozniak	NOTRE DAME	30:19.8
11. Jerry Maris	Team Kangaroos	30:23.2
12. Manny Bautista	Sub Four Track Club	30:31.9
13. Scott Ergen	ST. CLOUD STATE	30:35.0
14. Doug Aruit	Aggie Running Club	30:58.9 (illegal entry)
15. Dave Williams	PURDUE	31:03.0
16. Ronnie Parks	CENTRAL STATE	31:06.9



10,000-METER RUN, Men's Invitational Final, Cont'd.

EVENT 25

17.	Kurt Thrienen	ST. CLOUD STATE	31:13.9
18.	Peter Melms	MARQUETTE	31:44.2
19.	K.C. Nielsen	MISSISSIPPI	31:55.3
20.	Jim Heady	MISSOURI	32:36.6
21.	Chris Nelson	DRAKE	32:38.2

Mark Plaatjes, Georgia -- Did Not Finish

Tim Warneke, Eastern Illinois -- Did Not Finish

Chris Leonard, Northern Iowa -- Did Not Finish

Ken Hoffman, Southeast Missouri State -- Did Not Finish

Wally J. Duffy, Lincoln Track Club -- Did Not Finish

SATURDAY AFTERNOON OFFICIAL RESULTS

WEATHER: 63° - Sunny - Wind out of the NE at 10 - Humidity 44% - Barometer 29 &amp; Falling

ATTENDANCE: 18,000 - 18th Consecutive Saturday Sellout

4 X 800-METER RELAY, Women's Invitational Final

EVENT 26

1.	PURDUE	8:47.64	Jeanie Molohon, Nancy Sanford, Jymette Bonnivier, Becky Cotta
2.	MINNESOTA	8:47.83	Ann Lundin, Stacy Bant, Kris Rens, Jody Eder
3.	WISCONSIN	8:49.28	Tammy Keskinen, Francine Ostrem, Ellen Olson, Maryann Brunner
4.	MOORHEAD STATE	8:52.23	Katie Class, Traci Fie, Paula Behrendt, Pamela Harty
5.	MISSOURI	8:57.03	Chris White, Sabrina Dornhoefer, Cyd Thomas, Lynn Biggs
6.	WESTERN ILLINOIS	9:03.06	Kathie Koch, Cathy Brzeczek, Patti Macklin, Cellie Watson
7.	MIDLAND	9:08.67h	Mary Drey, Denis Day, Susan Downer, Amy Doerr
8.	COLORADO	9:08.7h	Sharon Hulse, Nancy Rogowski, Laura Nobell, Nina Bell

DISTANCE MEDLEY RELAY, College Final

EVENT 27

1.	OKLAHOMA CHRISTIAN	9:53.98	Mark Young, 3:01.3; Blake Smith, 48.7; Joe Alexander, 1:52.9; Steve Guymon, 4:11.0
2.	AUGUSTANA-ILLINOIS	9:54.94	Ricci Washburn, Dennis VanderMeersch, Mark Salaway, Eric Volkert
3.	MOORHEAD STATE	9:55.47	Keith Haverland, 3:02.6; Keith McCarty, 48.3; Brad Milbeck, 1:52.8; John Alin, 4:11.7
4.	NEBRASKA WESLEYAN	9:56.72	Ron Moran, Jeff Heng, Pat McFadden, Jay Lemons
5.	NORTH CENTRAL	9:57.82	Tony Bleull, Scott Nelson, Ray Krauss, Matt Nolan
6.	NORTHWESTERN	9:59.37	Jeff VanderBerg, Murray Aulstein, Jeff Engelhardt, Donley Hoogveen



SATURDAY AFTERNOON UNIVERSITY & COLLEGE FINAL RESULTS, CONT'D

PAGE 3

DISTANCE MEDLEY RELAY, College Final Cont'd.

EVENT 27

7.	ST. CLOUD STATE	9:59.9	John Perleberg, Dan Frontti, Scott Ergen, Mark Young
8.	CORNELL	10:00.93	Rich Harris, Dave Thumm, Mike Rudkin, Matt Trimble
9.	ST. JOHNS	10:01.05	Mike McGowan, Jon Dagen, Steve Berg, Brian Smith
10.	NORTHEAST MISSOURI STATE	10:01.2	Tim Brown, Chuck Simmons, Jim Klampe, Todd Arnold
11.	WISCONSIN-STEVENS POINT	10:02.2	Don Fogltanz, Steve Lampada, Tom Peterson, Dennis Kotcon
12.	NORTH DAKOTA STATE	10:03.4	Tom Nelson, Scott Wilkinsin, Rob Carney, Mike Elshaw
13.	KEARNEY STATE	10:03.51	Dale Mackel, Dan Behn, Mark Friehe, Dan Pavlik
14.	MANKATO STATE	10:04.07	Dave Avenson, Mike Duerr, Steve Clock, Rex Karometros
15.	SOUTH DAKOTA STATE	10:05.2	Joe Chamberlain, Jeff Tiefenthaler, Ervin Gebhart, Stuart Lund
16.	ST. OLAF	10:06.1	Bob Katter, Jeff Nock, Jeff Danish, John Eric Nelson
17.	ST. THOMAS	10:07.74	Paul Amerongen, Chris Unger, Addison Kilibarda, Pete Wareham
18.	CHICAGO	10:07.8	Robert Fisher, Peter Juhn, Arthur Knight, Aaron Rourke
19.	LORAS	10:08.85	Chuck Tigges, Mike Gibbs, Joe Manning, Dennis Schlader
20.	SOUTH DAKOTA	10:09.2	Hollis Reed, Courtney Clayborne, Shon Stallings, Rick Colon
21.	SIMPSON	10:10.31	Jeff Brooks, Mike Finneran, Kirk Pedersen, Greg Hancock
22.	CENTRAL MISSOURI	10:10.42	Tony Lehr, Don Wells, Rob Dudley, Ed Lunsford
23.	ADAMS STATE	10:10.5	Robert Ferguson, Chip Johnston, John Kiser, Peter Graham
24.	BETHEL	10:13.5	Tom Plocker, Dave Jorgensen, Jay Vanloon, Greg Wallace
25.	LUTHER	10:21.4	Mike Carney, Jeep Kust, Scott Leith, Craig Crandall
26.	WISCONSIN-MILWAUKEE	10:22.1	Tony Agostini, Rudy Robertson, George Bezold; Ken Lobins
27.	MACALESTER	10:22.2	Dave Marson, Mike Schlick, Bob Clark, Dave Anderson
28.	PARK	10:28.0	Ron Chism, Mark Gregory, Eddie Hicks, Jim Nelson
29.	MIDLAND	10:28.4	Tim Rolfs, Dennis Rose, Ken Pinkard, Craig Curran
30.	HASTINGS	10:29.3	Brian Hesse, Tommy Lee, Steve Krejci, Clint Hedges
31.	CENTRAL	10:30.2	Jack Vandenberg, Rod Vilien, Joe Martin, Peter Anderson
32.	COE	10:31.4	Bob Shanahan, Mike Vance, Jim Frances, Jim Robidoux



DISTANCE MEDLEY RELAY, College Final Cont'd.

EVENT 27

33.	NORTHWEST MISSOURI STATE	10:31.5	Paul White, Eugene Stillman, Thayne Riffel, Paul Fiumano
34.	AUGUSTANA-SOUTH DAKOTA	10:34.6	Mike Meyers, Pete Johnson, Mark Hudson, Scott Peterson
35.	ST. AMBROSE	10:35.3	Tim Dempsey, Jeff Haycraft, Drew Ferguson, Andy Kniery
36.	WARTBURG	10:54.2	Scott Smith, Jim Paige, Bill Puffett, Wayne McClintock

1,5000-METER RUN, Women's Invitational Final

EVENT 33

1.	Cindy Bremser	Wisconsin United	4:16.57
2.	Linda Detlefson	GEORGIA	4:20.21
3.	Bernadette Madigan	KENTUCKY	4:20.60
4.	Deb Pihl	KANSAS STATE	4:21.02
5.	Rose Thomson	WISCONSIN	4:22.0
6.	Deb Vetter	Kangaroos	4:22.3
7.	Sara Schumacher	ILLINOIS STATE	4:24.91
8.	Jeanie Molohon	PURDUE	4:26.9
9.	Julie Lantis	ILLINOIS	4:29.8
10.	Linda Thomson	OKLAHOMA STATE	4:30.4
11.	Becky Cotta	PURDUE	4:36.5

DISTANCE MEDLEY RELAY, University Final

EVENT 34

NEW DRAKE RELAYS RECORD: Southern Methodist - 9:30.45

Old Record: Kansas State, 1972 - 9:31.8 (yards)

1.	SOUTHERN METHODIST	9:30.45	Rob Topping, 2:54.8; Russell Mitchell, 50.8; Ben Bor, 1:45.9; Paul Gugut, 3:59.9
2.	ILLINOIS STATE	9:34.64	Stan Ozarowski, 2:56.8; Bob Mull, 47.6; Les Hampton, 1:48.8; Mike Kirk, 4:01.4
3.	EASTERN MICHIGAN	9:35.88	Chris Lezovich, 2:57.0; Mike Calhoun, 46.8; Steve VanLoton, 1:50.5; Erik Henriksen, 4:01.6
4.	MINNESOTA	9:37.24	Mike Gebeke, 2:57.3; Emmanuel Onyia, 45.5; Mike Moran, 1:49.2; Don Hurley, 4:04.8
5.	ILLINOIS	9:38.65	Mike Patton, 2:58.5; Vic Shockey, 46.9; Tony Guercio, 1:50.0; Tom Stevens, 4:03.2
6.	NOTRE DAME	9:40.40	Jim Tyler, Steve Dziabis, John McNelis, Andy Dillon
7.	CENTRAL MICHIGAN	9:41.99	Bob Duerusen, Brian Vier, Jim Baker, Jeff Drenth
8.	KANSAS	9:42.34	David Cole, 2:58.2; Mark Rau, 46.5; Van Schaffer, 1:49.9; Tim Gundy, 4:07.8
9.	WESTERN MICHIGAN	9:43.5	Gordon McIntosh, Jim Sheppard, John Winterbottom, Kerry Barnett
10.	SOUTHWESTERN LOUISIANA	9:49.43	Pat McGrath, Graeme Saker, Charles DeRouselle, Curtis Washington
11.	WISCONSIN	9:51.7	Mark Sisson, Joe Kapheim, Jeff Loker, John Easker

DISTANCE MEDLEY RELAY, University Final, Cont'd.

EVENT 34

12.	MISSISSIPPI	9:51.81	Victor Shine, 2:59.3; Tim Magee, 48.8; Nicky Nelson, 1:51.3; Doug Smith, 4:12.4
13.	COLORADO	9:53.2	Mick Bannister, Colin Harris, Jeff Pixler, Mark Scrutton
14.	MISSOURI	9:54.4	Mike Gaughran, Jim Chandler, Todd Warner, Jim Jennings
15.	NEBRASKA	9:56.2	Mark Gokie, Charles Lawrence, Mark Cunby, Kurt Russell
16.	PURDUE	9:58.22	Jim Nagle, Regan Scruggs, Troy Furniwall, Bill Shuey
17.	IOWA	9:58.22	Dan Waters, Ken Williams, Tom Korb, Ceasar Smith
18.	DRAKE	10:01.3	Mike O'Connor, Duane Bryght, Richard Beringer, John Riley
19.	INDIANA STATE	10:01.6	Brad Cooper, Larry Ashipa, Glenn Ridlie, Fréd Crawford
20.	NORTHERN IOWA	10:03.4	Kirk Anderson, Mike DeBo, Steve Muntz, Carlos Valdez
21.	MURRAY STATE	10:03.8	William Jordan, Camiela Hinds, Jeff Stipp, Gary Ribbons
22.	BRADLEY	10:05.4	Eric Huey, Troy Piper, Terry Teague, Rich Kruiswyk
23.	DE PAUL	10:07.2	Jim Dzwierzynski, James Birgans, Cutberto Viramontes, Eric Camplin
24.	EASTERN ILLINOIS	10:09.1	Drew Geisler, Gary Hudson, Dave Houston, Paul West
	IOWA STATE -- Disqualified -- 3rd man fouled -- ran 9:54.60		

4 X 110-METER SHUTTLE HURDLE RELAY, University & College Final

EVENT 42

1.	MIDDLE TENNESSEE	56.73	Ron Davis, 14.7; Andre Kirnes, 14.1; Kenny Nesbitt, 14.5; Miguel Williams, 13.4
2.	WISCONSIN	57.81	Jack Smithback, Al Toon, Joe Paoli, Wayne Roby
3.	NEBRASKA	58.04	Vernon Massey, Scott Marshall, J. Jones, Ed Ross
4.	IOWA	58.16	Tom Lund, Chris Williams, Gary Jacobeson, Ronnie McCoy



SATURDAY AFTERNOON UNIVERSITY & COLLEGE FINAL RESULTS CONT'D.110-METER HIGH HURDLES, University-College, Final

EVENT 28

TIES DRAKE RELAYS RECORD - Tony Dees, Mississippi 13.68 - 1983

Wind .33

1.	Tony Dees	MISSISSIPPI	13.68
2.	Malcom Dixon	MISSOURI	13.77
3.	Alex Washington	WESTERN MICHIGAN	13.82
4.	Henry Andrade	SOUTHERN METHODIST	13.91
5.	Albert Jones	OKLAHOMA STATE	14.11
6.	Wayne Roby	WISCONSN	14.15
7.	Miguel Williams	MIDDLE TENNESSEE	14.20
8.	Ronnie McCoy	IOWA	14.21

100-METER DASH, University-College, Final

EVENT 29

Wind .72

1.	Emmit King	ALABAMA	10.15
2.	Calvin Smith	ALABAMA	10.16
3.	Vince Courville	RICE	10.24
4.	Neal Jessie	GEORGIA	10.43
5.	Thurston Ross	GRAMBLING STATE	10.52
6.	Mike Ockerman	DRAKE	10.55
7.	Steve Bridges	WESTERN KENTUCKY	10.56
8.	Jeff Nielsen	SIMPSON	10.92

400-METER DASH, Women's Invitationa, Final

EVENT 30

DRAKE RELAYS RECORD - Merlene Ottey, Nebraska 51.45 - 1983

1.	Merlene Ottey	NEBRASKA	51.45
2.	Merry Johnson	METROPLEX STRIDERS	53.30
3.	Lisa Sparks	ARKANSAS	53.45
4.	Carlton Blackman	DRAKE	53.76
5.	Lorna Tucker	KANSAS	54.48
6.	Marcia Tate	NEBRASKA	55.1
7.	Annette Campbell	OKLAHOMA	55.9
8.	Belinda Little	ALABAMA	55.9

200-METER DASH, Men's Special Invitational, Final

EVENT 31

DRAKE RELAYS RECORD - Jeff Patrick, Iowa 20.47 - 1983

Wind .90

1.	Jeff Patrick	IOWA	20.47
2.	Stanley Blalock	GEORGIA	20.50
3.	Alvin McNair	PURDUE	20.85
4.	Tony Dees	MISSISSIPPI	20.87
5.	Albert Robinson	INDIANA	21.06
6.	Tim Williams	SOUTHEAST MISSOURI STATE	21.07
7.	Charles Lawrence	NEBRASKA	21.40
8.	Byron Harris	TOLEDO	21.47

SATURDAY AFTERNOON UNIVERSITY & COLLEGE FINAL RESULTS CONT'D.4x100-METER RELAY, Iowa College, Final

EVENT 32

1. WESTMAR	43.44	James Green, Wayne Ramaker, Tom Martin, Warren McGee
2. BUENA VISTA	44.00	Jim Ewoldt, Scott Randall, Bruce Masteller, Marc Kerscher
3. GRINNELL	44.79	Robert Curley, Doug Wright, Tom Dare, Phil Heideman
4. WILLIAM PENN	45.28	Darryl Williams, John Thompson, Frank Wachtehead, Jay Dove
5. DORDT	47.84	Steve Schuring, Greg Dyk, Dan Kroeze, Russ Smith

4x100 METER RELAY, College, Final

EVENT 37

1. WAYLAND BAPTIST	41.17	Willie Dodd, Ray Smith, Norman Brown, Robert Johnson
2. LINCOLN	41.30	William Lacey, Darryl Taylor, Phillip Pierre Lovis, Wade Chism
3. CHICAGO STATE	41.41	Sylvester Wiley, Jimmy McGriff, Vincent Yokley, Stanley Griffin
4. CALIFORNIA POLY-POMONA	41.42	Rick Gundrum, Tyrone Robinson, Jeff Williams, Bruce Burrage
5. NORTHWEST MISSOURI	41.48	Alan McCrary, James Robinson, Willie Law, Larry Stillman
6. NEBRASKA WESLEYAN	43.10	Willie Wilson, Eron Keely, Tom Ritterbush, Matt Michow
NORTH DAKOTA STATE		

4x400-METER RELAY, Iowa Colle

EVENT 39

1. WESTMAR	3:19.59	James Green, Randy Ramaker, Wayne Ramaker, Warren McGee
2. BUENA VISTA	3:24.18	Mike Bengen, Scott Randall, Bruce Mastellar, Marc Kerscher
3. DORDT	3:27.69	Steve Schuring, Dan Kroeze, Greg Dyk, Russ Smith

400-METER DASH, Men's Special Invitational, Final

EVENT 41

1. Leroy Dixon	WISCONSIN	45.63
2. Darrell Robinson	WASHINGTON TRACK CLUB	45.92
3. Sunday Uti	IOWA STATE	46.03
4. Mike Bradley	KANSAS STATE	46.25
5. Deon Hogan	KANSAS	46.55
6. Kevin Peppers	WICHITA STATE	46.61
7. Tim Johnson	MIDDLE TENNESSEE	47.4
8. Van Percy	NOTRE DAME	47.8



4 X 100-METER RELAY, University Final

EVENT 38

1.	ALABAMA	38.96	Emmit King, Lamar Smith, Calvin Smith, Walter Monroe
2.	WASHINGTON	39.32	Dennis Brown, Sterling Hinds, Bryon Howell, LaNoris Marshall
3.	TEXAS CHRISTIAN	39.45	Philip Epps, David Walker, James Richards, James Maness
4.	GEORGIA	39.51	Neal Hessie, Lester Benjamin, Stanley Blalock
5.	IOWA	39.90	Gordon Beecham, Terrance Duckett, Victor Greer, Jeff Patrick
6.	RICE	39.94	Sherman Hall, Terry Jones, John Bell, Vince Courville
7.	MISSOURI	41.84	Malcolm Dixon, Yussuf Alli, Adolphus Onua, Chidi Imol

NEW DRAKE RELAYS RECORD: Alabama - 38.96

Old Record: Auburn, 1978 - 39.31

SPRINT MEDLEY RELAY, Women's Invitational Final

EVENT 40

1.	PRAIRIE VIEW	1:38.76	Lynne Gamble; Deirdre Jackson; Norrie McAfee; Easter Gabriel, 51.3
2.	EASTERN ILLINOIS	1:41.57	Sonya Brown; Renee Johnson; Charmaine Carrethers; Gail Stephens, 54.0
3.	NEBRASKA	1:41.79	Angela Thacker; Debra Powell; Rhonda Blanford; Jennie Gorham, 54.5
4.	MISSOURI	1:42.17	Kellee Eubanks; Lanita Little; Rufina Ubah; Rose Jackson, 53.0
5.	WISCONSIN	1:42.4	Dorothea Brown; Kris Eiring; Lisa Golemb; Jackie Malone, 55.8
6.	LINCOLN	1:43.3	Vivian Hardy; Vickie Boone; Cynthia Collier; Leisa Davis, 53.5
7.	SOUTHEAST MISSOURI STATE	1:44.2	Stephanie Havis; Sandra Kenkins; Jacquelyn Gregware; Kathleen Hudson, 55.8
8.	ADAMS STATE	1:44.5	Connie Calkin; Patty Babliewich; Lori Risenhoover; Julie Jenkins, 57.1

NEW DRAKE RELAYS RECORD: Prairie View - 1:38.76

Old Record: Prairie View, 1978 - 1:38.89

3,000-METER STEEPLECHASE, University & College Final

EVENT 43

1.	Mark Smith	SOUTHEAST MISSOURI	8:42.74
2.	Carmelo Rios	CAL POLY-SLO	8:42.92
3.	Mike Vanatta	SOUTHEAST MISSOURI	8:45.52
4.	Marc Adam	NEBRASKA	8:46.1
5.	Steve Reighard	EASTERN MICHIGAN	8:48.1
6.	Tom Irmen	MICHIGAN STATE	8:50.1
7.	Jim Ryan	NORTHWEST MISSOURI	8:53.4
8.	Kevin Tribbett	PURDUE	8:59.1
9.	John Kromer	MINNESOTA	8:59.5
10.	William Moore	RICE	9:00.8
11.	Brad Braunberger	JAMESTOWN	9:01.3



3,000-METER STEEPLECHASE, University & College Final, Cont'd.

EVENT 43

12.	Tim Wilson	WICHITA STATE	9:04.6
13.	Waid Johnson	DRAKE	9:06.9
14.	Scott Jenkins	WISCONSIN	9:07.7
15.	Paul Skei	MISSOURI	9:08.6
16.	Joel McKinney	EASTERN ILLINOIS	9:11.5
17.	Mark Sybilrud	MANKATO STATE	9:14.1
18.	Dan Reese	COLORADO	9:15.4
19.	Jukka Viitasaari	ORAL ROBERTS	9:21.5
20.	Jim Whitcomb	NORTHERN IOWA	9:23.2
21.	Marty Sprague	NORTHEAST MISSOURI	9:37.8

SPRINT MEDLEY RELAY, College Final

EVENT 45

1.	SOUTHEAST MISSOURI	3:19.88	Lee Brock; Tim Williams; Rob Thomas, 45.7; Carl Bell, 1:51.1
2.	NEBRASKA-OMAHA	3:20.18	Tim Freeberg, Lawrence Allen, Al McLaughlin, Mike Jones
3.	SOUTH DAKOTA	3:23.72	Mick David, Kevin Hoefling, Dave Case, Mike Martin
4.	DOANE	3:24.94	Kevin Henning, Brent Harsin, Cliff Kester, Darren Harson
5.	WAYLAND BAPTIST	3:25.37	Willie Dodd; Ray Smith; Norman Brown; Ricky Lozoya, 1:55.5
6.	NORTHWEST MISSOURI STATE	3:26.6	Alan McCrary, Larry Stillman, James Robinson, Paul White
7.	HAMLIN	3:30.4	Todd Lyscio, Ray Goodwin, Cliff James, Larry Dahms
8.	NORTH DAKOTA STATE	3:32.2	Stacy Robinson, John Bodine, Scott Wilkinsin, Rob Carney

SPRINT MEDLEY RELAY, University Final

EVENT 46

1.	ALABAMA	3:12.19	Lamar Smith; Calvin Smith; Terry Menefee, 45.4; William Wuyke, 1:46.1
2.	RICE	3:12.77	Terry Jones; Vince Courville; John Bell, 44.9; Gawain Guy, 1:46.7
3.	IOWA	3:16.54	Victor Greer; Jeff Patrick; Terrance Duckett, 44.8; Paul Chepkwony, 1:51.3
4.	PURDUE	3:18.55	Don Anderson, Brian Miller, Al McNair, Neil Carter
5.	EASTERN MICHIGAN	3:19.22	Dave Phillips, Daryl Curry, Dave Beasley, Earl Jones
6.	GRAMBLING	3:21.43	Thurston Ross, Orish Corbin, Darryl Warrne, Anthony West
7.	DRAKE	3:23.1	Mike Ockerman, Les White, Greg Hennessy, Sterling Martin
8.	MISSOURI	3:23.3	Malcolm Dixon; Chidi Imoh; Jim Chandler, 46.9; John Dalton, 1:52.7

NEW DRAKE RELAYS &amp; COLLEGIATE RECORD: Alabama - 3:12.19

Old Record: Oklahoma, 1981 - 3:13.39

ALSO WORLD BEST RECORD (no official world record)



800-METER RUN, Men's Special Invitational Final

EVENT 47

1.	Joel Ngetich	4 Corner Track Club	1:46.99
2.	Scott Rider	Athletes in Action	1:48.28
3.	Mike Anderson	OHIO STATE	1:49.29
4.	Randy Wilson	Knoxville, Iowa	1:49.71
5.	Alonzo Babers	AIR FORCE	1:50.14
6.	Scott Davis	MISSOURI	1:50.7
7.	David Uhrich	MARQUETTE	1:50.9
8.	Mark Winzenreid	Univ. of Chicago Track Club	1:51.7

800-METER RUN, Women's Invitational Final

EVENT 48

1.	Sue Addison	Athletics West	2:03.75
2.	Suzanne Sheffield	TEXAS A & M	2:06.50
3.	Jacqui Sedwich	MICHIGAN STATE	2:06.01
4.	Stacey Zartler	Metroplex Striders	2:06.50
5.	Sue Spalholz	WISCONSIN	2:07.15
6.	Marie Simonsson	DRAKE	2:08.90
7.	Lynn Biggs	MISSOURI	2:09.9
8.	Jody Eder	MINNESOTA	2:10.5
9.	Cynthia Bosie	PRAIRIE VIEW	No Time
10.	Gretchen Grier	ILLINOIS	No Time

1,500-METER RUN, University & College Final

EVENT 50

1.	Bob Verbeeck	IOWA STATE	3:42.88
2.	Mark Kennard	MISSOURI	3:45.07
3.	Dan Shamiyeh	EASTERN MICHIGAN	3:45.28
4.	Thomas Quigley	WISCONSIN	3:46.42
5.	Pat McGrath	SOUTHWESTERN LOUISIANA	3:47.05
6.	Rob Langstaff	AIR FORCE	3:47.21
7.	William Johnston	TEXAS CHRISTIAN	3:47.48
8.	Jim Moyar	NOTRE DAME	3:47.8
9.	Kurt Liechty	WESTERN MICHIGAN	3:52.0

4 X 400-METER RELAY, Women's Invitational Final

EVENT 53

1.	NEBRASKA	3:34.82	Nicole Ali, 55.1; Angela Thacker, 53.2; Marcia Tate, 53.9; Merlene Ottey, 52.5
2.	PRAIRIE VIEW	3:35.62	Lillie Taylor, 54.8; Norrie McAfee, 54.8; Lynne Gamble, 53.6; Easter Gabriel, 52.5
3.	SOUTHERN	3:44.75	Rhonda Scott, 54.3; Wanda Nicholson, 54.7; Kathy Freeman, 53.9; Lisa Pinkney, 54.4
4.	INDIANA STATE	3:44.5	Teresa Sanders, Lessie Evans, Carol Stone, Dana Miles
5.	DRAKE	3:44.75	Deborah Ross, Carrie Little, Ann Cochran, Carlton Blackman
6.	WESTERN ILLINOIS	3:45.4	Kathy Koch, 57.7; Kathy Taylor, 55.4; Linda Schockmel, 56.7; Cellie Watson, 55.5
7.	ADAMS STATE	3:48.5	Connie Calkin, Mary Sedall, Patty Babkiewich, Julie Jenkins

NEW DRAKE RELAYS RECORD: Nebraska - 3:34.82

Old Record: Prairie View, 1980 - 3:36.07

DR. CHANNING SMITH 4 X 400-METER RELAY, College Final

EVENT 54

1.	NORTHWOOD	3:10.24	Dennis Moore, 47.1; Steve Loria, 49.0; Kim McCoy, 47.6; Kevin Jones, 46.6
2.	NORTHWEST MISSOURI STATE	3:11.65	James Robinson, 46.7; Eugene Stillman, 49.3; Willie Law, 47.6; Larry Stillman, 48.0
3.	AUGUSTANA-SOUTH DAKOTA	3:13.06	Todd Hernandez, 49.2; Mark Palen, 49.3; Tom Brown, 48.7; Jeff Gross, 45.8
4.	NEBRASKA-OMAHA	3:13.29	Tim Freeburg, Brad Cleaveland, Lawrence Allen, Al McLaughlin
5.	WISCONSIN-STEVENSON POINT	3:13.61	Al Hilgenlorf, Eric Parker, Tim Lau, Steve Brilowski
6.	SOUTH DAKOTA STATE	3:15.3	Scott Munger, Everett Beghart, Ervin Gebhart, Jeff Tiefenthaler
7.	DOANE	3:16.3	Brent Harsin, John Cox, Darren Harsin, Cliff Kester
	SOUTHEAST MISSOURI STATE -- Disqualified -- # 3 runner impeded another -- Ran 3:12.65		

JOHN L. GRIFFITH 4 X 400-METER RELAY, University Final

EVENT 55

1.	SOUTHERN METHODIST	3:03.21	Russell Mitchell, 46.6; Rod Jones, 46.3; Eric Josjo, 45.4; Leslie Brooks, 44.9
2.	TEXAS CHRISTIAN	3:03.24	Joel Willis, 47.1, James Richards, 45.5; Keith Burnett, 45.0; David Walker, 45.6
3.	MICHIGAN STATE	3:03.68	Corky Wilkins, 46.9; Kelvin Scott, 46-1; Marcus Sanders, 46.3; Eliot Tabron, 44.3
5.	ALABAMA	3:07.35	Allen Buford, 46.8; Lamar Smith, 46.9; Calvin Smith, 46.2; William Wuyke, 47.4
5.	MIDDLE TENNESSEE	3:07.35	Herb Newton, 46.8; Perald Ellis, 46.9; Tim Johnson, 46.2; Kenny Nesbitt, 47.4
6.	SOUTHERN	3:08.39	Don Washington, Leon Moore, Brian Simpson, Donald Winey
	MISSISSIPPI -- Did Not Finish		

NEW DRAKE RELAYS RECORD: Southern Methodist - 3:03.21

Old Record: Southern, 1981 - 3:04.01



DR. CHANNING SMITH 4 X 400-METER RELAY, College Final

EVENT 54

1.	NORTHWOOD	3:10.24	Dennis Moore, 47.1; Steve Loria, 49.0; Kim McCoy, 47.6; Kevin Jones, 46.6
2.	NORTHWEST MISSOURI STATE	3:11.65	James Robinson, 46.7; Eugene Stillman, 49.3; Willie Law, 47.6; Larry Stillman, 48.0
3.	AUGUSTANA-SOUTH DAKOTA	3:13.06	Todd Hernandez, 49.2; Mark Palen, 49.3; Tom Brown, 48.7; Jeff Gross, 45.8
4.	NEBRASKA-OMAHA	3:13.29	Tim Freeburg, Brad Cleaveland, Lawrence Allen, Al McLaughlin
5.	WISCONSIN-STEVENSON POINT	3:13.61	Al Hilgenlorf, Eric Parker, Tim Lau, Steve Brilowski
6.	SOUTH DAKOTA STATE	3:15.3	Scott Munger, Everett Beghart, Ervin Gebhart, Jeff Tiefenthaler
7.	DOANE	3:16.3	Brent Harsin, John Cox, Darren Harsin, Cliff Kester
	SOUTHEAST MISSOURI STATE -- Disqualified -- # 3 runner impeded another -- Ran 3:12.65		

JOHN L. GRIFFITH 4 X 400-METER RELAY, University Final

EVENT 55

1.	SOUTHERN METHODIST	3:03.21	Russell Mitchell, 46.6; Rod Jones, 46.3; Eric Josjo, 45.4; Leslie Brooks, 44.9
2.	TEXAS CHRISTIAN	3:03.24	Joel Willis, 47.1, James Richards, 45.5; Keith Burnett, 45.0; David Walker, 45.6
3.	MICHIGAN STATE	3:03.68	Corky Wilkins, 46.9; Kelvin Scott, 46-1; Marcus Sanders, 46.3; Eliot Tabron, 44.3
5.	ALABAMA	3:07.35	Allen Buford, 46.8; Lamar Smith, 46.9; Calvin Smith, 46.2; William Wuyke, 47.4
5.	MIDDLE TENNESSEE	3:07.35	Herb Newton, 46.8; Perald Ellis, 46.9; Tim Johnson, 46.2; Kenny Nesbitt, 47.4
6.	SOUTHERN	3:08.39	Don Washington, Leon Moore, Brian Simpson, Donald Winey

MISSISSIPPI -- Did Not Finish

NEW DRAKE RELAYS RECORD: Southern Methodist - 3:03.21  
 Old Record: Southern, 1981 - 3:04.01

## WOMEN'S INVITATIONAL DISCUS FINAL

Event 66

1.	Pia Iacona, ALABAMA	54.24m	177-11½
2.	Penny Neer, ANN ARBOR TRACK CLUB	53.52m	175-7
3.	Lynn Anderson, MINNEAPOLIS, MINNESOTA	53.20m	174-6½
4.	Denise Wood, KNOXVILLE TRACK CLUB	52.82m	173-3½
5.	Pinkie Suggs, KANSAS STATE	49.50m	162-5
6.	Robin Small, SIOUX CITY, IOWA	48.68m	159-8½
7.	Karen McDonald, KNOXVILLE TRACK CLUB	47.30m	155-2
8.	Becky Fettig, MINNESOTA	46.26m	151-9
9.	Karen Wood, NEBRASKA	44.82m	147-0½
10.	Lisa Naumann, INDIANA STATE	44.46m	145-10
11.	Becky McGranahan, KANSAS	44.10m	144-8
12.	Katie Osbourn, NEBRASKA	44.02m	144-5
13.	Lisa Bossch, KANSAS	43.60m	143-0½
14.	Karen Waddell, PRAIRIE VIEW	43.32m	142-1½
15.	Sally Thurow, MANKATO STATE	42.78m	140-4
16.	Pam Schmidt, MIDLAND	42.66m	139-11½
17.	Lana Boydston, ARKANSAS	42.50m	139-5
18.	Gail Smith, IOWA	42.44m	139-3
19.	Mary Hyder, MISSOURI	42.36m	139-0
20.	Rhonda McCausland, SOUTHERN ILLINOIS	41.90m	137-5½
21.	Kari Hagby, KANSAS	41.42m	135-11
22.	LuAnn Soderling, NEBRASKA WESLEYAN	41.10m	134-10
23.	Patricia Washington, SOUTHEAST MISSOURI	41.08m	134-9
24.	Janet Flewell, MINNETONKA, MINNESOTA	41.06m	134-8½
25.	Martha Jugah, LINCOLN	41.04m	134-8
T26.	Rhonda Lint, SOUTHWEST STATE	40.70m	133-6
	Kirsten Olson, MANKATO STATE	40.70m	133-6
28.	Karla Brotherton, SOUTH DAKOTA STATE	40.68m	133-5½
29.	Julie Rask, MINNESOTA	40.06m	131-5
30.	Loreena Anderson, MINNESOTA	39.84m	130-8½
31.	Nancy Asche, CONCORDIA, NEBRASKA	39.76m	130-5
32.	Evonne Vaplon, FARGO, NORTH DAKOTA	39.36m	129-1½
33.	Veronika Platzer, GRINNELL	39.32m	129-0
34.	Renee Carlson, NORTH DAKOTA STATE	39.28m	128-10½
35.	Cindy Young, ADAMS STATE	39.14m	128-5
36.	Mary Ford, ILLINOIS	38.56m	126-6
37.	Carol Mazikowski, ILLINOIS	38.22m	125-5
38.	Connie White, IOWA STATE	37.76m	123-11
39.	Rhonda Nicholson, NEBRASKA	37.74m	123-10
40.	Melanie Heitman, IOWA STATE	37.26m	122-3
41.	Lori Dubbelde, SOUTH DAKOTA STATE	36.88m	121-0
42.	Dalanne Podenski, WYOMING	35.86m	117-8
43.	Cindy Lensmire, WISCONSIN-LA CROSSE	ND (3 scratches)	



## UNIVERSITY AND COLLEGE TRIPLE JUMP FINAL

Event 67

1.	Eddie Loyd, MIDDLE TENNESSEE	16.27m	53-4 $\frac{1}{2}$
2.	Freddie Thompson, NORTHEAST MISSOURI	15.65m	51-4 $\frac{3}{4}$
3.	Darren Blair, NORTHEAST MISSOURI	15.58m	51-1 $\frac{1}{2}$
4.	Joe Bass, ILLINOIS STATE	15.49m	50-9 3/4
5.	Ferlenzo Holmes, SOUTHERN	15.46m	50-8 3/4
6.	James Moi, IOWA STATE	15.23m	49-11 3/4
7.	Ian Ellis, WESTERN MICHIGAN	15.19m	49-10
8.	Tom Webb, WICHITA STATE	15.02m	49-3 $\frac{1}{2}$
9.	Bamson Fadipe, NORTH DAKOTA STATE	15.01m	49-3
10.	Lenard Spicer, BRADLEY	14.85m	48-8 3/4
11.	Deland Taylor, IOWA STATE	14.72m	48-3 $\frac{1}{2}$
12.	Fred Lewis, KANSAS	14.67m	48-1 $\frac{1}{2}$
13.	Tom Weatherspoon, WISCONSIN-STEVENS POINT	14.58m	47-10
14.	Chuck Meyer, COE	14.57m	47-9 3/4
15.	Nick Kohler, ADAMS STATE	14.45m	47-5
16.	Mike Lacy, IOWA	14.20m	46-7
17.	Earl Whiting, SOUTHEAST MISSOURI	14.05m	46-1 $\frac{1}{2}$
18.	Jim Bevan, ADAMS STATE	13.78m	45-2 $\frac{1}{2}$
19.	Doug Bushman, ILLINOIS STATE	13.75m	45-1 $\frac{1}{2}$
T20.	Charles Nance, CLARK	ND	
	Lorin Larsen, DAKOTA STATE	ND	
	Steve Banks, EASTERN MICHIGAN	ND	

## UNIVERSITY AND COLLEGE SHOT PUT FINAL

Event 70

1.	Michael Carter, SOUTHERN METHODIST	20.89m	68-6 $\frac{1}{2}$
2.	Mike Manders, HAMLINE	18.87m	61-11
3.	Gregg Bartlett, KANSAS STATE	18.74m	61-5 3/4
4.	Clint Johnson, KANSAS	17.76m	58-3 $\frac{1}{4}$
5.	Greg Weber, CINCINNATI	17.37m	57-0
6.	Bruce Ewen, ILLINOIS STATE	17.33m	56-10 $\frac{1}{4}$
7.	Andy Gillam, KANSAS STATE	17.25m	56-7 $\frac{1}{4}$
8.	Paul Kendrick, HAMLINE	16.83m	55-2 $\frac{1}{2}$
9.	Robert Sippid, SOUTHWEST LOUISIANA	16.81m	55-1 3/4
10.	Jeff Lehmann, ILLINOIS	16.58m	54-4 3/4
11.	Todd Hoover, MICHIGAN STATE	16.55m	54-3 $\frac{1}{2}$
12.	Arnie Doden, NORTHERN IOWA	16.35m	53-7 3/4
13.	Alec Meinke, NORTHEAST MISSOURI	16.31m	53-6 $\frac{1}{2}$
14.	Charlie White, NORTHWEST MISSOURI	16.11m	52-10 $\frac{1}{2}$
15.	Mark Debniak, CENTRAL MICHIGAN	15.92m	52-2 3/4
16.	Don Harrison, MISSISSIPPI	15.71m	51-6 $\frac{1}{2}$
17.	Gary Kostrubula, IOWA	15.65m	51-4 $\frac{1}{4}$
18.	Phil Hatfield, INDIANA STATE	15.62m	51-3
19.	Norm Balke, IOWA	15.57m	51-1
20.	Tim Brandt, PURDUE	15.28m	50-1 $\frac{1}{2}$
21.	Rich Baader, ILLINOIS	ND (3 scratches)	

## UNIVERSITY AND COLLEGE POLE VAULT FINAL

Event 68

1.	Doug Lytle, KANSAS STATE	5.48m	18-0
2.	Jeff Buckingham, KANSAS	5.38m	17-8
3.	Glen Loontjer, NEBRASKA	5.28m	17-4
4.	Paul Brattlof, RICE	5.28m	17-4
5.	Curt Geerlings, CENTRAL MICHIGAN	5.18m	17-0
6.	Andy Barmes, ILLINOIS	5.18m	17-0
7.	Jim Johnston, PURDUE	5.18m	17-0
8.	Russ Adams, NORTHERN IOWA	5.03m	16-6

OTHERS CLEARING HEIGHTS

Daren Pahl, MURRAY STATE  
 Baker Vinci, MISSISSIPPI  
 Dave Wenberg, HAMLINE  
 Kevin James, DRAKE  
 Tim Mooney, IOWA STATE

Joe Dial, OKLAHOMA STATE  
 Grey Rappe, LOUISIANA STATE  
 Stuart Hall, MISSOURI  
 Jim Metzger, KANSAS  
 Tracy Slodobnik, NEBRASKA-OMAHA  
 Dave Brodhacker, MISSOURI  
 Brian Miller, WESTERN MICHIGAN  
 Troy Becker, NORTHERN IOWA  
 Mike Erickson, NEBRASKA  
 John Rockhold, NORTHWEST MISSOURI  
 Mark Phillips, NORTHWEST MISSOURI  
 Matt Kolb, MANKATO STATE  
 Tom Stacey, IOWA STATE  
 Steve Brewer, IOWA

## UNIVERSITY AND COLLEGE HIGH JUMP FINAL

Event 69

1.	Brian Tietjens, IOWA STATE	2.26m	7-5**
2.	Ben Lucero, MISSOURI	2.21m	7-3 $\frac{1}{4}$
3.	Greg Brewer, OKLAHOMA STATE	2.21m	7-3 $\frac{1}{4}$
T4.	Mike Pascuzzo, MARYLAND	2.16m	7-1 $\frac{1}{4}$
	Kenneth Winey, SOUTHERN	2.16m	7-1 $\frac{1}{4}$
6.	Daryl Dismond, MICHIGAN STATE	2.16m	7-1 $\frac{1}{4}$
7.	Charles Willibanks, GEORGIA	2.16m	7-1 $\frac{1}{4}$
8.	Gail Olson, ILLINOIS	2.16m	7-1 $\frac{1}{4}$
9.	Paul Piwinski, MICHIGAN STATE	2.16m	7-1 $\frac{1}{4}$

OTHERS

Ernest Patterson, MURRAY STATE  
 Darryl Morgan, ILLINOIS STATE  
 Chuck Clay, EASTERN MICHIGAN  
 Dan Bice, NEBRASKA-OMAHA



UNIVERSITY AND COLLEGE HIGH JUMP FINAL CONT'D

Event 69

Matt Baldus, CENTRAL MICHIGAN  
 Al Troyer, WICHITA STATE  
 Pat Craig, KANSAS  
 William Johnson, SOUTHEAST MISSOURI  
 Steve Weaver, NORTHERN IOWA  
 Eric Smith, ORAL ROBERTS  
 Dale Acton, IOWA STATE

Bill Thomas, NORTHERN COLORADO  
 Mark Todd, WICHITA STATE  
 Steve Cotton, KANSAS STATE  
 Rodney Johnson, CINCINNATI  
 Nate Law, WESTERN MICHIGAN  
 Randy DeBuhr, MIDLAND  
 Ather Keys, AKRON  
 Chuck Constable, NOTRE DAME  
 Paul Moncrief, AKRON  
 Gerald Tanner, NORTHEAST MISSOURI  
 Jack Smithback, WISCONSIN  
 Kevin Markets, SOUTHEAST MISSOURI  
 Ken Larson, MANKATO STATE  
 Mike Lacy, IOWA  
 Darrrell Waite, KANSAS STATE

\*\*Drake Relays Record--7-5; previous record David Puvogel, WICHITA STATE, 1982, 7-4½

## WOMEN'S INVITATIONAL SHOT PUT FINAL

Event 71

1.	Denise Wood, KNOXVILLE TRACK CLUB	15.84m	51-11 3/4
2.	Karen Waddell, PRAIRIE VIEW	15.23m	49-11 3/4
3.	Karen Nitsch, WISCONSIN	14.90m	48-10 3/4
4.	Stine Lerdahl, KANSAS	14.83m	48-8
5.	Karen Wood, NEBRASKA	14.83m	48-8
6.	Pinkie Suggs, KANSAS STATE	14.81m	48-7
7.	Gail Smith, IOWA	14.40m	47-3
8.	Cindy Lensmire, WISCONSIN-LA CROSSE	14.29m	46-10½
9.	Vivian Fisher, MICHIGAN STATE	14.22m	46-7 3/4
10.	Dalanne Podenski, WYOMING	14.08m	46-2¼
11.	LuAnn Soderling, NEBRASKA WESLEYAN	13.93m	45-8½
12.	Fay Farrar, MINNESOTA	13.92m	45-8
13.	Vicky Walters, ILLINOIS	13.45m	44-1½
14.	Marilyn Banks, ARKANSAS	13.41m	44-0
15.	Diane Nordstrom, WISCONSIN	13.39m	43-11¼
16.	Marlene Frahm, NORTHEAST MISSOURI	13.34m	43-9¼
17.	Becky Fettig, MINNESOTA	13.29m	43-7¼
18.	Stacy Hartman, PURDUE	13.17m	43-2½
19.	Carla Miller, PURDUE	13.16m	43-2¼
20.	Julie Rask, MINNESOTA	13.14m	43-1¼
21.	Delores Bennett, MICHIGAN STATE	13.11m	43-0¼
22.	Veronika Platzler, GRINNELL	13.04m	42-9½

WOMEN'S INVITATIONAL SHOT PUT FINAL CONT'D

Event 71

23.	Lisa Naumann, INDIANA STATE	13.01m	42-8 $\frac{1}{4}$
24.	Renee Carlson, NORTH DAKOTA STATE	12.79m	41-11 $\frac{1}{2}$
25.	Lana Boydston, ARKANSAS	12.78m	41-11 $\frac{1}{4}$
26.	Dorothy Copper, NORTHEAST MISSOURI	12.69m	41-7 $\frac{3}{4}$
27.	Kris Freeman, CONCORDIA-MINNESOTA	12.46m	40-10 $\frac{1}{2}$
28.	Susie Tindle, WESTERN ILLINOIS	12.21m	40-0 $\frac{3}{4}$
29.	Gay Hemphill, WAYLAND BAPTIST	12.12m	39-9 $\frac{1}{4}$
30.	Katie Osbourn, NEBRASKA	11.93m	39-1 $\frac{3}{4}$
31.	Rhonda Nicholson, NEBRASKA	11.82m	38-9 $\frac{1}{2}$

WOMEN'S INVITATIONAL LONG JUMP FINAL

Event 72

1.	Tudie McKnight, KANSAS	6.66m	21-10 $\frac{1}{4}$ **
2.	Becky Clayton, XX-CHAMPAIGN, ILLINOIS	6.19m	20-3 $\frac{3}{4}$
3.	Lori Risenhower, ADAMS STATE	6.12m	20-1
4.	Nine Williams, SOUTHERN ILLINOIS	6.10m	20-0 $\frac{1}{4}$
5.	Angela Thacker, NEBRASKA	6.05m	19-10 $\frac{1}{4}$
6.	Kelly Wenlock, KANSAS STATE	6.02m	19-9
7.	Deirdre Jackson, PRAIRIE VIEW	6.00m	19-8 $\frac{1}{4}$
8.	Cassandra Burkett, MICHIGAN STATE	5.95m	19-6 $\frac{1}{4}$
T9.	Marjan Goedhart, NEBRASKA	5.90m	19-4 $\frac{1}{4}$
	Lynne Gamble, PRAIRIE VIEW	5.90m	19-4 $\frac{1}{4}$
11.	Lisa Moats, NORTHEAST MISSOURI	5.86m	19-2 $\frac{3}{4}$
12.	Dean Stewart, SOUTHERN	5.77m	18-11 $\frac{1}{4}$
13.	Jane Mattke, MINNESOTA	5.73m	18-9 $\frac{1}{2}$
T14.	Linda Spenst, XX-ABBOTSFORD TRACK CLUB	5.70m	18-8 $\frac{1}{2}$
	Sharon Dollins, WISCONSIN	5.70m	18-8 $\frac{1}{2}$
T16.	LaRita Hawes, SOUTHEAST MISSOURI	5.69m	18-8
	Wendy Winters, WESTERN ILLINOIS	5.69m	18-8
18.	Myrna Moore, NORTHEAST MISSOURI	5.65m	18-6 $\frac{1}{2}$
19.	Jami Shores, WAYLAND BAPTIST	5.64m	18-6
20.	Wanda Harris, ARKANSAS	5.55m	18-2 $\frac{1}{2}$
21.	Kelle Eubanks, MISSOURI	5.53m	18-1 $\frac{3}{4}$
22.	Vicki Almeida, DRAKE	5.50m	18-0 $\frac{1}{2}$
23.	Sherry Tetu, MINNESOTA	5.48m	17-11 $\frac{3}{4}$
24.	Dorothea Brown, WISCONSIN	5.43m	17-9 $\frac{3}{4}$
25.	Demetra Fort, WAYLAND BAPTIST	5.35m	17-6 $\frac{3}{4}$
26.	Phyllis Wells, INDIANA STATE	5.33m	17-5 $\frac{3}{4}$
27.	Trish Eiting, INDIANA	ND (3 fouls)	

\*\*Drake Relays Record--21-10 $\frac{1}{4}$ ; previous record 20-11 $\frac{1}{2}$  by Lori Risenhower, ADAMS STATE, 198



## 74th ANNUAL DRAKE RELAYS

PRELIMS

DRAKE STADIUM, DRAKE UNIVERSITY, DES MOINES, IOWA

SATURDAY, APRIL 30, 1983

SATURDAY MORNINGOFFICIAL RESULTSUNIVERSITY & COLLEGE

WEATHER REPORT: 50° - Cloudy - 56% Humidity - Wind out of the North at 15 - Barometer Rising

NOTE: Results are on accutrack timer unless otherwise noted by an "h".

4 X 100-METER SHUTTLE HURDLE RELAY, University & College Prelims

EVENT 42

HEAT # 1

- |    |  |             |   |
|----|--|-------------|---|
| 1. | MIDDLE TENNESSEE                           | 57.28       | Ron Davis, Andre Kirnes, Kenny Nesbitt, Miguel Williams |
| 2. | ST. JOHNS                                  | 1:01.54     | Jim Gooley, Bob Sieh, Joe Morton, Bobby Loonar          |
|    | HAMLIN -- Disqualified -- #2 left early -- | Ran 1:01.54 |   |

HEAT # 2

- |    |                          |         |   |
|----|--------------------------|---------|---|
| 1. | SOUTHEAST MISSOURI STATE | 59.23   | Ken Brown, Leonard Scott, Ken McNair, Pat Mallett     |
| 2. | DOANE                    | 1:01.20 | Kurt Kremke, Steve Derr, Bill Clements, Scott Wichert |
| 3. | MANKATO STATE            | 1:01.49 | Rick Schroeder, Troy Spandl, Jeff Nystuen, Ken Larson |

HEAT # 3

- |    |   |             |  |
|----|---|-------------|--|
| 1. | WISCONSIN   | 57.93       | Jack Smithback, Al Toon, Joe Paoli, Wayne Roby   |
| 2. | NEBRASKA  | 58.75       | Vernon Massey, Scott Marshall, J. Jones, Ed Ross |
| 3. | MACALESTER  | 1:05.45     | Sean Heath, Steve Trkla, Rich Deeg, Ron Simonci  |
|    | AUGUSTANA-ILLINOIS -- Disqualified -- #2 left too soon -- | Ran 1:02.39 |  |

HEAT # 4

- |    |               |         |  |
|----|---------------|---------|--|
| 1. | IOWA          | 58.98   | Tom Lund, Chris Williams, Gary Jacobeson, Ronnie McCoy |
| 2. | IOWA STATE    | 59.09   | Dave Groen, Jay Williams, Richard Ellis, Walt Curry    |
| 3. | INDIANA STATE | 59.66   | Chuck Doppler, Jim Lentz, Steve Corbitt, Al Jamerson   |
| 4. | COE           | 1:04.41 | Dave Hienkel, Todd Brissey, Jeff Beer, Chuck Meyer     |

QUALIFIERS: Middle Tennessee, Wisconsin, Nebraska, Iowa

SPRINT MEDLEY RELAY, Women's Invitational Prelims

EVENT 40

HEAT # 1

1. PRAIRIE VIEW	1:39.98	Lynne Gamble; Deidre Jackson; Norrie McAfee; Easter Gabriel, 52.3
2. NEBRASKA	1:41.68	Angela Thacker; Debra Powell; Rhonda Blanford; Jennie Gorham, 55.9
3. MISSOURI	1:43.06	Kellee Eubanks; Lanita Little; Rufina Ubah; Rose Jackson, 56.1
4. ADAMS STATE	1:43.75	Connie Calkin; Patty Babliewich; Lori Risenhoover; Julie Jenkins, 56.8
5. SOUTHEAST MISSOURI STATE	1:44.6	Stephanie Havis; Sandra Kenkins; Jacquelyn Gregware; Kathleen Hudson, 56.6
6. IOWA STATE	1:45.1	Faith Richardson; Nancy Roeller; Colleen Hanna; Lois Groen, 56.4
7. INDIANA STATE	1:47.00	Judy Hazelett; Dana Miles; Teresa Sanders; Darcel Church, 56.9
GRAMBLING STATE -- Disqualified-- 2-3 passed too soon -- Ran 1:41.30		

HEAT # 2

1. EASTERN ILLINOIS	1:42.40	Sonya Brown; Charmaine Carrethers; Gail Stephens; Renee Johnson, 54.3
2. LINCOLN	1:43.75	Vivian Hardy; Vickie Boone; Cynthia Collier; Leisa Davis, 56.2
3. WESTERN ILLINOIS	1:45.41	Betsy Crouch; Linda Schockmel; Wendy Winters; Kathy Taylor, 56.3
4. DRAKE	1:46.2	Carrie Little; Julie Kauls; Denise Daebelliehn; Deborah Ross, 56.2
5. MIDLAND	1:49.7	Debra Davis; Dawn Kemp; Kari Kramme; Mary Drey
IOWA -- Disqualified -- 2-3 out of zone -- ran 1:44.23 -- anchor 54.4		
ARKANSAS -- Disqualified -- 2-3 out of zone -- ran 1:47.2 -- anchor 57.8		
SOUTHERN -- Disqualified -- 1-2 out of zone -- ran 1:59.6		

HEAT # 3

1. WISCONSIN	1:44.45	Dorothea Brown; Kris Eiring; Lisa Golemb; Jackie Malone
2. MANKATO STATE	1:46.09	Stephanie Farrington; Anne Christopherson; Jeri Domes; Michelle Olson, 56.6
3. MINNESOTA	1:47.37	Tracy Chestnut; Sherry Tetu; Judy Harju; Cathy Gorecki, 54.8
4. WISCONSIN-LA CROSSE	1:50.02	Patti Silvis; Laurie Hernke; Julann Zemlicka; Carol Stieber, 58.2
5. BRADLEY	1:51.0	Faye Barrett, Carolyn Lammersfeld, Estmi Codrington, Etoy Brown
6. NORTHWEST MISSOURI STATE	1:51.1	Deb Cross, Sandy Margis, Cindy Margis. LeeAnne Brown
7. WAYLAND BAPTIST	1:56.0	Demetra Fort; Jami Shores; Dnita Perry; Melba Lockett, 58.6
ILLINOIS -- Disqualified -- 2-3 out of zone -- ran 1:44.03 -- anchor 55.5		



SPRINT MEDLEY RELAY, Women's Invitational Prelims Cont'd.

EVENT 40

HEAT # 4

1. CENTRAL	1:46.46	Lisa Broek; Marti Haan; Marcie Thurn; Nancy Cisar, 56.4
2. NORTHEAST MISSOURI STATE	1:47.09	Myrna Moore; Libbi Chezum; Linda Mericle; Nancy Witte, 56.7
3. NORTHERN IOWA	1:49.47	Joe Ann Jackson; Chris Ropa; Mary Jaycox; Karla Federspiel, 57.8
4. KEARNEY STATE	1:50.90	Louise Winter; Wendy Schroeder; Sarah Reed; Lora Bolte, 58.6
5. WISCONSIN-STEVENS POINT	1:53.93	Alisa Holzendorf; Barb Nauschutz; Ann Broeckert; Cathy Ausloos, 1:02.9

HEAT # 5

1. NORTH DAKOTA STATE	1:50.79	Berta Rittenour; Lisa Swan; Linda Johnson; Debbie Rutt, 59.6
2. NEBRASKA WESLEYAN	1:52.21	Marla Hess; Denyse Atwell; Dawn Powell; Kelli Holton, 59.1
3. WARTBURG	1:53.26	Julie Harding; Becky Sullivan; Andrea Janssen; Liz Rogers, 57.4
4. DORDT	1:54.95	Dawn Kroon; Lynn Postma; Deb Top; Char VanderGriend, 1:00.0

QUALIFIERS: Prairie View, Nebraska, Eastern Illinois, Missouri, Adams State, Wisconsin, Lincoln, Southeast Missouri

## DRAKE RELAYS RECORDS

### MEN'S UNIVERSITY & COLLEGE and SPECIALS:

100-Meter Dash - (Prelims) Calvin Smith, Alabama, :10.11 (old mark, :10.24, Mel Lattany, Georgia, 1980).

4x200-Meter Relay - Texas Christian University, (Phillip Epps, David Walker, James Richards, James Maness) 1:20.84 (old mark, 1:21.08, Georgia, 1981).

200-Meter Dash - Jeff Patrick, Iowa, 20.47 (old mark, 20.50, James Mallard, Alabama, 1980).

Distance Medley Relay - Southern Methodist University (Rob Topping, Russell Mitchell, Ben Bor, Paul Rigut) 9:30.45 (old mark, 9:31.8y, Kansas State, 1972).

4x100-Meter Relay - Alabama (Enmit King, Lamar Smith, Calvin Smith, Walter Monroe) :38.96 (old mark, :39.31, Auburn, 1978).

Sprint Medley Relay - Alabama (Lamar Smith, Calvin Smith, Terry Menefee, William Wuyko) 3:12.1 (old mark, 3:13.39, Oklahoma, 1981).

High Jump - Brian Tietjens, Iowa State, 7-5 (old mark, 7-4 1/2, David Puvogel, Wichita State, 4x400-Meter Relay - Southern Methodist (Russell Mitchell, Rod Jones, Eric Josjo, Leslie Brooks) 3:05.21 (old mark, 3:04.01, Southern, 1981).

### WOMEN'S

Heptathlon - Jill Lancaster, Team Kangaroos, Norman, Oklahoma, 5,443 (old mark, Renee Nickles, Oklahoma, 5,544, 1982).

4x100-Meter Relay - Nebraska (Debra Powell, Rhonda Blanford, Angela Thacker, Merlene Ottey) :44.05 (old mark, :44.86, Nebraska, 1982).

400-Meter Intermediate Hurdles - Lynne Gamble, Prairie View, :58.11 (old mark, :58.59, Debbie Esser, Texas A&M TC, 1982).

Javelin - Denise Thiemard, Nebraska, 194-4 (old mark, 159-2 1/2, Cindy Crapper, Kentucky, 1

400-Meter Dash - Merlene Ottey, Nebraska, :51.45 (old mark, :52.64, Merlene Ottey, 1982).

Sprint Medley Relay - Prairie View, (Lynne Gamble, Deirdre Jackson, Norrie McAfee, Easter Gabriel) 1:38.76 (old mark, 1:38.89, Prairie View, 1978).

4x400-Meter Relay - Nebraska (Nicole Ali, Angela Thacker, Marcia Tate, Merlene Ottey) 3:54.82 (old mark, 3:36.07, Prairie View, 1980).

Long Jump - Tudie McKnight, Kansas, (6.66) 21-10 1/4 (old mark, 20-11 1/2, Lori Risenhower, MITCHELL SCHOOL BOYS Adams State, 1982).

Pole Vault - Preston Schmidt, Bettendorf, 16-0 (old mark, 15-0, Kevin Welu, Dubuque, Wahlert, 1

### MASTERS

800-Meter Run - Ralph Trimble, Urbana, Illinois, 1:59.36 (old mark, 2:00.58, Ralph Trimble, Urbana, Illinois, 1982).

### JUNIOR HIGH GIRLS

4x100-Meter Relay - Des Moines, Hoover (Denise Martin, Cari Salem, Barb Clift, Renita Jones) :52.45 (old mark, :52.49, Hiatt, 1979).

### RECORDS TIED

Men's 110-Meter High Hurdles - Tony Dees, Mississippi, :13.68 (ties with Dan Lavitt, Missouri, 1980).



## SATURDAY QUOTES

### Maggie Keys, winner, women's 5,000 meters in 16.03.9

I went into the race thinking I'm going to fee it out. I'm not going to go too fast and I'm not going to go too slow. I'll just hang back and let them do all the work.

I'm from California. About 5 weeks aog I moved to Kansas. I've been fighting this weather ever since.

It was a good effort, especially for my first outdoor race of the season.

### Joseph Kipsang, Iowa State, winner, men's 10,000 meters in 29.11.38

I knew I had to pull away. I thought there was someone behind me. That's why I ran so fast..I broke the school record by seven minutes.

Many guys were leading me but then I let them because it was windy.

### Purdue, winners of women's 4 x 800 meter relay 8.47.64

Becky Cotta, anchor: I din't know who was coming up behind me. I thought it might be Wisconsin, but I didn't think they were running strong enough to keep us with me.

Jynette Bonnievier, third leg: This one is always a fight between Purdue and Wisconsin and Minnesota is putting a good time together.

### Oklahoma Christian, winners of men's College Distance Medley Relay 9.53.98

Blake Smith, second leg: We like to run for the lead. We like to run out and then stay ahead.

Steven Guymon, anchor: I never outkick anybody, that's for sure. That's the first time I did that. We just wanted to stay ahead.

### Emmit King, winner, U&C 100-meter dash 10.15

(He and Smith) We run against each other and that helps. I run against him and he runs against me.

I feel like I'm right around the times I want to be for the 100.

When I'm running, there's really nothing until the end.

Indoors (SMITH) he wasn't running too good, outdoors we've been swapping back and forth

### Cindy Bremser, Wisconsin United, winner women's invitational 1,500 meter run 4.16.57

I din't know where anyone was. I felt tight at the end. It started to slow, I had to really pick it up at the end.

Next year will be my 10th year here. I'll take tham a year at a time.

It would have been nice to go a little faster, but the season is very young.

## DRAKE RELAYS QUOTES

Southern Methodist -- Winners of the Univ. 4 x 400 in 3:03.21 (NEW RELAYS RECORD)

Leslie Brooks (anchor)

We really wanted the record. Yesterday in prelims, when I ran, my leg felt real good. I've been having problems with my hamstring and today it was bothering me.

When I got the baton it was fairly loose. I was kind of panicking because my coach told me to make 'em come and get em. At the 300 mark I almost stopped because of the leg. Something inside me said "I can't stop. The rest of the guys ran too hard."

I wanted to keep running, just to see how we could come in.

Prairie View, winners of the women's spring medley relay in 1:38.6 (NEW RELAYS RECORD)

Easter Gabriel, (anchor)

I like looking at the competition. They were in lane three and we were in lane two. We like to look at our competition.

The handoff (was the key). Make sure you get the stick. That stick is the the key.

The end is my strongest part of the race. That's been strong since I was little.

Doug Lytle -- winner of the pole vault at 13'0 from Kansas State

I'd tried a new pole and it really threw my timing off the first two jumps. I came a little closer the third time..

My second jump (at 13'3) was close. I was well over the bar, I thought. But I came down on the back side of it.

Jeff (Buckingham of Kansas) get along really well. We meet almost every week. I don't think he likes it when I beat him. But he's been beating me all year. It's my turn.

Sue Latter, Athletics West, -- winner of the women's 800 in 2:03.75

It's my first race of the outdoor season. I didn't know what to expect, so I was sort of scared. I just wanted to stay relaxed. With a quarter to go, I just wanted to get ahead.

I was a little bit leery of the college girls. They go out so fast and I was afraid of getting way behind. If you go out too fast, it kind of wrecks your pace and you kind of fall apart at the end.

I always used to come to Drake when I was a Michigan State. I got third last year and I just wanted to win really bad.

Bob Verbeeck, Iowa state, -- winner of the U.C. 1,500 meter run in 3:42.67

Always when I come here I run for the win, not for the record. I think it's really too bad I was so close to the record because if I wouldn't have slowed down, I would have broken it.