



# Southern California Association USATF

## Masters Indoor Championships . . . Outdoors

**February 24, 2008**

**Mater Dei High School, Santa Ana**

[Press here to return to the index](#)

[Press here to return to the track listings.](#)

Division	Place	Name	Time	Wind
<b>55-(Exhibition)</b>				
<b>Men</b>				
<b>45-49</b>				
	1	Rodney Johnson	7.86	-0.5
<b>50-54</b>				
	1	Steve Nelson	8.99	-0.5
<b>55-59</b>				
	1	Bill Courtney	8.12	-0.5
<b>60-64</b>				
	1	Ron Muranaka	8.76	-0.5
<b>Women</b>				
<b>55-59</b>				
	1	Brenda Matthews	8.48	-0.5
	2	Evelyn Stokes	9.08	-0.5
<b>60</b>				
<b>Men</b>				
<b>Open</b>				
	1	Stirley Jones	7.14	-0.5
<b>35-39</b>				
	1	Randall Clement	7.85	-0.5
<b>40-44</b>				
	1	Art Morrow	8.92	-0.5
<b>45-49</b>				

	<b>1</b>	<b>William Long</b>	<b>7.79</b>	<b>-0.5</b>
	<b>2</b>	<b>Rodney Johnson</b>	<b>8.25</b>	<b>-0.5</b>
	<b>3</b>	<b>Kevin Cuongrei</b>	<b>8.38</b>	<b>-0.5</b>
<b>50-54</b>				
	<b>1</b>	<b>Joe Partridge II</b>	<b>7.91</b>	<b>0.0</b>
	<b>2</b>	<b>Reginald Stover</b>	<b>8.35</b>	<b>0.0</b>
	<b>3</b>	<b>Steven D. Nelson</b>	<b>9.60</b>	<b>0.0</b>
<b>55-59</b>				
	<b>1</b>	<b>Damien Leake</b>	<b>7.88</b>	<b>0.0</b>
	<b>2</b>	<b>Bill Fitzpatrick</b>	<b>8.40</b>	<b>0.0</b>
	<b>3</b>	<b>Bill Courtney</b>	<b>8.86</b>	<b>0.0</b>
<b>60-64</b>				
	<b>1</b>	<b>Ron Muranaka</b>	<b>9.53</b>	<b>-0.7</b>
<b>Women</b>				
<b>Youth</b>				
	<b>1</b>	<b>Aree Wright</b>	<b>8.24</b>	<b>-0.7</b>
<b>45-49</b>				
	<b>1</b>	<b>Susan Quintana</b>	<b>10.98</b>	<b>-0.7</b>
<b>55-59</b>				
	<b>1</b>	<b>Brenda Mathews</b>	<b>9.05</b>	<b>-0.7</b>
	<b>2</b>	<b>Evelyn Stokes</b>	<b>10.09</b>	<b>-0.7</b>
<b>100-(Exhibition)</b>				
<b>Men</b>				
<b>45-49</b>				
	<b>1</b>	<b>Rodney Johnson</b>	<b>13.0</b>	<b>-1.0</b>
<b>50-54</b>				
	<b>1</b>	<b>Reginald Stover</b>	<b>12.9</b>	<b>-1.0</b>
	<b>2</b>	<b>Jeff Davison</b>	<b>14.1</b>	<b>-1.0</b>
<b>55-59</b>				
	<b>1</b>	<b>Bill Courtney</b>	<b>14.0</b>	<b>-1.0</b>
<b>60-64</b>				
	<b>1</b>	<b>Ron Muranaka</b>	<b>14.7</b>	<b>-1.5</b>
<b>65-69</b>				
	<b>1</b>	<b>Juan Bustamante</b>	<b>15.6</b>	<b>-1.5</b>
<b>Women</b>				
<b>Youth</b>				
	<b>1</b>	<b>Aree Wright</b>	<b>12.8</b>	<b>-1.0</b>
<b>45-49</b>				
	<b>1</b>	<b>Caren Ware</b>	<b>14.9</b>	<b>-1.5</b>
	<b>2</b>	<b>Susan Quintana</b>	<b>17.3</b>	<b>-1.5</b>
<b>55-59</b>				
	<b>1</b>	<b>Evelyn Stokes</b>	<b>17.2</b>	<b>-1.5</b>

**200**  
**Men**

<b>Open</b>	<b>1</b>	<b>Stirley Lewis</b>	<b>22.5</b>	<b>-1.6</b>
<b>40-44</b>	<b>1</b>	<b>Art Morrow</b>	<b>30.3</b>	<b>-1.6</b>
<b>45-49</b>	<b>1</b>	<b>Rodney Johnson</b>	<b>27.1</b>	<b>-1.6</b>
<b>50-54</b>	<b>1</b>	<b>Joe Partridge II</b>	<b>26.0</b>	<b>-1.5</b>

	2	<b>Rudy Llavanes</b>	<b>26.9</b>	<b>-1.5</b>
	3	<b>Rob Duncanson</b>	<b>27.0</b>	<b>-1.5</b>
	4	<b>Reginald Stover</b>	<b>27.3</b>	<b>-1.5</b>
<b>55-59</b>				
	1	<b>Bill Fitzpatrick</b>	<b>27.6</b>	<b>-1.5</b>
<b>65-69</b>				
	1	<b>Juan Bustamante</b>	<b>36.0</b>	<b>-2.1</b>
<b>Women</b>				
<b>50-54</b>				
	1	<b>Caren Ware</b>	<b>31.4</b>	<b>-2.1</b>
	2	<b>Susan Quintana</b>	<b>37.4</b>	<b>-2.1</b>
<b>55-59</b>				
	1	<b>Evelyn Stokes</b>	<b>37.2</b>	<b>-1.8</b>
<b>400</b>				
<b>Men</b>				
<b>30-34</b>				
	1	<b>Martin Lam</b>	<b>1:08.76</b>	
<b>50-54</b>				
	1	<b>Rob Duncanson</b>	<b>1:00.02</b>	
	2	<b>Rudy Llavanes</b>	<b>1:02.20</b>	
<b>55-59</b>				
	1	<b>Mike Tipping</b>	<b>1:07.20</b>	
<b>Women</b>				
<b>Youth</b>				
	1	<b>Camila Trespacios</b>	<b>1:13.59</b>	
<b>800</b>				
<b>Men</b>				
<b>45-49</b>				
	1	<b>Angel Roman</b>	<b>2:17.09</b>	
<b>Women</b>				
<b>50-54</b>				
	1	<b>Lindsey Folsom</b>	<b>3:04.72</b>	
<b>Mile</b>				
<b>Men</b>				
<b>45-49</b>				
	1	<b>Angel Roman</b>	<b>4:58.07</b>	
	2	<b>David Jackson</b>	<b>5:23.76</b>	
	3	<b>Frank Boegeman</b>	<b>5:35.41</b>	
<b>50-54</b>				
	1	<b>Angelo DeCollibus</b>	<b>5:20.40</b>	
	2	<b>Mark Huffman</b>	<b>6:28.64</b>	
<b>55-59</b>				
	1	<b>Gary Shapiro</b>	<b>5:43.20</b>	
	2	<b>Mike Tipping</b>	<b>DNF</b>	
<b>75-79</b>				
	1	<b>Gunnar Linde</b>	<b>7:22.04</b>	
<b>Youth</b>				

<b>50-54</b>	<b>1</b>	<b>Danielle Lopez</b>	<b>6:03.74</b>	
	<b>1</b>	<b>Lindsey Folsom</b>	<b>6:26.72</b>	
<b>3000</b>				
<b>Men</b>				
<b>35-39</b>				
	<b>1</b>	<b>Juan Ramirez</b>	<b>9:15.7</b>	
<b>40-44</b>				
	<b>1</b>	<b>Dan Belzer</b>	<b>10:03.3</b>	
<b>45-49</b>				
	<b>1</b>	<b>Angel Roman</b>	<b>9:45.5</b>	
	<b>1</b>	<b>David Jackson</b>	<b>11:53.3</b>	
		<b>Art Noguelon</b>	<b>DNF</b>	
<b>Women</b>				
<b>40-44</b>				
	<b>1</b>	<b>Rosalva Bonilla</b>	<b>11:12.2</b>	
<b>60 Hurdles</b>				
<b>Women</b>				
<b>Youth</b>				
	<b>1</b>	<b>Camila Trespacios</b>	<b>11.34</b>	<b>-0.9</b>
<b>5000 Racewalk</b>				
<b>Men</b>				
<b>40-44</b>				
	<b>1</b>	<b>Art Morrow</b>	<b>36:49</b>	
<b>50-54</b>				
	<b>1</b>	<b>Alex Kazyran</b>	<b>29:05</b>	
<b>65-69</b>				
	<b>1</b>	<b>Pat Bivona</b>	<b>37:36</b>	
<b>70-74</b>				
	<b>1</b>	<b>Arivid Rolle</b>	<b>37:42</b>	
<b>Women</b>				
<b>55-59</b>				
	<b>1</b>	<b>Holly Osbourne</b>	<b>41:34</b>	
<b>60-64</b>				
	<b>1</b>	<b>Sylvia Ellis</b>	<b>31:19</b>	
<b>65-69</b>				
	<b>1</b>	<b>Yvette Lavigne</b>	<b>38:02</b>	
	<b>2</b>	<b>Analise Smith</b>	<b>39:21</b>	
<b>70-74</b>				
	<b>1</b>	<b>Joan McIntyre</b>	<b>39:37</b>	
	<b>2</b>	<b>Pat Willis</b>	<b>46:15</b>	
<b>DQs</b>				
		<b>Jim Kurtzman</b>		
		<b>Carl Acosta</b>		

**10000 Racewalk****Men****35-39**

<b>1</b>	<b>Phillip Dunn</b>	<b>45:11</b>
----------	---------------------	--------------

**50-54**

<b>1</b>	<b>Pedro Santoni</b>	<b>55:12</b>
----------	----------------------	--------------

**60-64**

<b>1</b>	<b>David Crabb</b>	<b>1:01:09</b>
----------	--------------------	----------------

**65-69**

<b>1</b>	<b>Wayne Wurzburger</b>	<b>1:07:41</b>
----------	-------------------------	----------------

<b>2</b>	<b>Bob Nyman</b>	<b>1:08:20</b>
----------	------------------	----------------

<b>3</b>	<b>Pat Bivona</b>	<b>1:09:59</b>
----------	-------------------	----------------

**DQs****Jack Cassidy****Joan McIntyre****Racewalk Judges****Susan Harris, Bob Hickey, Richard Robert, Wil Williams,****Andrew Hecker****Timer: Byron Smith****Shot****Put****Men****35-39**

<b>1</b>	<b>Troy A. Nelson</b>	<b>4.84</b>	<b>32'0</b>
----------	-----------------------	-------------	-------------

**45-49**

<b>1</b>	<b>Rodney Johnson</b>	<b>8.20</b>	<b>26'10 3/4"</b>
----------	-----------------------	-------------	-----------------------

**75-79**

<b>1</b>	<b>Doug Tomlinson</b>	<b>9.69</b>	<b>29'4</b>
----------	-----------------------	-------------	-------------

**80-84**

<b>1</b>	<b>Arnie Gaynor</b>	<b>12.95</b>	<b>40'8</b>
----------	---------------------	--------------	-------------

**Women****50-54**

<b>1</b>	<b>Karen Vaughn</b>	<b>8.20</b>	<b>26'10 3/4"</b>
----------	---------------------	-------------	-----------------------

**Discus Exhibition****Men****50-54**

<b>1</b>	<b>Jeff Brown</b>	<b>41.24</b>	<b>135'3 1/2</b>
----------	-------------------	--------------	----------------------

**65-69**

<b>1</b>	<b>Juan Bustamante</b>	<b>23.50</b>	<b>123'8</b>
----------	------------------------	--------------	--------------

**80-84**

<b>1</b>	<b>Arnie Gaynor</b>	<b>33.72</b>
----------	---------------------	--------------

**Weight  
Throw  
35-39**

1 **Troy Nelson** 4.31 **14'1  
1/2"**

**Long Jump  
Men  
Open**

1 **Seun Augustus** 6.04 **19'9  
3/4"**

**High Jump  
Men  
45-49**

1 **James Turlo** 1.52 **5'0"**

**Women  
55-59**

1 **Annelies Steeklenburg** 1.32 **4'4"**

**Pole Vault  
Men  
45-49**

1 **Tim McIntyre** 4.26 **14'0"**

**50-54**

1 **Kirk Bentz** 3.65 **12'0"**  
**Jim Hoste**

**Pentathlon  
Men  
45-49**

<b>Kerry Sloan</b>	<b>60H</b>	<b>HJ</b>	<b>SP</b>	<b>LJ</b>	<b>1000</b>	<b>Total</b>
actual	9.74	1.52	8.21	4.82	3:06.8	
converted	8.70	1.77	9.14	5.68	2:48.5	
points	813	602	434	519	781	3149

<b>50-54</b>	<b>60H</b>	<b>HJ</b>	<b>SP</b>	<b>LJ</b>	<b>1000</b>	<b>Total</b>	
<b>Jeff Davison</b>	actual	11.32	1.32	7.36	4.10	3:51.4	
	converted	9.80	1.62	8.44	5.15	3:35.27	
	points	579	480	392	411	361	2223

**Women  
45-49**

<b>Caren Ware</b>	<b>60H</b>	<b>LJ</b>	<b>SP</b>	<b>HJ</b>	<b>800</b>	<b>Total</b>
-------------------	------------	-----------	-----------	-----------	------------	--------------

actual	11.53	4.35	7.57	1.27	2:54.82	
converted	9.97	5.11	9.97	1.48	2:42.64	
points	718	589	527	599	543	2976



2/27/2008 9:00:46 PM

USATF Masters - 10k Race Walk

Page 1 of 1

Finish - Results

Start: 2/24/2008 8:31:56.27

Place	Id	Lane	First Name	Last Name	Affiliation	License	Time	Delta Time
1	1						45:11.92	45:11.92
2							55:12.71	10:00.79
3							1:01:09.57	5:56.86
4							1:07:41.18	6:31.61
5							1:08:20.91	39.73
6							1:09:59.60	1:38.69



2/27/2008 9:26:32 PM

USATF Masters - 3000/5000 Meter Race Walk

Page 1 of 1

Finish - Results

Start: 2/24/2008 10:11:32.78

Place	Id	Lane	First Name	Last Name	Affiliation	License	Time	Delta Time
1							15:47.53	15:47.53
2							17:12.72	1:25.19
3							18:32.54	1:19.82
4							19:42.61	1:10.07
5							22:48.37	3:05.76
6							22:55.45	7.08
7							23:41.12	45.67
8							24:38.39	57.27
9							26:33.88	1:55.49
10							26:40.12	6.24
11							29:05.16	2:25.04
12							31:19.68	2:14.52
13							33:04.81	1:45.13
14							36:49.45	3:44.64
15							37:36.76	47.31
16							37:42.26	5.50
17							38:02.00	19.74
18							39:21.70	1:19.70
19							41:34.91	2:13.21
20							46:15.14	4:40.23





2/27/2008 9:16:13 PM

**USATF Masters - 60m Hurdles**

Page 1 of 1

**Finish - Results**

**Start: 2/24/2008**

Place	Id	Lane	First Name	Last Name	Affiliation	License	Time	Delta Time
1							9.74*	9.74
2							11.32*	1.58
3							11.53*	0.21

\*Manually entered time



2/27/2008 9:27:24 PM

**USATF Masters - Mile**

Page 1 of 1

**Finish - Results**

**Start: 2/24/2008 13:00:15.34**

Place	Id	Lane	First Name	Last Name	Affiliation	License	Time	Delta Time
1							4:58.07	4:58.07
2							5:20.40	22.33
3							5:23.76	3.36
4							5:35.41	11.65
5							5:43.20	7.79
6							6:03.74	20.54
7							6:26.72	22.98
8							6:28.61	1.92
9							7:22.04	53.40



2/27/2008 9:14:22 PM

**USATF Masters - 60 meter Hurdles-Open**

Page 1 of 1

**Finish - Results**

**Start: 2/24/2008**

Place	Id	Lane	First Name	Last Name	Affiliation	License	Time	Delta Time
1							11.34*	11.34

\*Manually entered time



2/27/2008 9:23:40 PM


**USATF Masters - 400meter**

Page 1 of 1

**Finish - Results**

**Start: 2/24/2008 13:29:15.38**

Place	Id	Lane	First Name	Last Name	Affiliation	License	Time	Delta Time
1		5					1:00.02	1:00.02
2		3					1:02.20	2.18
3		2					1:07.20	5.00
4		4					1:08.76	1.56
5		6					1:13.59	4.83



2/27/2008 9:12:14 PM

**USATF Masters - 60 Meter - Heat 1**

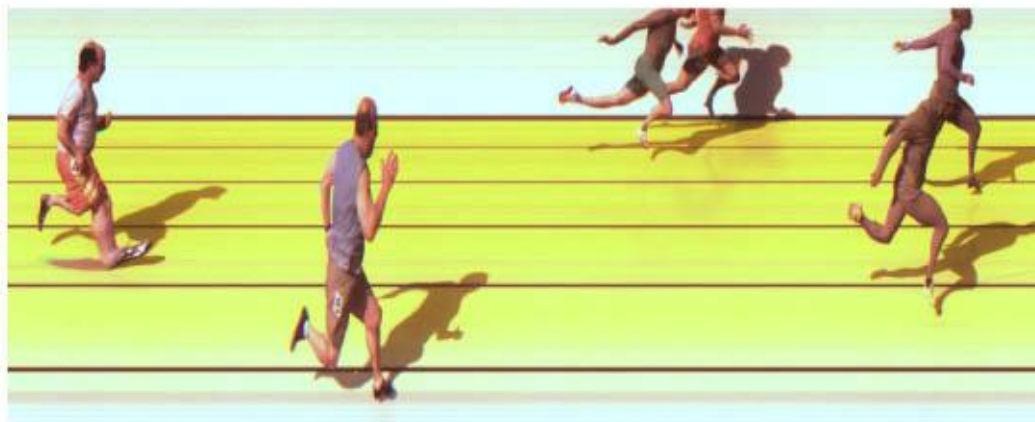
Page 1 of 1

**Finish - Results**

Start: 2/24/2008 13:43:32.56 Wind: -0.7 M/S

Place	Id	Lane	First Name	Last Name	Affiliation	License	Time	Delta Time
1		3					8.24*	8.240
2		4					9.05*	0.810
3		6					9.53*	0.480
4		5					10.09*	0.560
5		2					10.98*	0.890

\*Manually entered time



2/27/2008 9:13:09 PM

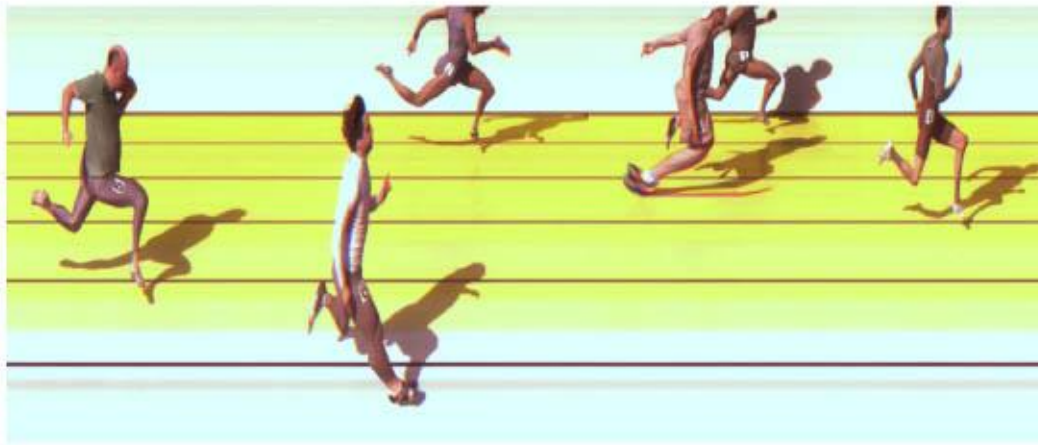
**USATF Masters - 60 Meter - Heat 2**

Page 1 of 1

**Finish - Results**

Start: 2/24/2008 13:51:31.27 Wind: +0.0 M/S

Place	Id	Lane	First Name	Last Name	Affiliation	License	Time	Delta Time
1		3					7.88	7.88
2		5					7.91	0.03
3		1					8.35	0.44
4		2					8.40	0.05
5		6					8.86	0.46
6		4					9.60	0.74



2/27/2008 9:13:41 PM

**USATF Masters - 60 Meter - Heat 3**


Page 1 of 1

**Finish - Results**

**Start: 2/24/2008**

Place	Id	Lane	First Name	Last Name	Affiliation	License	Time	Delta Time
1		4					7.14*	7.14
2		1					7.79*	0.65
3		3					7.85*	0.06
4		2					8.25*	0.40
5		6					8.38*	0.13
6		5					8.92*	0.54

\*Manually entered time



2/27/2008 9:11:34 PM

**USATF Masters - 55 Meter**

Page 1 of 1

**Finish - Results**

**Start: 2/24/2008 14:05:30.43**

Place	Id	Lane	First Name	Last Name	Affiliation	License	Time	Delta Time
1		3					7.86	7.86
2		5					8.12	0.26
3		1					8.48	0.36
4		6					8.76	0.28
5		4					8.99	0.23
6		2					9.08	0.09



2/27/2008 9:24:09 PM

**USATF Masters - 800 Meter**

Page 1 of 1

**Finish - Results**

**Start: 2/24/2008 14:14:52.42**

Place	Id	Lane	First Name	Last Name	Affiliation	License	Time	Delta Time
1							2:17.09	2:17.09
2							2:54.82	37.73
3							3:04.72	9.90



2/27/2008 9:25:04 PM

**USATF Masters - 1000 Meter**

Page 1 of 1

**Finish - Results**

**Start: 2/24/2008 14:21:59.6 (Manual)**

Place	Id	Lane	First Name	Last Name	Affiliation	License	Time	Delta Time
1							3:06.8	3:06.80
2							3:51.4	44.60



2/27/2008 9:20:49 PM

**USATF Masters - 200 Meter-Heat 1**

Page 1 of 1

**Finish - Results**

**Start: 2/24/2008 14:31:28.2 (Manual)**

Place	Id	Lane	First Name	Last Name	Affiliation	License	Time	Delta Time
1		3					31.4	31.40
2		4					36.0	4.60
3		2					37.4	1.40





2/27/2008 9:21:24 PM

**USATF Masters - 200 Meter-Heat 2**

Page 1 of 1

**Finish - Results**

**Start: 2/24/2008 14:37:33.1 (Manual)**

Place	Id	Lane	First Name	Last Name	Affiliation	License	Time	Delta Time
1		2					26.0	26.00
2		3					26.9	0.90
3		5					27.0	0.10
4		6					27.3	0.30
5		4					27.6	0.30



2/27/2008 9:22:34 PM

**USATF Masters - 200 Meter-Heat 3**

Page 1 of 1

**Finish - Results**

**Start: 2/24/2008 14:40:08.3 (Manual)**

Place	Id	Lane	First Name	Last Name	Affiliation	License	Time	Delta Time
1		4					22.5	22.50
2		3					27.1	4.60
3		5					30.3	3.20



2/27/2008 9:23:06 PM

**USATF Masters - 200 Meter-Heat 4**

Page 1 of 1

**Finish - Results**

**Start: 2/24/2008 14:42:44.1 (Manual)**

Place	Id	Lane	First Name	Last Name	Affiliation	License	Time	Delta Time
1							37.2	37.20



2/27/2008 9:25:31 PM


**USATF Masters - 3000 Meter**

Page 1 of 1

**Finish - Results**

**Start: 2/24/2008 14:49:25.1 (Manual)**

Place	Id	Lane	First Name	Last Name	Affiliation	License	Time	Delta Time
1							9:15.7	9:15.70
2							9:54.5	38.80
3							10:03.3	8.80
4							11:12.2	1:08.90
5							11:53.3	41.10



2/27/2008 9:18:39 PM


**USATF Masters - 100 Meter-Heat 1**

Page 1 of 1

**Finish - Results**

**Start: 2/24/2008 15:11:41.7 (Manual)**

Place	Id	Lane	First Name	Last Name	Affiliation	License	Time	Delta Time
1		3					14.7	14.70
2		4					14.9	0.20
3		2					15.6	0.70
4		6					17.2	1.60
5		5					17.3	0.10



2/27/2008 9:20:02 PM

**USATF Masters - 100 Meter-Heat 2**

Page 1 of 1

**Finish - Results**

**Start: 2/24/2008 15:14:30.5 (Manual)**

Place	Id	Lane	First Name	Last Name	Affiliation	License	Time	Delta Time
1		2					12.8	12.80
2		4					12.9	0.10
3		3					13.0	0.10
4		6					14.0	1.00
5		5					14.1	0.10