"Great Equipment Keeps You On Track"



OVER 70 YEARS COMBINED FIELD & TRACK EXPERIENCE WENT INTO THIS COLLECTION... YOUR BEST PERFORMANCES WILL COME OUT!

ON TRACK

Complete line of Field & Track Equipment

- Vaulting Poles
- Shots
- Discus
- Javelins
- Hammers
- Starting Blocks

and much, much more!

Write, call or e-mail for our 1997 Catalog:

P.O. Box 1674 • Burbank, California 91507

(800) 697-2999

ontrack@internetconnect.net

MASTERS AGE RECORDS

1997 Edition

$4.00

MASTERS AGE RECORDS

(1997 EDITION)

World and U.S. age records
for track & field - age 35 and above
Compiled by
Peter Mundle - men's records
Shirley Dietderich - women's records
Rex Harvey - Multievent records

Age records for race walking - age 35 and above
Compiled by
Beverly LaVeck - World and U.S. men's and women's records

Addresses:
Peter Mundle: 4017 Via Marina, #C301, Venice, CA 90292
Shirley Dietderich: 5 Arcade Ave., Berkeley, CA 94708
Rex Harvey: 160 Chatam Way, Mayfield Heights., OH 44124
Beverly LaVeck: 6633 NE Windermere Road, Seattle, WA 98115

Masters Age Records 1997 has the blessing of the USA Track & Field (USATF) Masters Track & Field Committee, Ken Weinbel, Chairman. This book was published with the help of the National Masters News and Nolan Fowler (compiler of the weight throws).

A special thanks to the former publisher of **Masters Age Records**, Track & Field News, for their introduction of this publication and their support of the masters program through it.

These pages contain the known world and U.S. bests for standard track and field events, age 35 and above, as of **October 31, 1996**. If an American best is not a world best, It is listed below the world best.

Please be aware that these are single-age "bests" and not official WAVA or USATF records. Due to time constraints these marks do not receive the same scrutiny as the official five year age group records that are published by the National Masters News. Thus these "bests" may differ from the official five year records.

Changes: The womens heptathlon has been added.

Information, from left to right: age, performance, athlete's name and residence (or country of origin), and date of meet.

key to abbreviations: n = noteworthy racewalk mark, h = heat, m = metric event, i = indoor mark, dec = mark made in decathlon, pen = mark made in pentathlon, w = wind-assisted mark, y = track mark made at imperial distance (yards, feet or miles), p = pending verification of date of birth, date of meet, wind velocity, etc.

On the cover: Steve Scott, 40, finishing the mile in the Prefontaine Classic Meet, with a U.S. M40 record 4:10.43.
Photo by Suzy Hess

MEN'S TRACK & FIELD

100 YARDS

35	09.6	Clifton Bertrand(TRI)	8- -71
	10.1	Kenneth Dennis(CA)	4- 7-73
	10.1	Maurice McDonald(NC)	4- 3-76
	10.1	Bob Warren(IA)	8-25-73
36	09.6	Clifton Bertrand(TRI)	6- 8-72
	9.9	Lamar Miller(MI)	6-19-82
37	09.7	Walt Butler(CA)	6-11-78
38	09.9	Walt Butler(CA)	6- 2-79
	09.9	Percy Knox(CA)	6-28-72
39	09.9	Dean Smith(CA)	7-21-71
	09.9	Robert Thomas(NY)	6-15-72
40	09.9	Percy Knox(CA)	8- 1-74
	09.9	Robert Thomas(NY)	6-16-73
	09.9	Jim Weaver(TX)	6-17-76
	w09.8	Percy Knox(CA)	7-25-74
41	09.8	Percy Knox(CA)	7-11-75
42	09.8	Thane Baker(TX)	7-13-74
43	10.1	Percy Knox(CA)	12- 3-76
	10.1	Clifton Bertrand(TRI)	4- -79
44	10.0	Percy Knox(CA)	7-11-78
45	10.3	Thane Baker(TX)	7-23-77
	10.3h	Richard Stolpe(NB)	7- 2-70
	w10.1	Percy Knox(CA)	4-14-79
46	10.0	Thane Baker(TX)	5-27-78
47	10.5	Matt Brown(NJ)	6-20-81
48	10.5	Jack Greenwood(KS)	7-13-74
	10.5	Edmund Schuler(FL)	6- 5-76
49	10.5	Edmund Schuler(FL)	2-19-77
50	10.5	Alphonse Juilland(CA)	8-18-73
51	10.5	Edmund Schuler(FL)	7-28-78
52	10.6	Rudolph Valentine(NY)	4- 3-76
53	10.8	Edmund Schuler(FL)	6-28-80
	w10.8	Robert McDonald(CA)	4-23-72
54	10.8	Alfred Guidet(CA)	8- 5-72
55	10.7	Charles Beaudry(TX)	8-10-74
	10.7	Alfred Guidet(CA)	7-14-73
	10.7	Payton Jordan(CA)	3-25-72
56	10.7	Payton Jordan(CA)	5-26-73
	w10.5	Alfred Guidet(CA)	6- 1-74
57	10.7	Payton Jordan(CA)	4-27-74
58	10.8	Payton Jordan(CA)	5-22-75
59	10.8	Payton Jordan(CA)	5- 8-76
60	11.1	Charles Beaudry(TX)	4-21-79
	11.1	Payton Jordan(CA)	5-21-77
61	10.9	Payton Jordan(CA)	5- 6-78
62	10.9	Payton Jordan(CA)	5- 5-79
63	11.2	Payton Jordan(CA)	3-22-80
64	10.9	Payton Jordan(CA)	2- 6-82
65	12.1	Harry Koppel(CA)	3- -79
	w12.1	Ken Carnine(CA)	6-17-73
66	12.1	Harry Koppel(CA)	7-19-79
67	12.1	Harry Koppel(CA)	1-24-81
	w12.0	Harry Koppel(CA)	3-14-81
68	12.1	Harry Koppel(CA)	7-16-81
69	12.5	Ken Carnine(CA)	4- -77
	p12.3	Harry Koppel(CA)	- -82
	w12.2	Tim Murphy(TX)	6-15-91
70	12.2	Tim Murphy(TX)	6-20-92
	w11.9	Tim Murphy(TX)	6-13-92
71	12.78	Tim Murphy(TX)	6- 5-93
	12.8	Gilberto Gonzalez(PUR)	4-20-85
72	12.9	Gilberto Gonzalez(PUR)	5-29-86
	13.4	Barry Ivers(ME)	8- 6-83
	w12.4	John Alexander(TX)	6-13-92
	w12.7	Gilberto Gonzalez(PUR)	11- 2-85
73	13.6	Lamar Jackson(CA)	6- 3-79
74	13.7	Josiah Packard(CA)	4-30-78
	w13.3	Jeff Bloomfield(TX)	6-16-90
	w13.4	Lamar Jackson(CA)	5-17-80
75	13.4	Herbert Anderson(CO)	10- 1-77
76	14.3	Lamar Jackson(CA)	5- 1-82
77	14.6	Lamar Jackson(CA)	5- 7-83
	p14.4	Leslie Thomas(OH)	10-25-88
78	14.3	Herbert Anderson(CO)	7-26-80
79	14.1	Herbert Anderson(CO)	7-25-81
	p13.2	Duncan McClean(GBR)	6-4
80	14.5	A. E. Pitcher(IN)	9-10-82
	w14.4	Josiah Packard(CA)	5- 5-84
81	14.7	A. E. Pitcher(IN)	9- 9-83
82	15.3	Herbert Anderson(CO)	7-28-84
83	15.60	Bert Morrow(CAN)	2-10-96
	15.9	A. E. Pitcher(IN)	5-10-85
	w15.6	A. E. Pitcher(IN)	11- 2-85
84	16.0	A. E. Pitcher(IN)	6-15-86
85	17.4	Konrad Boas(NY)	10-25-88
86	18.8	A. E. Pitcher(IN)	9-25-88
87	22.2	Harry Jackson(PA)	8-13-83
	w18.5	Herbert Anderson(CO)	7-14-90
88	17.1	Duncan McClean(GBR)	7-14-73
90	19.6	Buell Crane(ID)	5-26-90

100 METERS

35	10.05	Linford Christie(GBR)	6-24-95
	10.10	Carl Lewis(TX)	8-23-96
36	10.03	Linford Christie(GBR)	7-26-96
	10.37	Delano Meriwether(US)	4-28-79
	w10.2	William Collins(TX)	6-28-87
37	10.5	Walt Butler(CA)	6-17-78
	10.5	B. Green(GBR)	6- 3-78
38	10.6h	Edward Jefferis(RSA)	11-23-74
	10.6	Jose Sanchez(SPA)	4-26-81
	10.6	Karl Schroder(GFR)	5-21-77
	10.8	Walt Butler(CA)	6-23-79
	10.8	Kenneth Dennis(CA)	6-28-75
	10.8	Tom Randolph(MI)	6-14-80
	10.71	Clarence Ray(US)	6-12-83
39	10.5h	David James(US)	6-30-74
40	10.6	Eddie Hart(CA)	9-16-89
	w10.3	Eddie Hart(CA)	10- 7-89
	w10.6	Leon Hacker(RSA)	6-30-79
41	10.7	Eddie Hart(CA)	4-28-90
	w10.69	William Collins(TX)	6- 6-92
42	10.8	Manuel Ulacio(VEN)	9- 3-82
	10.89	Eddie Hart(CA)	6- 8-91
43	10.8	Thaddeus Bell(SC)	6- 6-87
	w10.8	Walt Butler(CA)	4-28-84
	w10.8	Gary Oliphant(KS)	7-21-84
44	11.0	Percy Knox(CA)	1-20-78
	w10.9	Ron Taylor(GBR)	6-11-78
45	11.03	Stan Whitley(CA)	6-22-91
	11.1	Walt Butler(CA)	5-31-86
	11.1	George Rhoden(JAM)	6-17-72
	w11.1	Walt Butler(CA)	7- 5-86
46	11.05	Kenneth Dennis(CA)	9-17-83
	w10.92h	Kenneth Dennis(CA)	9-23-83
47	11.0	Percy Knox(CA)	12-13-80
48	11.0	Thane Baker(TX)	6-14-80
49	11.3	Peter Mirkes(GFR)	6-26-77
	11.4	Robert Miller(WA)	6-21-86
	w11.3h	Jack Greenwood(KS)	8-13-75
50	11.2	Kenneth Dennis(CA)	7-18-87
	w11.03	Kenneth Dennis(CA)	8-15-87
51	11.40	Thane Baker(TX)	9-24-83
	11.4	Hugo Hartenstein(CO)	5-24-86
	11.38	Stephen Robbins(CA)	8-13-94
	w11.24	Reginald Austin(AUS)	11-29-87
52	11.3	Thane Baker(TX)	6-23-84
	w10.99	Thane Baker(TX)	6- 5-84
	w11.2	Kenneth Dennis(CA)	6-18-89
53	11.5	Thane Baker(TX)	8- 3-85
	11.50	Bert Lancaster(PA)	9-19-81
	w11.4	Milton Newton(CA)	3-28-87
54	11.5	Thane Baker(TX)	5-24-86
55	11.6	Payton Jordan(CA)	4- 1-72
56	11.6	Alfred Guidet(CA)	6-22-74
	11.6	Payton Jordan(CA)	6-23-73
	w11.5	Bernard Hogan(AUS)	12-18-76
57	11.6	Payton Jordan(CA)	6-22-74

58	11.9	Payton Jordan(CA)	4-27-75
	w11.71	Reginald Austin(AUS)	7-16-95
	w11.83	Kenneth Dennis(CA)	7-16-95
59	11.7	Payton Jordan(CA)	3-20-76
60	12.0	Payton Jordan(CA)	6-25-77
	w12.00	Peter Mirkes(GFR)	11-29-87
	w11.70	Ron Taylor(GBR)	- -94
61	11.8	Payton Jordan(CA)	5-27-78
62	12.3	Payton Jordan(CA)	4-22-79
	12.3h	Fritz Assmy(GFR)	8- 8-77
	12.3	Colin Fairey(GBR)	9-10-78
	w12.2	Marion Sanchez(CA)	6- -94
	w12.2	Cliff McPherson(GUY)	5-25-91
63	12.0	Payton Jordan(CA)	5-31-80
64	12.3	Payton Jordan(CA)	5-30-81
	w12.0	Payton Jordan(CA)	6-20-81
65	12.5	Bernard Hogan(AUS)	11-30-85
	12.60	Payton Jordan(CA)	4-25-82
66	12.56	Payton Jordan(CA)	5-21-83
	w12.4	Payton Jordan(CA)	8-21-83
	w12.4	Yngve Brange(SWE)	5- 9-79
67	12.78	James Law(NC)	10-15-93
68	12.95	James Law(NC)	5-21-94
	13.0	Payton Jordan(CA)	4-27-85
	13.00h	James Law(NC)	8-12-94
	w12.73h	Fritz Assmy(GFR)	9-23-83
	w12.9	Harry Koppel(CA)	5-30-81
	w13.0	Tim Murphy(TX)	6- 9-90
69	13.0	Gilberto Gonzalez(PUR)	7- 4-82
	13.1	Harry Koppel(CA)	6-12-82
	w12.88	Fritz Assmy(GFR)	8-21-84
	w13.0	Harry Koppel(CA)	8-14-82
70	13.0	Payton Jordan(CA)	4-25-87
	w12.72	Payton Jordan(CA)	11-29-87
71	13.09	Payton Jordan(CA)	5-28-88
	w13.0	Payton Jordan(CA)	4-30-88
72	13.1	Payton Jordan(CA)	4-29-89
	w13.0	Payton Jordan(CA)	6-18-89
73	13.47	Payton Jordan(CA)	5- 5-90
	w13.15	Fritz Assmy(FRG)	7-29-88
	w13.4	Frederick Reid(RSA)	10-16-82
74	12.91	Payton Jordan(CA)	6-22-91
75	13.4	Payton Jordan(CA)	4-25-92
76	14.06h	Fritz Assmy(FRG)	7-21-91
	14.10	William Weinacht(OH)	10-15-93
	w14.0	Anthony Castro(CA)	8- 2-86
	w13.99	William Weinacht(OH)	10-15-93
77	14.30h	Guiseppe Marabotti(ITA)	10-15-93
	14.70	Payton Jordan(CA)	5-28-94
	p14.3	John Davison(US)	6-29-96
	w14.23	Guiseppe Marabotti(ITA)	10-15-93
78	14.78	Payton Jordan(CA)	5-27-95
	w14.47	Anthony Castro(CA)	11-29-87
	w14.70	Anthony Castro(CA)	8-15-87
79	15.01	Bernard Kaiser(NZL)	3-30-91
	15.01	Guiseppe Marabotti(ITA)	7-16-95
	15.7	Barry Ivers(ME)	6-24-90
	15.7	Josiah Packard(CA)	10- 1-83
	w14.38h	Guiseppe Marabotti(ITA)	7-16-95
80	15.3	Barry Ivers(ME)	9-14-91
	w15.0	Josiah Packard(CA)	4-28-84
81	15.7	Harry Gathercole(AUS)	3-24-89
	16.45	Frank Finger(VA)	8-17-96
	p15.57	Giichi Suda(JPN)	10-15-93
82	15.63	Harry Gathercole(AUS)	7-30-89
	16.5	Byron Fike(OH)	6-23-90
	w16.0	Byron Fike(OH)	4-27-90
83	16.47	Gulab Singh(IND)	7-30-89
	16.94	A. E. Pitcher(IN)	5-25-85
	p16.22	Kozo Haraguchi(JPN)	10-15-93
	w16.7	A. E. Pitcher(IN)	9-14-85
84	17.4	A. E. Pitcher(IN)	6-21-86
	w17.2	A. E. Pitcher(IN)	8-10-86
85	16.98	Charles Booth(AUS)	7-30-89
	17.98	Russell Randall(CO)	8-14-92
86	17.28	Harry Gathercole(AUS)	10-15-93
	18.24	Russell Randall(CO)	8-12-93
87	18.60	Anthony Castro(CA)	8-17-96
88	16.3	Duncan McClean(GBR)	7- 6-73
	18.41	Russell Randall(CO)	7-16-95
89	16.5	Duncan McClean(GBR)	6- -74
	20.32	Herbert Anderson(CO)	7-28-91
90	19.9	Duncan McClean(GBR)	6-14-75
	23.4	Herb Kirk(MT)	8-16-86
	w20.35	Buell Crane(ID)	6-23-90
91	22.28	Buell Crane(ID)	7-21-91
92	20.67	Jing-chan Wang(TAI)	12- 5-87
	24.81	Everett Hosack(OH)	5- 7-94
93	23.15	Jing-chan Wang(TAI)	7-30-89
	24.7	Herb Kirk(MT)	8-11-89
94	26.5	Herb Kirk(MT)	8-24-90
95	39.00	Prithvi Singh Azad(IND)	12- 5-87
	p54.7	Mr. Tou(US)	7-24-82
96	28.9	Herb Kirk(MT)	7-31-92
98	21.5	Joginder Singh(((IN)	11-11-90
99	20.82	Joginder Singh(((IN)	7-21-91

200 METERS

35	20.11	Linford Christie(GBR)	6-25-95
	20.8	Delano Meriwether(US)	6- 9-78
36	20.29	Linford Christie(GBR)	6- 5-96
	21.64	Larry Myricks(US)	4- 4-92
	21.7	Eugene Driver(CA)	6-28-86
	w21.62	William Collins(TX)	8-16-87
37	20.62	Don Quarrie(JAM)	6-18-88
	21.4	Eugene Driver(CA)	6-20-87
38	21.3	Edward Jefferis(RSA)	2-28-74
	22.0	Lamar Miller(MI)	9-18-83
	w20.6	Reginald Austin(AUS)	8- 9-75
39	21.2	Edward Jefferis(RSA)	1-24-76
	21.8	William Collins(TX)	7-14-90
40	21.9	Reginald Austin(AUS)	8-10-77
	22.2	William Collins(TX)	6-22-91
	w21.38	William Collins(TX)	7- 6-91
	w21.74	Eddie Hart(CA)	8- 3-89
41	21.86	William Collins(TX)	8-15-92
	21.9	Eddie Hart(CA)	4-28-90
42	21.8	Manuel Ulacio(VEN)	9- 4-82
	22.3y	Thane Baker(TX)	7-13-74
	22.19	William Collins(TX)	8-13-93
	22.20	Stan Whitley(CA)	8- 7-88
43	22.3	James Burnett(PA)	9-18-83
44	22.4	Clifton Bertrand(TRI)	7-17-80
	22.9	Milton Newton(CA)	5- 6-78
	22.9	Lloyd Riddick(NY)	6-23-79
	w22.29	Clarence Ray(MI)	8- 3-89
	w22.78	Frank Little(CA)	8-16-87
45	22.3	George Rhoden(JAM)	7- 2-72
	22.61	Stan Druckrey(WI)	8-13-93
	w22.56	William Collins(TX)	7-20-96
46	22.30	Stan Whitley(CA)	6-20-92
47	22.59	Stan Whitley(CA)	8-13-93
	22.6	Reginald Austin(AUS)	4-21-84
48	22.49	Stan Whitley(CA)	8-14-94
49	23.37	Charles Williams(GBR)	8- 6-80
	23.6	Alphonse Juilland(CA)	6- 4-72
	w22.14	Reginald Austin(AUS)	10- 4-86
	w23.2	Jack Greenwood(KS)	8- 9-75
50	22.9	Kenneth Dennis(CA)	7-18-87
51	23.05h	Stephen Robbins(CA)	8-13-94
	w22.8	Kenneth Dennis(CA)	2-11-89
52	22.91	Ron Taylor(GBR)	7-31-86
	23.27	Stephen Robbins(CA)	7- 9-95
	w22.88	Reginald Austin(AUS)	8- 3-89
	w23.0	Ovidio De Jesus(PUR)	11- 9-85
53	22.98	Stephen Robbins(CA)	6-29-96
54	23.55	Reginald Austin(AUS)	7-26-91
	23.6	Payton Jordan(CA)	2-19-72
55	23.6	Alfred Guidet(CA)	6-24-73
	w23.03	Ron Taylor(GBR)	8- 3-89
56	23.37	Ron Taylor(GBR)	7- 5-90
	24.2y	Charles Beaudry(TX)	8- 3-75
	24.2Y	Payton Jordan(CA)	3-24-73
57	24.3y	Alfred Guidet(CA)	7-26-75
58	24.23	Ralph Romain(TRI)	8-24-90
	24.8	Jim Mathis(TN)	7-17-93
59	24.22	Ron Taylor(GBR)	7-17-93
	24.86	Jim Mathis(TN)	7- 8-94
60	24.9	Payton Jordan(CA)	6-19-77
	w24.71	Peter Mirkes(FRG)	6-25-88
	w23.99	Ron Taylor(GBR)	- -94
61	25.0	Payton Jordan(CA)	5-27-78
62	25.43	Charles Williams(GBR)	10-11-93
	26.05	Dick Richards(CA)	8-18-96
	w26.1	Harry Brown(IL)	7-11-92
	w26.01	Milton Newton(CA)	8-24-96
63	25.8	James Law(NC)	6-17-89
	w25.41	James Law(NC)	8- 3-89
64	25.5	Payton Jordan(CA)	4-26-81
	w25.3	Payton Jordan(CA)	5-30-81

65	25.6	Bernard Hogan(AUS)	12- 6-85
	26.1	Payton Jordan(CA)	6-12-82
	26.10	James Law(NC)	5- 4-91
	w25.87	Jack Greenwood(CO)	7- 6-91
	w25.90	James Law(NC)	7- 6-91
66	26.29	Payton Jordan(CA)	5-21-83
	w26.10h	Payton Jordan(CA)	9-25-83
67	25.21	James Law(NC)	8-13-93
68	26.51	James Law(NC)	8-14-94
	w26.20h	Fritz Assmy(GFR)	9-25-83
69	26.7	Harry Koppel(CA)	6-12-82
70	26.8	Payton Jordan(CA)	6-20-87
71	27.3	Payton Jordan(CA)	4-30-88
72	27.3	Payton Jordan(CA)	6-18-89
	w27.09	Payton Jordan(CA)	8- 3-89
73	28.29	Fritz Assmy(FRG)	7-30-88
	28.5	Payton Jordan(CA)	2- 9-91
	w28.1	Frederick Reid(RSA)	10-16-82
74	27.71	Payton Jordan(CA)	6- 8-91
75	28.14	Payton Jordan(CA)	6-20-92
76	29.07h	Fritz Assmy(FRG)	7-23-91
	29.65	William Weinacht(OH)	8-13-93
77	30.55	Roderick Parker(US)	8-24-96
	p30.1	John Davison(US)	6-29-96
	w30.1	Anthony Castro(CA)	8- 3-86
78	30.7	Bernard Kaiser(NZL)	3-10-91
	31.1	Anthony Castro(CA)	3- 5-88
	w30.0	Anthony Castro(CA)	10- 3-87
79	31.55	Bernard Kaiser(NZL)	3-31-91
	32.0	Barry Ivers(ME)	6-24-90
80	32.3	Josiah Packard(CA)	2-18-84
	w32.14	Harry Gathercole(AUS)	11-29-87
81	32.8	Harry Gathercole(AUS)	3-24-89
	33.87i	Barry Ivers(ME)	4- 5-92
	w33.4	Harold Chapson(HI)	10-16-83
82	33.83	Aleksander Ernersaks(CAN)	10-11-93
	36.36	A. E. Pitcher(IN)	6-16-84
	p36.1	A. E. Pitcher(IN)	- -84
	w32.32	Harry Gathercole(AUS)	8- 3-89
	w36.07	Byron Fike(OH)	8- 4-90
83	35.86	Ahiti Pajunen(FIN)	10-11-93
	36.28	A. E. Pitcher(IN)	5-25-85
84	37.5	A. E. Pitcher(IN)	5-29-86
85	35.82	Kizo Kimura(JPN)	10-20-96
	38.00	Russell Randall(CO)	8-15-92
86	35.99	Harry Gathercole(AUS)	10-11-93
	39.79i	Russell Randall(CO)	3-21-93
87	40.43	Russell Randall(CO)	8-14-94
88	40.90	Russell Randall(CO)	7-19-95
89	43.27	Narayana Murthy(IND)	11-11-90
	45.12	Herbert Anderson(CO)	7-28-91
90	44.77	Narayana Murthy(IND)	7-26-91
	45.75	Buell Crane(ID)	6-23-90
91	51.5	Duncan McClean(GBR)	6-12-76
	61.7	Paul Spangler(CA)	6-23-90
92	56.3	Everett Hosack(OH)	8-28-94
	w48.70	Jing-chan Wang(TAI)	11-29-87
93	52.21	Jing-chan Wang(TAI)	8- 3-89
	52.33	Herb Kirk(MT)	8- 3-89
94	93.39	Paul Spangler(CA)	6-12-93
95	62.28	Herb Kirk(MT)	7-26-91
99	48.42	Joginder Singh(((IN)	7-26-91

400 METERS

35	46.38	James King(CA)	5-25-84
36	47.6	Eugene Driver(CA)	7- 2-86
37	47.97	Clifton McKenzie(CA)	6-20-92
	p47.64	Ray Cardinal(CAN)	8- -84
38	48.87	Clifton McKenzie(CA)	8-11-93
	p48.51	Hagues Roger(FRA)	- -79
39	48.0	Hagues Roger(FRA)	6- 1-80
	50.2	Clarence Ray(US)	6-24-84
40	48.44	James King(CA)	8- 5-89
41	47.87	Manuel Ulacio(VEN)	11-14-81
	49.36	James Burnett(PA)	8-15-81
42	47.5	Lee Evans(CA)	4- -89
43	48.4	Hagues Roger(FRA)	5-27-84
	48.87	Stan Whitley(CA)	8- 5-89
44	48.7	Hagues Roger(FRA)	5-19-85
	50.07	Stan Whitley(CA)	8- 3-90
45	50.20	Fred Sowerby(NV)	8-12-94
46	50.24	Stan Whitley(CA)	7-12-92
47	50.39	Stan Whitley(CA)	8-11-93
48	50.29	Stan Whitley(CA)	8-12-94
49	51.44	Guido Mueller(FRG)	6-25-88
	52.0	Jack Greenwood(KS)	8- 8-75
50	51.60	Guido Mueller(FRG)	6- 3-89
	52.7	Don Parker(CA)	6-27-93
51	51.70	Harold Morioka(CAN)	6-25-94
	52.5	Don Parker(CA)	5-14-94
52	51.63	Stephen Robbins(CA)	7-22-95
53	53.52	Jack Greenwood(KS)	8- 1-79
54	52.8	Ralph Romain(TRI)	8-31-86
	54.5	Rudolph Valentine(NY)	7- 8-78
55	53.81	Berthold Neumann(GFR)	9- 6-86
	54.56	Rudolph Valentine(NY)	6- 9-79
56	53.04	Guido Mueller(FRG)	7-22-95
	54.5	Larry Colbert(MD)	9-15-93
57	52.8	Ralph Romain(TRI)	6-24-90
	55.7	Jack Greenwood(KS)	9-17-83
58	52.6	Ralph Romain(TRI)	7-22-90
	53.39	Larry Colbert(MD)	7-22-95
59	53.41	Ralph Romain(TRI)	7-27-91
	55.12	Jim Mathis(TN)	7- 8-94
	55.2	Rudolph Valentine(NY)	5- 7-83
60	53.9	Ralph Romain(TRI)	5-30-93
	56.77	Paul Johnson(US)	7-22-95
	56.80	Jim Mathis(TN)	7-22-95
61	54.2	Ralph Romain(TRI)	9-15-93
	58.33	Rudolph Valentine(NY)	6-29-85
	58.4	John Alexander(TX)	6-27-81
62	55.1	Ralph Romain(TRI)	7-24-94
	58.6	Chuck Sochor(MI)	7-22-90
63	53.88	Ralph Romain(TRI)	7-22-95
	57.64	Jack Greenwood(CO)	8- 5-89
64	56.45	Berthold Neumann(FRG)	7-22-95
	59.03	James Law(NC)	8- 3-90
65	58.79	James Law(NC)	7- 5-91
66	57.97	Earl Fee(CAN)	7-22-95
	60.59	Chuck Sochor(MI)	10-16-93
67	59.41	James Law(NC)	10-16-93
68	59.97	Willi Selzer(FRG)	7-22-95
	60.16	Chuck Sochor(MI)	9- 9-95
69	62.41	John Alexander(TX)	8- 5-89
70	62.2	John Alexander(TX)	9-24-89
71	64.85h	Fritz Assmy(GFR)	7-29-86
	65.8	James Lytjen(CA)	7-25-92
72	66.02	Payton Jordan(CA)	8- 5-89
73	64.6	Josiah Packard(CA)	8-10-77
74	68.9	Harold Chapson(HI)	7- 2-77
75	68.5	Josiah Packard(CA)	6-23-79
76	69.96	Fritz Assmy(FRG)	7-27-91
	70.68	Roderick Parker(US)	7-22-95
77	73.12	Roderick Parker(US)	8-22-96
	73.18	Harold Chapson(HI)	8- 1-79
78	72.26	Harold Chapson(HI)	1-13-81
79	74.10	Harold Chapson(HI)	8-15-81
80	75.4	Harold Chapson(HI)	7- 9-83
81	75.6	Harold Chapson(HI)	7-16-83
82	76.32	Aleksander Ernersaks(CAN)	8-14-93
	79.7	Harold Chapson(HI)	7-14-84
83	82.72	Friederich Mahlo(GER)	7-22-95
	88.0	Harold Chapson(HI)	12-14-85
84	2:08.8y	Fred Keiser(PA)	6-29-84
	p94.2	Narayana Murthy(IND)	- -85
	p98.4	Emmett Bennett(MT)	7- 9-94
85	91.54	Longino Perez(MEX)	12- 5-87
	1:43.74	Herbert Anderson(CO)	12- 5-87
86	93.59	Russell Randall(CO)	8-11-93
	p93.46	Masanosuke Aoki(JPN)	10-16-93
87	1:42.2	Josef Galia(GFR)	9- 4-85
	1:46.89	Russell Randall(CO)	8-12-94
88	98.34	Russell Randall(CO)	7-22-95
89	97.75	Longino Perez(MEX)	7-27-91
90	1:59.76	Narayana Murthy(IND)	7-27-91
	2:00.2	Paul Spangler(CA)	9-16-89
91	1:57.46	Toshio Kojima(JPN)	10-20-96
	2:13.89	Paul Spangler(CA)	8- 3-90
92	2:11.05	Jing-chan Wang(TAI)	12- 5-87
	2:24.12	Paul Spangler(CA)	7-27-91
93	2:30.02	Jing-chan Wang(TAI)	8- 5-89
	2:41.9	Herb Kirk(MT)	8-11-89
94	2:35.2	Everett Hosack(OH)	8- 3-96
96	2:49.4	Herb Kirk(MT)	7-31-92

800 METERS

35	1:43.36	Johnny Gray(CA)	8-16-95
36	1:43.93	Johnny Gray(CA)	7-13-96
37	1:51.4	Kurt Schmittenheim(GFR)	7- 2-78
	1:52.1	Ralph Lee(CA)	5-13-79
38	1:52.8	Michel Bernard(FRA)	7-26-70
	1:56.1	John Perry(CA)	7-10-82
	p1:55.7	Peter Mogg(CA)	2- 6-93
	p1:56.04	Ben Brown(CA)	8-15-92
39	1:55.1	Barry Adams(CAN)	8- 6-81
	1:56.78	Duane Green(VA)	6-16-90
40	1:52.5	Ken Popejoy(IL)	5-31-91
41	1:51.25	Peter Browne(GBR)	6-11-90
	1:55.7	George Cohen(CA)	8-15-81
42	1:55.5i	Ken Popejoy(IL)	1-30-93
	p1:55.5	David Romain(TRI)	- -84
43	1:55.7	Ernest Billups(IL)	8-16-80
44	1:56.1	Ernest Billups(IL)	8- 8-81
45	1:56.16	Ronaldo Mercelina(HOL)	7- 7-91
	1:57.73	George Cohen(CA)	8-23-85
46	1:57.47h	Don Parker(CA)	3-17-90
47	1:56.27	Don Parker(CA)	5-12-90
48	1:58.1	Bill Fitzgerald(CA)	7- 6-73
49	1:59.42	Don Parker(CA)	8-15-92
	1:59.5	Bill Fitzgerald(CA)	7- 6-74
50	1:59.45	Ronaldo Mercelina(HOL)	6-16-96
	2:01.1	Bill Fitzgerald(CA)	6-29-75
51	2:01.3	Johan Hesselberg(NOR)	9- 8-83
	2:03.2	Bill Fitzgerald(CA)	6-27-76
52	2:02.86	J. Nelson Da Silva(BRA)	7-23-91
	2:03.65	Ken Baker(NJ)	8- 1-89
53	2:03.5	Dean Smith(IL)	7-28-79
54	2:04.8	Bill Fitzgerald(CA)	7- 7-79
55	2:05.07	Tom Roberts(AUS)	8- 1-89
	2:08.9i	Ken Baker(NJ)	3-22-92
	2:08.9	Bill Fitzgerald(CA)	7- 5-80
56	2:09.64	Ralph Miller(WA)	8- 7-88
57	2:09.4	Bill Fitzgerald(CA)	7-10-82
58	2:08.65	Berthold Neumann(FRG)	8- 1-89
	2:13.0	Bill Fitzgerald(CA)	8-27-83
59	2:13.0	Bill Fitzgerald(CA)	7- 1-84
60	2:12.9	Earl Fee(CAN)	7- 6-89
	2:13.98	Jim Sutton(PA)	7-23-91
61	2:15.21	Unto Mattsson(FIN)	7-23-91
	2:15.46	Ralph Miller(WA)	8-13-93
62	2:12.62	Derek Turnbull(NZL)	7-23-89
	2:17.51	Ralph Miller(WA)	8-13-94
63	2:16.3i	Earl Fee(CAN)	3- 6-93
	2:18.77	Ralph Miller(WA)	7- 8-95
64	2:15.69	Frank Evans(NZL)	8- 1-89
	2:20.77	Sid Wing(CA)	7- 8-95
65	2:15.23	Earl Fee(CAN)	8-13-94
	2:24.79	Jim Sutton(PA)	8-17-96
66	2:14.33	Earl Fee(CAN)	7-18-95
	2:28.0	William Andberg(MN)	8- 9-77
67	2:17.54	Earl Fee(CAN)	8-22-96
	2:26.66	Bob McGowan(CA)	9- 1-91
68	2:29.54	Gert Ekkman(SWE)	10-11-93
	2:30.1	William Andberg(MN)	7-28-79
69	2:37.5	Jay Sponseller(FL)	11- 7-87
70	2:27.57	James Lytjen(CA)	7-23-91
71	2:31.1	James Lytjen(CA)	7-25-92
72	2:34.7	James Lytjen(CA)	8-18-93
73	2:35.8	Harold Chapson(HI)	6-27-76
74	2:37.2	Harold Chapson(HI)	7- 2-77
75	2:40.0	Harold Chapson(HI)	5-14-78
76	2:45.4	Harold Chapson(HI)	6-24-79
77	2:46.3	Harold Chapson(HI)	7-28-79
78	2:44.1	Harold Chapson(HI)	12-31-80
79	2:46.7	Harold Chapson(HI)	8-15-81
80	2:53.5	Harold Chapson(HI)	7-11-82
81	2:49.4	Harold Chapson(HI)	10-09-83
82	2:57.48	Harold Chapson(HI)	8-19-84
83	3:13.3	Harold Chapson(HI)	5- 4-86
84	3:13	Harold Chapson(HI)	7-11-86
85	3:29.42	Longino Perez(MEX)	11-29-87
	3:58.3	Paul Spangler(CA)	5- 5-84
86	4:04.7	Harold Chapson(HI)	5- 1-89
87	3:45.5	Josef Galia(GFR)	9- 4-85
	4:04.66	Willard Benton(CA)	7-23-91
88	4:25.5	Paul Spangler(CA)	5-23-87
89	3:51.50	Longino Perez(MEX)	7-23-91
90	4:39.59	Paul Spangler(CA)	6-10-89
91	4:58.15	Paul Spangler(CA)	8- 4-90
92	5:16.0	Paul Spangler(CA)	6-23-91
94	6:19.65	Paul Spangler(CA)	10-11-93
95	6:02.94	Herb Kirk(MT)	7-23-91

1500 METERS

35	3:34.79	John Walker(NZL)	7-22-87
	3:37.34	Steve Scott(CA)	5-17-91
36	3:33.91	Mike Boit(KEN)	8-21-85
	3:39.52	Steve Scott(CA)	5-22-92
37	3:35.96	John Walker(NZL)	7-19-89
	3:50.9	Bill Stewart(MI)	5-24-80
38	3:37.01	Mike Boit(KEN)	7-22-87
	3:59.0	Harold Nolan(NJ)	5- 5-85
	3:59.0	Ransey Thomas(MD)	7- 3-82
39	3:52.7	Michel Bernard(FRA)	5- 9-71
	3:54.1	Bill Stewart(MI)	2-25-82
40	3:45.3i	Eamonn Coghlin(IRL)	2-26-93
	3:47.64	Steve Scott(CA)	6- 1-96
41	3:49.21	Wilson Waigwa(KEN)	7-29-90
	3:57.94h	Harold Nolan(NJ)	5-14-88
42	3:53.18	Larry Almberg(WA)	8- 5-89
43	3:50.43	Larry Almberg(WA)	7-29-90
44	3:54.9	Bill Stewart(MI)	4-23-87
45	3:59.24	Ken Sparks(OH)	7-29-90
46	3:58.3	Peter Molloy(GBR)	8- 9-95
	4:04.4	Ernest Billups(IL)	9-27-83
47	4:04.47	Ronaldo Mercelina(HOL)	10-16-93
	4:07.9	Mike Manley(OR)	7-20-89
48	4:05.53	Alan Bradford(GBR)	12- 5-87
	4:08.23	Albin Swenson(CT)	7-22-95
49	4:09.3	William Baillie(NZL)	9-16-83
	4:09.99	Ernest Billups(IL)	7-19-86
50	4:05.2	Tom Roberts(AUS)	3-22-84
	4:05.8	Ray Hatton(OR)	7- 8-82
51	4:09.41	Ian Babe(NZL)	12- 5-87
	4:14.2	Ray Hatton(OR)	7-29-83
52	4:12.60	Reginald Phipps(GBR)	7-22-95
	4:17.2	Ray Hatton(OR)	7-20-84
53	4:10.47	Tom Roberts(AUS)	12- 5-87
	4:21.8	Jim Sutton(PA)	7-28-84
54	4:15.6	Derek Turnbull(NZL)	1-11-81
	4:22.0	Bill Fitzgerald(CA)	7- 8-79
55	4:14.4	Gunther Hesselmann(GFR)	6-23-81
	4:25.24	Jim Sutton(PA)	7-19-86
56	4:22	John Gilmour(AUS)	10-22-75
	4:22.4	Alf Eidsather(NOR)	7-24-84
	4:27.2	Ray Hatton(OR)	7-10-88
57	4:17.6	Jack Ryan(AUS)	3-11-80
	4:30.49	Ralph Miller(WA)	8- 5-89
58	4:18.27	Derek Turnbull(NZL)	6-29-85
	4:32.01	Jim Sutton(PA)	7-22-89
59	4:27.2	Jack Ryan(AUS)	4-10-82
	4:30.54	Jim Sutton(PA)	8- 5-90
60	4:30.0	John Gilmour(AUS)	12-22-79
	4:32.09	Jim Sutton(PA)	7-27-91
61	4:37.80i	Maurice Morrell(GBR)	3-20-94
	4:48.96	Bill McChesney(OR)	8- 5-89
62	4:28.66	Derek Turnbull(NZL)	8- 5-89
	4:49.8	Don Longenecker(NM)	6-24-78
63	4:38.84	Siem Herlaar(HOL)	6-12-93
	4:44.31	Jim Sutton(PA)	8-14-94
64	4:42.86	Siem Herlaar(HOL)	10-16-93
	4:56.0	Paul Heitzman(KS)	5-17-95
65	4:39.87	Siem Herlaar(HOL)	7-16-94
	4:39.9	Derek Turnbull(NZL)	3-14-92
	4:56.81	Joe King(CA)	7- 7-91
66	4:47.83	Siem Herlaar(HOL)	7-22-95
	5:00.6	Don Longenecker(NM)	6-12-82
67	4:56.8	Jack Stevens(AUS)	2- 7-84
	5:15.29	Gunner Linde(CA)	7-21-95
68	5:01.33	John Gilmour(AUS)	12- 5-87
	5:11.6	William Andberg(MN)	8- 1-79
69	5:04.3	Scotty Carter(MA)	6-14-86
70	5:09.73	John Gilmour(AUS)	8- 5-89
	5:14.97	James Lytjen(CA)	7-27-91
71	5:22.84	James Lytjen(CA)	8-16-92
	5:22.86	Gudmund Straume(NOR)	6-30-90
72	5:21.5	Harold Chapson(HI)	6-28-75
73	5:21.1	Harold Chapson(HI)	8- 9-75
74	5:26.3	Harold Chapson(HI)	6-25-77
75	5:28.5	Scotty Carter(MA)	6-28-92
76	5:35.4	Harold Chapson(HI)	4- 1-79

77	5:43.0	Harold Chapson(HI)	8- 1-79
78	5:40.2	Harold Chapson(HI)	12-31-80
79	5:50.4	Harold Chapson(HI)	8-16-81
80	5:54.5	Harold Chapson(HI)	7-17-82
81	6:10.06	Edward Benham(MD)	8- 6-88
82	6:15.37	Edward Benham(MD)	8- 5-89
83	7:44.4	Paul Spangler(CA)	6-20-82
84	6:25.45	Edward Benham(MD)	7-27-91
85	7:03.38	Longino Perez(MEX)	12- 5-87
	7:44.96	Paul Spangler(CA)	5- 5-84
86	7:50.61	Paul Spangler(CA)	8-24-85
87	7:29.4	Josef Galia(GFR)	9- 4-85
	8:26.82	Willard Benton(CA)	7-27-91
88	8:37.53	Paul Spangler(CA)	12- 5-87
89	7:59.18	Longino Perez(MEX)	7-27-91
90	9:25.2	Paul Spangler(CA)	6-10-89
91	10:04.68	Paul Spangler(CA)	8- 5-90
92	10:10.71	Paul Spangler(CA)	7-27-91
93	13:04.4	Herb Kirk(MT)	8-11-89
94	13:01.2	Herb Kirk(MT)	8-24-90
95	13:53.2	Herb Kirk(MT)	10- 6-90
96	14:38.0	Herb Kirk(MT)	7-31-92

ONE MILE

35	3:54.13	Steve Scott(CA)	7- 1-91
36	3:52.48	John Walker(NZL)	7- 2-88
	3:59.88i	Steve Scott(CA)	2-20-93
37	3:54.28	John Walker(NZL)	7- 1-89
	4:15.3	Ramsey Thomas(MD)	7-18-81
38	3:55.19	John Walker(NZL)	8-12-90
	4:15.0	Glynn Wood(DC)	4-21-73
39	4:13.0	Fred Norris(GBR)	5-13-61
	4:13.3i	Bill Stewart(MI)	1-28-82
40	4:01.39i	Eamonn Coghlin(IRL)	2-26-93
	4:10.43	Steve Scott(CA)	5-26-96
41	3:58.15i	Eamonn Coghlin(IRL)	2-20-94
	4:15.38	Harold Nolan(NJ)	8- 6-88
42	4:14.59i	Ken Popejoy(IL)	2- 5-93
43	4:06.70	Larry Almberg(WA)	7-29-90
44	4:20.26i	Larry Almberg(WA)	2- 9-92
45	4:16.75	David Sirl(NZL)	12- 6-87
	4:17.14	Ken Sparks(OH)	7-29-90
46	4:21.90	Albin Swenson(CT)	2-26-93
47	4:21.88	Antonio Villanueva(MEX)	12- 6-87
	4:23.81i	Ken Sparks(OH)	2- 9-92
48	4:25.77	David Sirl(NZL)	11-10-90
	4:32.8	Bill Fitzgerald(CA)	6- 2-73
49	4:27.5	David Sirl(NZL)	11-16-91
	4:30.8	Ray Hatton(OR)	5-28-81
50	4:32.2	Bill Fitzgerald(CA)	7-13-75
51	4:43.9	Vic Heckler(IL)	12-11-93
52	4:35.2	Alan Bradford(AUS)	11-16-91
	4:39.0	Ray Hatton(OR)	7-27-84
53	4:30.06	Tom Roberts(AUS)	12- 6-87
	4:41.31i	Dan Conway(WI)	2-15-92
54	4:48.99i	Jim Sutton(PA)	2-22-86
55	4:40.4	Jack Ryan(AUS)	12-15-77
	4:46.5	Don Gammie(OH)	10- 5-86
56	4:47.40	Ray Hatton(OR)	6-25-88
57	4:52.5	Alan Bradford(AUS)	3-30-96
	4:53.52	Jim Sutton(PA)	5-13-89
58	5:00.2	Maurice Tarrant(CAN)	6- 8-88
	5:05.7	Jim Sutton(PA)	8-19-89
59	5:00.06	Maurice Tarrant(CAN)	6-10-89
	5:13.5	Clive Davies(OR)	7-13-75
60	4:54.07	Joop Ruter(HOL)	8- 1-93
	4:58.2	Jim Sutton(PA)	8-17-91
61	4:57.1	John Gilmour(AUS)	11-13-80
	5:16.8	Clive Davies(OR)	6-11-77
62	5:05.5	Derek Turnbull(NZL)	6-21-89
	5:17.5	Don Longenecker(NM)	4-16-78
63	5:04.36	Rune Bergman(SWE)	12- 6-87
	5:15.2	Clive Davies(,O)	6- 9-79
64	4:55.10	Siem Herlaar(HOL)	8- 1-93
	5:26.93	Archie Messenger(NY)	3-19-88
65	4:56.4	Derek Turnbull(NZL)	2-29-92
	5:22n	Monty Montgomery(CA)	4- 8-72
66	5:30.0	William Andberg(MN)	6-29-77
67	5:13.3i	Earl Fee(CAN)	3-23-96
	5:41.23	Gunner Linde(CA)	5-26-96
68	5:39.0	William Andberg(MN)	6-16-79
69	5:34.8	John Keston(OR)	7-14-94

John Keston, 70, first in the National Masters News Age-Graded Mile (5:52.03 88.1%), Hayward Masters Classic, Eugene, Ore., June 24-25. Keston also won the 10,000, 5000. 3000, and 1500. Photo by Suzy Hess

70	5:32.4i	Scotty Carter(MA)	3-15-87
71	5:54.0	Harold Chapson(HI)	11-25-73
72	5:52.3	Harold Chapson(HI)	3- 2-75
73	5:51.7	Harold Chapson(HI)	1- 4-76
74	5:58.8	Harold Chapson(HI)	4-24-77
75	5:57.2	Scotty Carter(MA)	7-12-92
76	7:05.1	Richard Bredenbeck(OH)	5-22-82
77	6:54.0	Paul Spangler(CA)	8- 2-76
78	6:15.1	Harold Chapson(HI)	7- 5-81
79	6:59.4	Paul Spangler(CA)	8- 4-78

80	6:43.3	Harold Chapson(HI)	3- 4-83
81	8:07.1	Paul Spangler(CA)	6- 7-80
82	9:47.0	Byron Fike(OH)	6-23-90
83	p11:28.8	Albert Epp(FL)	10-25-88
84	8:07.4	Paul Spangler(CA)	6-25-83
85	14:09.65i	Charles Espy(FL)	3-30-96
87	8:04.7	Josef Galia(GFR)	9- 4-85
	12:23.6	Herb Kirk(MT)	8-26-83
90	13:43.6	Herb Kirk(MT)	8-16-86
91	13:45.6	Herb Kirk(MT)	8- 8-87
94	14:08.3	Herb Kirk(MT)	8-24-90
95	14:48.2	Herb Kirk(MT)	10- 6-90

3000 METERS

35	7:47.61	Thomas Wessinghage(FRG)	8-16-87
	7:47.92	Steve Plasencia(US)	7-18-92
	p7:43.44	Hammou Boutayeb(MOR)	7-15-91
36	7:49.86	Wilson Waigwa(KEN)	8- 7-85
	7:58.98	Steve Plasencia(US)	8- 8-93
37	7:45.64	John Walker(NZL)	7-14-89
	8:34.4	Ramsey Thomas(MD)	12- 6-80
38	8:05.01	John Walker(NZL)	8- 3-90
	8:37.6	Harold Nolan(NJ)	7-11-85
39	8:02.2	Michel Bernard(FRA)	6- 2-71
	8:48.0	Randy Taylor(AR)	4-11-87
40	8:05.08	Martti Vainio(FIN)	6-12-91
	8:17.4	Barry Brown(FL)	7-30-84
41	8:22.0	Alain Mimoun(FRA)	6- 6-62
	8:22.0	Laurie O'Hara(GBR)	6-23-73
	8:56.6	Harold Nolan(NJ)	7-13-88
	p8:15.0	Rien Van Der Wilt(HOL)	6- 6-91
	p8:48.30i	Ken Leinbach(US)	3-17-96
42	8:24.8	Laurie O'Hara(GBR)	6-21-74
	8:44.0i	Ken Popejoy(IL)	1-16-93
43	8:17.4	Jack Foster(NZL)	1-31-76
	8:49.4	Duncan McDonald(HI)	6-12-92
44	8:20.8	Lucien Rault(FRA)	6- 4-80
	8:50.0	Hal Higdon(IN)	7-13-75
	8:50.0i	Bill Stewart(MI)	12-22-87
45	8:32.0	Noel Tijou(FRA)	5-24-87
	8:47.4i	Bill Stewart(MI)	2-27-88
46	8:48.34	Francois Blommaerts(BEL)	7- 2-93
	9:11.72	Salih Talib(NY)	6- 2-91
	p8:32.2	Udo Immig(FRG)	- -83
47	8:46.8	Manuel Alonso(SPA)	7- 9-77
	9:01.2i	Bill Stewart(MI)	6-28-90
48	8:56.8i	Bill Stewart(MI)	1-19-91
49	8:49.02	Josef Kurz(FRG)	7-15-88
	8:51.6	Michael Heffernan(OR)	5- -90
50	8:53.8	Ray Hatton(OR)	6-25-82
	8:53.8	Josef Kurz(FRG)	5-16-89
51	9:13.28	Dan Conway(WI)	6-23-90
	p9:01.47	Edgar Friedli(SUI)	- -84
52	9:03.6	Luciano Aquarone(ITA)	10-16-82
	9:14.84i	Dan Conway(WI)	3-24-91
53	8:51.0	Tom Roberts(AUS)	12- 9-87
	9:10.2	Ray Hatton(OR)	7-20-85
54	9:26	George McGrath(AUS)	10-10-74
	9:53.0	Mauro Hernandez(CA)	4- 2-77
	p9:00.9	Gunther Hesselmann(GFR)	- -80
55	9:01.8	Gunther Hesselmann(GFR)	7-15-81
	9:51.8i	Howard Rubin(NY)	3-10-84
56	9:21.0	John Gilmour(AUS)	2-11-76
	9:37.88	Ray Hatton(OR)	6-26-88
57	9:34.2	Ray Hatton(OR)	7- 1-89
58	9:47.4	Jim McDonald(NZL)	1-23-93
	10:01.69i	Jim Sutton(PA)	3-25-90
59	9:55.07	Maurice Tarrant(CAN)	7-20-89
	10:27.8	Pat Devine(CA)	5-28-88
60	9:43.2	John Gilmour(AUS)	11-10-79
	10:13.8	Don Gammie(OH)	8-10-91
61	9:36.6	Siem Herlaar(HOL)	8-31-90
	10:31.4i	Jim Sutton(PA)	1- 3-93
62	10:12.2	Derek Turnbull(NZL)	6-21-89
	10:46	Boyce Jacques(NV)	9-24-88
63	10:25.6	Mathias Bergseth(NOR)	7-28-84
	10:42.2i	Bill Fortune(NY)	12-15-91
64	10:47.0	William Andberg(MN)	8-13-75
65	9:47.4	Derek Turnbull(NZL)	2- 8-92
	10:51.0	Norman Bright(WA)	6-17-75
66	10:20.8	John Gilmour(AUS)	2- -86
	10:59.8i	Jim Forshee(MI)	2-14-93

67	10:14.4	John Gilmour(AUS)	3-12-87
	11:20.0	Joe King(CA)	9-12-93
68	11:21.8	Joe King(CA)	7-10-94
69	10:54.62	John Keston(OR)	7-10-94
70	10:51.0	John Keston(OR)	7-27-95
71	11:17.99i	James Todd(GBR)	3-13-93
	12:11.8	Tom Roberts(GA)	10-20-73
72	11:55.8i	Richard Bredenbeck(OH)	3-19-78
73	11:46.2	Harold Chapson(HI)	3-28-76
74	12:23.8	Harold Chapson(HI)	1-16-77
75	12:04.0	Scotty Carter(MA)	6-28-92
76	12:37.0	Edward Benham(MD)	5- 5-84
77	12:30.4	Edward Benham(MD)	5- 3-85
78	12:42.4	Edward Benham(MD)	5- 3-86
79	14:56.6	Harold Chapson(HI)	11-22-81
80	13:12.6	Edward Benham(MD)	4-29-88
81	15:35.38	Dudley Healy(NJ)	5- 5-95
82	13:52.63	Edward Benham(MD)	5- 4-90
84	15:49.0	Paul Spangler(CA)	5-21-83
85	16:32.0	Paul Spangler(CA)	5- 4-84
87	16:44.2	Paul Spangler(CA)	7- 6-86
88	18:55.8	Paul Spangler(CA)	7-18-87
90	20:08.4	Paul Spangler(CA)	9-16-89
91	20:42.89	Paul Spangler(CA)	6-23-90

TWO MILES

35	8:23.32	John Walker(NZL)	8-14-87
	8:37.6i	George Young(AZ)	5-19-73
36	8:41.8i	George Young(AZ)	4-20-74
37	8:57.0	Fred Norris(GBR)	3-30-59
	9:24.0	Peter Mundle(CA)	7-14-65
	p9:00.4i	Frank Pflaging(MD)	- -70
38	9:32.0i	David Wee(MN)	2-12-77
39	9:00.0i	Fred Norris(GBR)	1-14-61
	9:09.6i	Bill Stewart(MI)	2-13-82
40	8:55.4	John Van Der Wansem(HOL)	7-19-90
	9:06.6	Barry Brown(FL)	7-30-84
41	9:08.4	Tom Laris(CA)	7-23-81
42	9:22.8i	Ken Popejoy(IL)	12-12-92
	p9:17.6	Charles McMullen(NY)	6-24-93
43	9:19.2	Jim McDonald(NZL)	2-19-78
	9:32.8i	Peter Mundle(CA)	2-19-72
44	9:28.6	Jim McDonald(NZL)	2-18-79
	9:32.6i	Bill Stewart(MI)	2-10-87
45	9:20.0i	Bill Stewart(MI)	2-27-88
46	9:44.6	Peter Mundle(CA)	8- 2-74
47	9:45.8	Peter Mundle(CA)	7-26-75
48	9:58.54i	Dan Conway(WI)	3-29-87
49	10:07.4	Peter Mundle(CA)	6- 2-77
50	10:09.2i	Lloyd Slocum(NH)	3-27-83
51	10:09.4	James Daley(NH)	7- 8-87
	p10:03.0	Alan Bradford(AUS)	- -91
52	10:14.2	Alan Bradford(AUS)	12-15-91
	10:19.2	David Stevenson(CA)	12-20-80
53	10:12	George McGrath(AUS)	10-18-73
	10:26.6	David Stevenson(CA)	7-15-82
54	10:17.6	Jim McDonald(NZL)	2-15-89
	10:31.2	Mauro Hernandez(CA)	4- 2-77
55	10:35.0	Bill McChesney(OR)	7-15-83
56	10:07	John Gilmour(AUS)	1-14-76
	10:38.8	Bill McChesney(OR)	7-20-84
57	10:44.6	Alan Bradford(AUS)	3-30-96
	11:06.0	Ralph Miller(WA)	1-18-89
58	10:59.0	Jim McDonald(NZL)	12-15-92
	11:14.4	Charles Wimberly(LA)	5- 3-92
59	10:48.0	Jim McDonald(NZL)	11- 7-93
	11:14.0	Clive Davies(OR)	7-13-75
60	11:04.8i	Jim Sutton(PA)	2- 2-92
61	11:08.2	Bill McChesney(OR)	6-16-89
62	11:09	Don Longenecker(NM)	6-25-78
63	11:27.8i	Bill Fortune(NY)	1- 4-92
64	11:41.2	Norman Bright(WA)	4- 6-74
65	11:35.6	Norman Bright(WA)	6-17-75
66	11:30.0	Monty Montgomery(CA)	3-25-73
67	10:58.2	John Gilmour(AUS)	3-12-87
	12:31.0	John Boots(CA)	11- 9-86
68	12:40.0	Otto Essig(MA)	8- 3-74
69	12:55.8	Stan Nicholls(AUS)	12-20-80
	12:57.4	Otto Essig(MA)	8- 2-75
70	12:23	Stan Nicholls(AUS)	11-18-81
	13:10i	Richard Bredenbeck(OH)	3-14-76
71	12:42.4	Stan Nicholls(AUS)	7- 4-82
	13:09.0	Harold Chapson(HI)	10-14-73

72	12:48.0i	Richard Bredenbeck(OH)	3-19-78
73	12:41.0	Harold Chapson(HI)	3-14-76
74	13:47.6	Richard Bredenbeck(OH)	6-21-80
75	14:28.2i	William Brobston(NY)	3-20-88
76	14:30	Lou Gregory(FL)	9-30-78
77	14:41	Paul Spangler(CA)	6-12-76
78	15:41	Paul Spangler(CA)	4-16-77
79	15:12.4i	Paul Spangler(CA)	3-17-79
80	15:47.2	Paul Spangler(CA)	7-22-79
81	16:40.2	Paul Spangler(CA)	6- 7-80
82	16:46	Albert Gordon(NY)	10-15-83
91	32:38.4i	Herb Kirk(MT)	1-11-87

THREE MILES

35	13:44.2	Peter McArdle(NY)	6-11-64
42	14:29.2	Ray Hatton(OR)	6-15-74
43	14:41.6	Ray Hatton(OR)	4-26-75
44	14:33.6	Jim McDonald(NZL)	2-18-79
	14:45.2	Hal Higdon(IN)	8- 8-75
45	15:17.0	Ken Winn(GA)	6-11-83
46	15:07	Peter Mundle(CA)	7- 7-74
50	15:37.8	James O'Neil(CA)	1-10-76
51	15:39	Peter Mundle(CA)	5-31-79
54	15:54.2	Jim McDonald(NZL)	2-12-89
56	16:25	Alex Ratelle(MN)	8-22-81
59	16:51.2	Clive Davies(OR)	7-13-75
62	16:59.2	Don Longenecker(NM)	6-25-78
65	17:59.2	Norman Bright(WA)	7-22-75
67	18:44	Norman Bright(WA)	5- 6-77
68	19:00	William Andberg(MN)	6-16-79
69	19:31	Otto Essig(MA)	5-18-75
71	19:09.0	Stan Nicholls(AUS)	7- 4-82
72	20:14.4	Harold Chapson(HI)	4-27-75
74	20:38.2	Harold Chapson(HI)	1-30-77

5000 METERS

35	13:17.3	Carlos Lopes(POR)	7-14-82
	13:35.83	Steve Plasencia(US)	6- 6-92
36	13:26.03	Steve Plasencia(US)	6- 5-93
	p13:16.4	Miruts Yifter(ETH)	6- 7-80
37	13:16.36	Carlos Lopes(POR)	6-28-84
	13:47.44	Steve Plasencia(US)	5-22-94
	p13:46.4	Chris Fox(MD)	- -96
38	13:43.65	Steve Plasencia(US)	5-13-95
39	13:40.0	Michel Bernard(FRA)	6-26-71
	13:59.95	Steve Plasencia(US)	6-21-96
40	13:45.6	Lucien Rault(FRA)	5-21-76
	14:27.0	Mike Manley(OR)	6- 6-82
41	14:16.6	Lucien Rault(FRA)	10- 9-77
	14:40.2	Tom Laris(CA)	8- 6-81
42	14:04.2	Lucien Rault(FRA)	6-24-78
	14:59.98	Harold Nolan(NJ)	8- 1-89
43	14:21.0	Jack Foster(NZL)	2-21-76
	15:30.8	Jerry Smartt(CA)	8- 8-75
44	14:35.4	Lucien Rault(FRA)	6-15-80
	15:07.4	Larry Almberg(WA)	7- 4-91
45	14:56.4	Alain Mimoun(FRA)	5-29-66
	15:22.15	Michael Hefferman(OR)	8-25-85
46	14:23.6	Lucien Rault(FRA)	6-19-82
	15:11.2	Salvador Vasquez(CA)	7- 5-86
47	14:44.18	Antonio Villanueva(MEX)	12- 1-87
	15:12.25	Mike Manley(OR)	8- 1-89
48	15:17.4	Ray Hatton(OR)	8- 2-80
49	14:46.66	Antonio Villanueva(MEX)	8- 1-89
	15:17.6	Ray Hatton(OR)	8-16-81
50	15:06.0	Jean Onselen(BEL)	9-12-84
	15:41.67	Michael Heffernan(OR)	7-25-91
51	14:55.60	Antonio Villanueva(MEX)	7-25-91
	15:42.4	Ray Hatton(OR)	7-30-83
52	15:37.11	Josef Kurz(FRG)	7-25-91
	15:47.0	Ray Hatton(OR)	7-14-84
53	15:34.00	Stephen James(GBR)	7-25-91
	15:57.4	Ray Hatton(OR)	7-27-85
54	16:03.52	Luciano Acquarone(ITA)	6-26-85
	16:13.66	Bill Foulk(MT)	8-16-87
55	15:42.4	Gunther Hesselmann(GFR)	6-27-81
	16:27.1	James O'Neil(CA)	1-12-81
56	15:44.2	Stephen James(GBR)	5- 7-94
	16:30.5	Alex Ratelle(MN)	1-12-81
57	16:31	John Gilmour(AUS)	1-24-77
	16:34.0	Alex Ratelle(MN)	8-14-82
58	16:00.6	Jack Ryan(AUS)	3- -81
	16:58	James O'Neil(CA)	9-17-83
59	16:45.01	Luciano Acquarone(ITA)	6-30-90
	16:54.67	Carlos Valle(CA)	8-11-94
60	16:31.2	Willem Ravenberger(HOL)	9-28-89
	16:52.0	James O'Neil(CA)	6-25-85
61	16:33.3	John Gilmour(AUS)	8- 9-80
	17:38.0	Clive Davies(OR)	6-19-77
62	16:38.4	John Gilmour(AUS)	4-11-82
	17:34.70	Gaylon Jorgensen(NV)	7-25-91
63	17:27.5	Clive Davies(OR)	7- 8-79
64	17:19.0	Clive Davies(,O)	8- 2-80
65	16:38.8	Derek Turnbull(NZL)	3-13-92
	18:27.04	Joe King(CA)	7-25-91
66	17:25.4	John Gilmour(AUS)	6-25-85
	17:40.4	Clive Davies(OR)	7-31-82
67	17:49.8	John Gilmour(AUS)	4- 5-87
	19:04.6	John Holoubek(CA)	10- 1-83
68	18:10.37	John Gilmour(AUS)	4- 1-88
	19:11.7	William Andberg(MN)	7- 8-79
69	18:36.38	John Keston(OR)	6-26-94
70	18:46.62	John Gilmour(AUS)	8- 1-89
	20:05.4	Ray Sears(IN)	8- 8-77
71	18:43.61h	Warren Utes(IL)	7-23-91
72	19:07.25	John Gilmour(AUS)	7-25-91
	20:51.6	Harold Chapson(HI)	4-27-75
73	19:47	John Gilmour(AUS)	4-30-93
	20:02.57	Alfred Funk(MT)	8-16-87
74	20:24.23	John Gilmour(AUS)	10-11-93
	21:08.0	Lou Gregory(FL)	12-22-76
75	20:36.0	David Morrison(GBR)	9- 9-89
	20:55.39	Alfred Funk(MT)	8- 1-89
76	20:59.0	Edward Benham(MD)	9-23-83
77	20:21.62	Kosaku Kanamori(JPN)	5-10-92
	21:35.2	Edward Benham(MD)	5- 4-85
78	21:39.8	Alfred Funk(MT)	8-13-92
79	21:19.8	Edward Benham(MD)	7-20-86
80	22:31.82	Edward Benham(MD)	12- 1-87
81	21:46.86	Edward Benham(MD)	6-22-89
82	22:08.79	Edward Benham(MD)	8- 1-89
83	22:57.4	Edward Benham(MD)	8- 4-90
84	23:03.81	Edward Benham(MD)	7-25-91
85	25:50.97	Yoshiharu Veda(JPN)	9-16-94
	28:03.8	Paul Spangler(CA)	4-14-84
86	28:54.4	Paul Spangler(CA)	6-26-85
87	26:50.2	Josef Galia(GFR)	8-16-85
	29:50.0	Paul Spangler(CA)	7- 5-86
88	30:24.6	Paul Spangler(CA)	5-23-87
90	37:39.38	Paul Spangler(CA)	8- 1-89
91	43:48.03	Alfred Althaus(FRG)	7-18-95
	48:38.8i	Herb Kirk(MT)	1-11-87
92	40:35.39	Paul Spangler(CA)	7-25-91
94	54:08.71	Paul Spangler(CA)	10-11-93
95	50:23.53	Herb Kirk(MT)	7-25-91

SIX MILES

(times which are better than the 10K times)

35	28:02.4	Peter McArdle(NY)	5- 3-64
37	28:47.4	Oscar Moore(NJ)	6- 8-75
40	30:44	Ray Hatton(OR)	7-15-72
41	30:26.2	Hal Higdon(IN)	8-27-72
42	30:10.4	Hal Higdon(IN)	7- 6-73
43	29:59.0	Ray Hatton(OR)	4-26-75
44	29:29.6	Charles Smart(GBR)	4-24-54
45	30:47.0	Ray Hatton(OR)	6-11-77
46	31:29	Peter Mundle(CA)	7- 5-74
48	31:59	Hal Higdon(IN)	6-25-79
50	32:40	Peter Mundle(CA)	10- 1-78
56	33:03	Alex Ratelle(MN)	8-22-81
59	35:05	Clive Davies(OR)	7-12-75
65	38:17.4	Norman Bright(WA)	7-12-75
66	37:24.4	Norman Bright(WA)	8- 3-76
72	42:04.8	Stan Nicholls(AUS)	12-12-83
	43:11.0	Harold Chapson(HI)	4-27-75
73	42:14	Edward Benham(MD)	5- 2-81
77	45:53.4	Paul Spangler(CA)	7- 2-76
78	47:16.6	Paul Spangler(CA)	6-25-77

10,000 METERS

35	27:24.4	Carlos Lopes(POR)	6-26-82
	28:05.86	Steve Plasencia(US)	4-17-92
36	27:23.44	Carlos Lopes(POR)	7- 9-83
	28:02.41	Steve Plasencia(US)	6-18-93
	p27:53.0	Chris Fox(MD)	- -95
37	27:17.48	Carlos Lopes(POR)	7- 2-84
	29:03.54	Steve Plasencia(US)	6-16-94
	p28:09.3	Pat Porter(CO)	- -96
38	28:16.0	Anatoly Badrankov(URS)	7-21-79
	29:08.6	Barry Brown(FL)	3-25-83
39	28:46.8	Jack Foster(NZL)	3-18-72
	28:50.79	Steve Plasencia(US)	5-11-96
	p28:48.64	Steve Plasencia(US)	- -96
40	28:30.88	Martti Vainio(FIN)	6-25-91
	31:35.66	Earl Owens(US)	7-30-89
41	28:50.4	Lucien Rault(FRA)	6-15-77
	31:09.0	Tom Laris(CA)	8-15-81
42	29:02.6	Lucien Rault(FRA)	7-21-78
	30:50.37	Larry Almberg(WA)	7-30-89
43	29:57.4	Alain Mimoun(FRA)	8- 1-64
	30:56.0	Ray Hatton(OR)	4-26-75
44	30:20.6	Augustin Fernandes(SPA)	6- 6-82
	31:41.6	Barry Brown(FL)	8- 4-88
45	30:16.8	Alain Mimoun(FRA)	6-17-66
	31:48	Ray Hatton(OR)	6-11-77
46	31:04.8	Wilfried Irmen(GFR)	7-30-79
	32:02.79	Don Coffman(US)	7-30-89
47	30:02.56	Antonio Villanueva(MEX)	11-29-87
	32:17.4	Ray Hatton(OR)	7- 6-79
48	31:57.03	James McNamara(IRL)	11-29-87
	32:18.68	Michael Heffernan(OR)	7-30-89
49	30:41.68	Antonio Villanueva(MEX)	7-30-89
	32:38.3	Hal Higdon(IN)	1- 8-81
50	31:01.90	Ron Robertson(NZL)	7-23-91
	32:56.99	Michael Heffernan(OR)	7-23-91
51	31:04.22	Antonio Villanueva(MEX)	7-23-91
	32:10.4	Ray Hatton(OR)	6-18-83
52	32:10.8	Luciano Aquarone(ITA)	5- 7-83
	32:29.4	Ray Hatton(OR)	6-30-84
53	33:05.0	John Gilmour(AUS)	8-27-72
	34:46	James O'Neil(CA)	7- 7-78
54	32:39.67	Ron Robertson(NZL)	7-16-95
	33:54.4	James O'Neil(CA)	7-27-79
55	32:50.3	Gunther Hesselmann(GFR)	6- 2-81
	33:47.4	Ray Hatton(OR)	8- 1-87
56	33:43.04	Bill Foulk(MT)	7-29-89
	p32:38.92	Rolf Conzelmann(FRG)	10- 2-88
57	33:00.66	Norman Green(PA)	7-29-89
58	33:33.69	Derek Turnbull(NZL)	6-23-85
	34:24.6	Norman Green(PA)	8- 2-90
59	34:50.60	Luciano Acquarone(ITA)	6-30-90
	36:07.77	Carlos Valle(CA)	8-13-94
60	34:14.88	Luciano Acquarone(ITA)	7-20-91
	35:44.2	James O'Neil(CA)	6-22-85
61	34:23	John Gilmour(AUS)	11-26-80
	35:43.41	Norman Green(PA)	10- 7-93
62	34:30.10	Derek Turnbull(NZL)	7-29-89
	36:40.60	James O'Neil(CA)	8-14-87
63	35:19.8	Clive Davies(OR)	8-19-78
64	37:09.66	James O'Neil(CA)	7-29-89
65	34:42.2	Derek Turnbull(NZL)	3-15-92
	38:48	William Andberg(MN)	7- 2-76
66	36:39.0	John Gilmour(AUS)	6-22-85
	38:38.0	Norman Bright(WA)	8- 3-76
67	36:53.8	John Gilmour(AUS)	4-17-87
	39:38.68	Jim McCown(CA)	7-29-89
68	37:37.39	John Gilmour(AUS)	11-28-87
	40:26.5	William Andberg(MN)	7- 6-79
69	38:30.55	John Keston(OR)	6-25-94
70	38:26	John Gilmour(AUS)	6-21-89
	41:21.0	Ray Sears(IN)	8-10-77
71	38:23.69	Warren Utes(IL)	7-21-91
72	39:04.55	John Gilmour(AUS)	7-21-91
	43:47.0	William Brobston(NY)	8-23-85
73	41:11	John Gilmour(AUS)	4-29-93
	43:53.0	Eugene Keller(OH)	11-29-87
74	42:20.87	John Gilmour(AUS)	10- 7-93
	46:15.0	Lou Gregory(FL)	6-25-77
75	42:03.4	David Morrison(GBR)	9- 9-89
	46:09.51	William Brobston(NY)	8- 4-88
76	43:54.8	Edward Benham(MD)	9-25-83
77	47:03.66	Eduardo Astoreka(SPA)	7-28-86
	47:17.9	Lou Gregory(FL)	7-27-79
78	47:23	Paul Spangler(CA)	7- 1-77
79	44:05.10	Edward Benham(MD)	7-18-86
80	45:44.4	Edward Benham(MD)	11-29-87
81	44:29.26	Edward Benham(MD)	8- 4-88
82	45:38.79	Edward Benham(MD)	7-29-89
83	47:55.0	Edward Benham(MD)	8- 2-90
84	48:46.86	Edward Benham(MD)	7-21-91
85	58:58.52	Alfred Althaus(FRG)	7-29-89
	59:54	Paul Spangler(CA)	11-18-84
86	63:58.4	Paul Spangler(CA)	6-22-85
87	54:23.0	Josef Galia(GFR)	8-28-85
	61:24.08	Willard Benton(CA)	7-21-91
88	70:29.2	Paul Spangler(CA)	11-29-87
90	71:40.78	Paul Spangler(CA)	7-29-89
91	82:36.8	Paul Spangler(CA)	8- 2-90
92	88:12.40	Paul Spangler(CA)	7-21-91
94	1:58:38	Paul Spangler(CA)	10- 7-93

ONE HOUR RUN

35	12-1599	20.774	Gaston Roelants(BEL)	9-20-72
	11-1070	18.681	Ken Mueller(MA)	5-13-72
36	12-441	19.715	Josef Jansky(CZE)	10-15-77
	11-1065	18.677	Ken Mueller(MA)	5-12-73
	p12-694	19.947	Kipsubai Koskei(KEN)	9- -87
37	12-1086	20.305	Lucien Rault(FRA)	10-14-73
	11-895	18.521	Randall Hoffman(MI)	3-30-78
38	12-788	20.033	Lucien Rault(FRA)	9-28-74
	11-600	18.251	Peter Mundle(CA)	7-15-66
39	11-642	18.290	Denny Meyer(WA)	6-21-72
	p11-907	18.532	Maurice Simonet(FRA)	3-23-69
40	11-1583	19.150	Jozef Eyckmans(HOL)	9-18-96
	11-540	18.197	Ken Mueller(MA)	7- -77
41	11-868	18.496	Stae Spaepen(BEL)	9-27-81
	11-677	18.322	Hal Higdon(IN)	4-29-73
42	11-793	18.428	Ron Franklin(GBR)	4-19-70
	11-524	18.182	Michael Tymn(HI)	7-22-79
43	11-965	18.585	Earl Owens(GA)	2- 6-93
44	11-1426	19.007	Omer Vannotem(BEL)	10- 8-91
	11-740	18.379	Ray Hatton(OR)	8- 7-76
45	11-1268	18.862	Alain Mimoun(FRA)	3-20-66
	11-81	17.777	Earl Ellis(WA)	7-30-81
46	11-568	18.222	Wilfried Irmen(GFR)	6-17-79
	10-1520	17.483	Peter Mundle(CA)	7-27-74
47	11-844	18.475	Alain Mimoun(FRA)	3-17-68
	10-1212	17.202	James McDonagh(NY)	7-24-71
	p11-202	17.887	Ray Hatton(OR)	- -79
48	11-514	18.173	Omer Vannotem(BEL)	10- 6-95
	11-223	17.907	Hal Higdon(IN)	6-25-79
49	11-816	18.449	Alain Mimoun(FRA)	4-26-70
	10-1058	17.061	James Gallup(HI)	7-13-85
50	11-954	18.575	Alain Mimoun(FRA)	5-16-71
	10-1335	17.314	Peter Mundle(CA)	10- 1-78
51	11-440	18.105	Luciano Aquarone(ITA)	4-17-82
	10-535	16.583	Ed Demarrais(MA)	8-21-82
52	11-410	18.078	Luciano Aquarone(ITA)	4- 9-83
	10-847	16.868	Ed Demarrais(MA)	5-18-83
53	10-1013	17.020	Herman Peeters(BEL)	10- 4-91
	10-641	16.680	Bob Bartling(SD)	10- 7-79
54	10-385	16.445	Cliff Bould(AUS)	10- 4-70
	10-263	16.334	Hubert Morgan(PA)	5- 9-76
55	10-1194	17.185	John Gilmour(AUS)	10-14-74
	10-478	16.531	James O'Neil(CA)	4-25-81
56	10-1276	17.260	Herman Peeters(BEL)	7-10-94
	10-775	16.802	James O'Neil(CA)	8- 4-81
57	9-1576	15.925	Hubert Morgan(PA)	5-13-79
58	10-1155	17.150	G. Van Nuffelen(BEL)	9-25-92
	9-1073	15.465	Frances Kelley(US)	5-17-80
59	10-932	16.946	John Gilmour(AUS)	10-23-78
	9-1535	15.888	Clive Davies(OR)	6-14-75
60	10-831	16.853	John Gilmour(AUS)	10-21-79
	9-880	15.289	William Andberg(MN)	9-26-71
61	10-698	16.732	John Gilmour(AUS)	10-26-80
	10-201	16.277	Clive Davies(OR)	8- 7-76
62	9-1756	16.090	Clive Davies(OR)	6-17-78
63	9-843	15.255	Don Longenecker(NM)	12-30-79
	p9-1214	15.594	M. Bouder(FRA)	6-12-76
64	9-661	15.089	George Phipps(GBR)	9-12-90
	8-1639	14.373	Bob Boal(NC)	5- -76

65	9-1540	15.892	John Gilmour(AUS)	10- 7-84
	9-604	15.036	Norman Bright(WA)	6-13-75
66	9-360	14.813	Norman Bright(WA)	7-15-76
67	9-155	14.626	John Holoubek(CA)	8- 6-83
68	8-1659	14.392	Stan Nicholls(AUS)	10- 7-79
	8-1100	13.881	Wayne Zook(CA)	6-11-85
69	9-223	14.688	George Phipps(GBR)	9-13-95
	8-990	13.780	Ray Sears(IN)	5-15-76
70	9-1083	15.474	John Gilmour(AUS)	6-21-89
	8-1131	13.909	William Andberg(MN)	10- 4-81
71	9-173	14.642	Stan Nicholls(AUS)	6-14-83
	8-857	13.658	Ray Sears(IN)	5-14-78
72	8-1120	13.899	Stan Nicholls(AUS)	6- 6-84
	8-730	13.542	Ray Sears(IN)	6-20-79
73	8-901	13.699	Ray Sears(IN)	6-11-80
74	8-994	13.784	Ray Sears(IN)	6-10-81
75	8-899	13.697	Edward Benham(MD)	4- 9-83
76	8-131	12.995	Lou Gregory(FL)	9-30-78
77	7-889	12.078	Paul Spangler(CA)	6-12-76
78	7-1735	12.852	Paul Spangler(CA)	7-16-77
79	7-1291	12.446	Paul Spangler(CA)	7-29-78
80	6-1408	10.944	Paul Spangler(CA)	7-29-79
81	7-946	12.130	Paul Spangler(CA)	11- 1-80
82	5-1319	9.253	Willard Benton(CA)	6-17-86
83	7-141	11.394	Paul Spangler(CA)	8-14-82
84	6-1072	10.636	Paul Spangler(CA)	8- 6-83
85	6-472	10.088	Paul Spangler(CA)	11-18-84
87	4-171	6.594	Herb Kirk(MT)	2- 5-83
88	3-1063	5.800	Herb Kirk(MT)	1-21-84
91	3-1362 i	6.073	Herb Kirk(MT)	1-11-87
98	3-589 i	5.367	Herb Kirk(MT)	1-15-94

3000 METER STEEPLECHASE

35	8:23.28		Graeme Fell(CAN)	8-23-94
	9:31.4		Ian Cummings(CA)	5-23-87
36	8:24.74		Graeme Fell(CAN)	8- 9-95
	9:43.90		Steven James(WA)	8-16-96
37	8:35.4		Gaston Roelants(BEL)	8- 4-74
	9:17.63		Clay Stenberg(WA)	5-11-91
38	8:38.8		Mike Manley(OR)	6- 6-80
39	9:00.2		Gaston Roelants(BEL)	5-23-76
	9:46.4		Denny Meyer(WA)	7-20-72
40	8:41.5		Gaston Roelants(BEL)	7- 6-77
	9:43.84		Clay Stenberg(WA)	8-12-94
41	8:49.0		Alfons Ida(GFR)	7-12-75
	9:36.2		Hal Higdon(IN)	8-24-72
42	9:14.4		Jim McDonald(NZL)	2- 5-77
	9:38.0		Hal Higdon(IN)	6-24-73
43	9:20.6		Alfons Ida(GFR)	8-11-77
	9:51.2		Lew Faxon(VA)	9-24-83
	p9:00.7		Gaston Roelants(BEL)	- -80
44	9:18.6		Hal Higdon(IN)	8-15-75
45	9:16.2		Nils Undersaker(NOR)	9- 2-84
	9:50		Hal Higdon(IN)	6-27-76
46	9:25.28		Ron Robertson(NZL)	12- 5-87
	9:39.0		Hal Higdon(IN)	8-11-77
47	9:31.37		Antonio Villanueva(MEX)	12- 5-87
	9:56.90		Mike Manley(OR)	8- 5-89
48	9:27.90		Ron Robertson(NZL)	8- 5-89
	9:55.0		Hal Higdon(IN)	8- 1-79
49	9:37.79		Jouko Kuha(FIN)	6- -89
	10:13.9		Hal Higdon(IN)	1- 9-81
50	9:38.8		Nils Undersaker(NOR)	6-10-89
	10:53.7		David Stevenson(CA)	7- 7-79
51	9:50.23		Jouko Kuha(FIN)	7-27-91
	10:31.01		Fay Bradley(DC)	7-20-89
52	9:58.0		Alan Bradford(AUS)	3-17-91
	10:53.2		David Stevenson(CA)	1-14-81
53	10:19.4		Maurice Morrell(GBR)	7-12-86
	10:57.2		David Stevenson(CA)	8-28-82
54	9:52.61		Ron Robertson(NZL)	7-23-95
	10:55.0		Ken Carman(MI)	8-13-82
55	10:14.0		Alan Bradford(AUS)	2- 4-94
	11:05.18		Don Slocomb(TX)	8- 5-89
56	10:26.04		Alan Bradford(AUS)	7-23-95
	10:59.2		Ken Carman(MI)	7-28-84
57	10:47.90		Alan Bradford(AUS)	3-24-96
	11:17.60		Ken Carman(MI)	6-27-85
58	11:18.36		Pierre Blanchou(FRA)	8- 5-89
	11:48.0		Alan Waterman(CA)	6-26-77
	p11:34.0		John Hepner(OR)	- -90

59	11:39.2		Alan Waterman(CA)	8-11-77
60	11:52.0		Olle Elvland(SWE)	9-13-78
	12:28.6		Avery Bryant(CA)	8-18-84
61	11:41.6		Olle Elvland(SWE)	8- 1-79
	12:49.4		David Stevenson(CA)	7-27-90
62	12:20.6		Olle Elvland(SWE)	1- 9-81
	12:25.8		Robert Mactarnahan(OR)	7- 6-74
63	12:33.6		Bob Boal(NC)	8-15-75
64	12:33.2		Bob Boal(NC)	4- 3-76
65	12:24.8		Norman Bright(WA)	8-15-75
66	12:42.0		Stan Nicholls(AUS)	1-28-78
	12:48.6		Bob Boal(NC)	5- 6-78
67	12:41.8		Stan Nicholls(AUS)	3-24-79
	13:16.78		Avery Bryant(CA)	6-23-91
68	13:07.4		Stan Nicholls(AUS)	11-24-79
	13:24.4		Bob Boal(NC)	4-26-80
69	12:57.6		Stan Nicholls(AUS)	1- 9-81
	13:32.8		Bob Boal(NC)	5- 9-81
70	13:26.6		Stan Nicholls(AUS)	4-10-82
	13:43.27		Eugene Keller(OH)	8-24-85
71	13:03.0		Stan Nicholls(AUS)	3- 8-83
	14:43.2		Avery Bryant(CA)	5-11-96
72	13:43		Stan Nicholls(AUS)	11-12-83
	14:35.4		Avery Bryant(CA)	5-26-96
73	14:12.6		Stan Nicholls(AUS)	12-15-84
	14:53.0		Bob Boal(NC)	5- 4-85
74	14:56.6		Stan Nicholls(AUS)	12-21-85
75	15:21.0		Stan Nicholls(AUS)	11-15-86
76	17:04.6		Stan Nicholls(AUS)	2-13-88
	19:04.8		Lou Gregory(FL)	8-20-78
77	20:17.0		Nat Pisciotta(CA)	8- 9-81

2000 METER STEEPLECHASE

60	7:03.8		Maurice Morrell(GBR)	6- 8-93
	7:40.10		David Stevenson(CA)	8- 5-89
61	7:13.93		Joaquim Silva(POR)	8- 5-89
	7:56.59		John Hepner(OR)	7-17-93
62	7:35.75		Maurice Morrell(GBR)	7-23-95
	7:52.97		John Hepner(OR)	8-12-94
63	7:49.06		Joaquim Silva(POR)	7-27-91
	9:47.21		Harold Daughters(DA)	6-27-85
64	7:56.57		Pierre Blanchou(FRA)	7-23-95
	8:00.86		John Hepner(OR)	8-22-96
65	7:53.00		John Eccles(NZL)	11- 3-90
	8:23.74		Avery Bryant(CA)	7-20-89
66	8:06.69		John Eccles(NZL)	7-27-91
	8:39.19		Raymond Spencer(CA)	7-20-89
67	8:30		John Eccles(NZL)	11-30-92
	8:43.50		Avery Bryant(CA)	7- 6-91
	p8:01.18		Katsumi Horiuchi(JPN)	10-13-93
68	8:39.52		Jim Selby(CA)	8-22-96
	8:39.60		John Eccles(NZL)	10-13-93
69	8:29.4		John Eccles(NZL)	7- 8-94
	8:49.56		Avery Bryant(CA)	9-19-93
70	8:39.20		John Eccles(NZL)	3-23-96
	8:52.74		Eugene Keller(OH)	6-27-85
71	8:38.17		Dan Bulkley(OR)	8- 5-88
72	8:59.97		Dan Bulkley(OR)	8- 5-89
73	9:02.88		Eugene Keller(OH)	8- 5-88
74	11:24		Kevin Hopkins(NZL)	11-30-92
	11:24.8		Charles Espy(FL)	8-18-84
75	9:46.90		Dan Bulkley(OR)	8-14-92
76	9:28.78		Dan Bulkley(OR)	7-17-93
77	11:12.20		Bob Boal(NC)	7-20-89
78	10:21.76		Dan Bulkley(OR)	7- 7-95
79	11:11.40		Dan Bulkley(OR)	8-22-96
80	13:24.59		Bob Boal(NC)	8-14-92
81	11:51.48		Tadashi Tau(JPN)	10-13-93
	12:42.4		Bob Boal(NC)	5- 1-93

110 METER HURDLES (42")

35	13.26		Greg Foster(US)	7-22-94
36	14.1		Ghulam Razik(PAK)	2-16-69
	17.2dec		Tom Thorne(KS)	7-29-79
	w13.64		Greg Foster(US)	4-13-95

37	14.5y		Tom Lavery(RSA)	4-16-49
	14.7		Mike Kelly(GA)	6-16-84
38	14.2y		Tom Lavery(RSA)	4- 8-50
	14.84		Nate Robinson(FL)	7-21-90
39	14.6		John Hinrich(GFR)	6-15-75
	16.5dec		Bob Lawson(US)	5-18-74
40	14.4y		Don Finlay(GBR)	8- 1-49
	20.6		Sam Adams(CA)	12-12-71
	w18.5		Pat Crandall(US)	8-25-91
41	15.0		John Hinrich(GFR)	7-16-77
	15.0y		Valbjorn Thorlaksson(ICE)	9- 7-75
	15.6y		Art Barnard(CA)	2-13-71
	w14.8y		Don Finlay(GBR)	7-22-50
42	14.8y		Don Finlay(GBR)	7-21-51
	15.2		Walt Butler(CA)	2-11-84
43	16.3		Alois Krul(CZE)	6-13-70
	17.2dec		Hal Smith(CA)	12- -78
	p15.8		Guenter Ortmanns(GFR)	- -79
44	15.1		Valbjorn Thorlaksson(ICE)	5-10-79
	17.8		Barry Kline(PA)	3-31-84
45	15.2		Valbjorn Thorlaksson(ICE)	5-20-80
	17.8		Barry Kline(PA)	3-30-85
	p15.0		Valbjorn Thorlaksson(ICE)	- -79
46	15.1		Valbjorn Thorlaksson(ICE)	6-17-80
	17.7		Jeff Loubet(NM)	4-22-90
47	16.6		Buzz Porter(FL)	6-11-83
48	15.8		Jan Mirazek(CZE)	6-16-73
	18.2		Barry Kline(PA)	7- 9-88
49	17.0dec		Jack Greenwood(KS)	6-29-75
50	18.3		Jay Wallace(VA)	5-27-78
51	19.6		Barry Kline(PA)	7- 6-91
52	19.9		Jerry Stanners(CA)	6- 6-87
53	19.8		Barry Kline(PA)	7-24-93
54	19.4		Barry Kline(PA)	6-26-94
55	22.3y		George Etherington(KS)	8- 2-75
56	19.2y		Charles Beaudry(TX)	8-17-75
57	23.6		Darold Skardvedt(WA)	12-11-88
58	24.42		Darrold Skartvedt(WA)	12-10-89
59	24.4dec		Darrold Skartvedt(WA)	12- 9-90
60	w23.1		Darrold Skartvedt(WA)	12-15-91
61	23.9dec		Darrold Skartvedt(WA)	12-13-92
62	23.0dec		Bud Deacon(HI)	8-25-73
63	25.7y		Stan Thompson(HI)	7- 6-74
64	24.6y		Stan Thompson(HI)	12- 8-74
65	27.30		Darrold Skartvedt(WA)	8- 3-96
68	32.2y		Stan Thompson(HI)	2-11-79

110 METERS HURDLES (39")

35	14.2		Thomas Malik(SC)	6-10-84
36	14.4		George Carty(CA)	6-24-82
	14.40		Nate Robinson(FL)	8- 5-88
	p14.01		James McCraney(US)	6-22-91
	p14.25		Eddie Eberhart(TX)	8- 5-88
	w14.1		Stan Druckrey(WI)	6-29-85
	w14.4		Theo Viltz(CA)	6-23-79
37	13.9y		Walt Butler(CA)	6-11-78
38	14.3		Nate Robinson(FL)	6- 9-90
	w13.6y		Walt Butler(CA)	6-23-79
39	14.5		Walt Butler(CA)	7-12-80
	14.5		Stan Druckrey(WI)	7-17-88
	w14.33		Stan Druckrey(WI)	8-14-87
	w14.32		Lamar Miller(MI)	8-25-85
40	14.24		Stan Druckrey(WI)	7-30-89
	w14.2		Walt Butler(CA)	6-20-81
41	14.5		Walt Butler(CA)	5- 8-82
	w14.2		Stan Druckrey(WI)	7- 7-90
	w14.3		Walt Butler(CA)	5- 2-82
42	14.63		Richard Katus(POL)	7-30-89
	14.94		Ken Brinker(US)	7-30-89
	w14.5		Stan Druckrey(WI)	6-22-91
	w14.61		Stan Druckrey(WI)	7- 5-91
43	14.9		Walt Butler(CA)	7-14-84
	p14.9		Valbjorn Thorlaksson(ICE)	- -78
	w14.6		Stan Druckrey(WI)	6-20-92
44	14.90		Walt Butler(CA)	8-10-85
	w14.8		Stan Druckrey(WI)	7-10-93
45	14.7y		Valbjorn Thorlaksson(ICE)	7- 8-79
	14.79		Thomas Gilliard(GA)	7-23-95
46	15.0		Jack Greenwood(KS)	9-14-72
	15.0		Theo Viltz(CA)	5-27-89

47	15.4		Jack Greenwood(KS)	6-23-73
	w15.2y		Jack Greenwood(KS)	12-12-73
48	15.4		Walt Butler(CA)	7- 1-89
	15.4		Jack Greenwood(KS)	7- 7-74
49	15.6		Jack Greenwood(KS)	8-13-75
	w15.3		Jack Greenwood(KS)	8- 8-75
50	16.4		Jack Greenwood(KS)	6- 6-76
51	15.7		Valbjorn Thorlaksson(ICE)	9-12-85
	18.8		Jonathon Sharp(CO)	7- 2-72
	p15.5y		Jack Greenwood(KS)	- -77
52	18.7		Jonathon Sharp(CO)	7- 7-73
53	19.2		Orval Gillett(CA)	7- 2-72
54	19.8		Orval Gillett(CA)	7- 7-73
55	17.5		Charles Beaudry(TX)	8-24-74
56	18.4y		Charles Beaudry(TX)	8-17-75
57	18.1y		Charles Beaudry(TX)	12-14-75
60	27.5y		Stan Thompson(HI)	7-31-71
62	22.3y		Bud Deacon(HI)	7- 7-73
63	25.51		Darrold Skartvedt(WA)	8-12-94
64	22.8y		Stan Thompson(HI)	12- 8-74
66	25.3		Stan Thompson(HI)	4-10-77
68	28.2y		Stan Thompson(HI)	3- 4-79
74	32.1		Stan Thompson(HI)	6-29-85

110 METER HURDLES (36")

40	14.9		Nate Robinson(FL)	2-22-92
	w14.7		Larry Sallinger(CA)	7- 9-83
41	14.3		Walt Butler(CA)	6-12-82
42	14.3		Walt Butler(CA)	7- 3-83
43	14.48		Walt Butler(CA)	8-25-84
44	14.9		Walt Butler(CA)	2- 8-86
45	14.7		Walt Butler(CA)	5-31-86
	w14.6		Walt Butler(CA)	5-24-86
46	15.4y		Jack Greenwood(KS)	4- 7-73
	w15.3		Walt Butler(CA)	7-18-87
47	15.84		Jeff Loubet(NM)	9- 2-90
48	15.6		Dave Jackson(CA)	6-21-80
	w14.9y		Jack Greenwood(KS)	10-19-74
	w15.0		Walt Butler(CA)	7- 8-89
49	16.5		Buzz Porter(FL)	4-13-86
	w16.2		Buzz Porter(FL)	1-12-86
	w16.4y		Phil Mulkey(GA)	6-12-82
50	15.5y		Jack Greenwood(KS)	7- 4-76
51	15.1		Jack Greenwood(KS)	8-10-77
52	15.8y		Jack Greenwood(KS)	5-26-79
53	15.57		Jack Greenwood(KS)	7- 8-79
54	16.0h		Andre Findeli(FRA)	8- 8-77
	16.00h		Clifford Murray(GUY)	9-28-83
	17.7		Tom Patsalis(CA)	6-26-76
	w15.74h		Clifford Murray(GUY)	9-23-83
	w16.8		Jerry Stanners(CA)	2-11-89
	w17.3		Phil Mulkey(GA)	7-12-87
55	16.37		Andre Findeli(FRA)	5-27-78
	16.8		Charles Beaudry(TX)	8-24-74
	w16.3		Andre Findeli(FRA)	6-18-78
56	15.8		Jack Greenwood(KS)	9- 4-82
57	17.03h		Jack Greenwood(KS)	9-28-83
	w16.15		Jack Greenwood(KS)	9-29-83
58	17.3		Tom Patsalis(CA)	4-12-80
	w16.2		Jack Greenwood(KS)	8-17-84
59	16.6		Jack Greenwood(KS)	6- 9-85
60	20.5y		George Braceland(PA)	4- 6-74
61	21.5y		Claude Hills(PA)	4- 6-74
62	19.8y		Bud Deacon(HI)	4- 6-74
63	20.0		Bud Deacon(HI)	6-29-74
64	23.4y		Stan Thompson(HI)	12- 8-74
65	21.0		Harry Logan(AUS)	1-22-83
66	21.5		Harry Logan(AUS)	11-12-83
	23.1		Stan Thompson(HI)	4-10-77
67	22.1		Harry Logan(AUS)	10-27-84
	23.7		Stan Thompson(HI)	1-22-78
68	23.2		Stan Thompson(HI)	1- 7-79
69	25.2		Stan Thompson(HI)	10- 5-80
70	25.5		Stan Thompson(HI)	10-12-80
71	w34.7		Stan Thompson(HI)	8- 8-82
72	w25.1		Stan Thompson(HI)	8-14-83
	w31.6		Stan Thompson(HI)	10-24-82
74	29.8		Stan Thompson(HI)	7- 6-85

110 METER HURDLES (33")

50	15.33	Jeff Loubet(NM)	9- 5-93
51	15.85	Dave Jackson(CA)	8-21-83
	w15.1y	Jack Greenwood(KS)	7- 1-77
52	14.7	Jack Greenwood(KS)	8-19-78
53	16.7	Roy Chernock(NJ)	6-27-81
54	16.48	Jack Greenwood(KS)	7- 5-80
55	16.7y	Tom Patsalis(CA)	6-25-77
56	15.6	Jack Greenwood(KS)	7-24-82
57	15.8	Jack Greenwood(KS)	9-16-83
58	16.8y	Robert Hunt(CA)	6-11-78
59	17.3	Tom Patsalis(CA)	4-11-81
60	16.6	Andre Findeli(FRA)	6-30-83
	17.9	Robert Hunt(CA)	4-11-81
61	17.4	Trygve Syverson(NOR)	8-20-83
	18.1	Burl Gist(CA)	8-22-81
62	18.12	Will Robinson(CA)	6-27-93
63	19.6y	George Braceland(PA)	4- 2-77
64	17.9	Burl Gist(CA)	6-30-84
65	19.33	Alfred Guidet(CA)	8-21-83
66	19.97h	Robert Reckwardt(GFR)	7-31-79
	21.1y	Richard Lacey(NY)	6-13-76
	w16.4	Burl Gist(CA)	3-29-86
	w18.5	Boo Morcom(PA)	7-12-87
67	18.7	Burl Gist(CA)	5-16-87
68	19.3	Herb Miller(CA)	7- 1-84
69	21.3	Claude Hills(PA)	6-15-82
70	19.4	Herb Miller(CA)	10- 4-86
71	w27.4	Stan Thompson(HI)	8- 8-82
72	w23.3	Stan Thompson(HI)	8-14-83
	w26.1	Stan Thompson(HI)	10-24-82
73	32.2	Stan Thompson(HI)	10- 7-84
74	29.6	Stan Thompson(HI)	11- 4-84

110 METER HURDLES (30")

55	15.4y	Charles Beaudry(TX)	8-24-74
56	15.9y	Charles Beaudry(TX)	8- 3-75
57	15.4y	Charles Beaudry(TX)	12-14-75
58	21.3	Jim Craine(HI)	11- 5-78
60	16.12	Jack Greenwood(KS)	8-31-86
61	16.38	Tom Patsalis(CA)	5-21-83
62	17.5	Robert Hunt(CA)	6-12-82
	w17.31	Robert Hunt(CA)	8- 6-82
63	17.0	Robert Hunt(CA)	5-21-83
64	17.60	Burl Gist(CA)	5-26-84
	w17.1	Burl Gist(CA)	5-12-84
65	18.28	Alfred Guidet(CA)	5-21-83
	w18.1	Burl Gist(CA)	5- 4-85
	w18.1	Alfred Guidet(CA)	5-14-83
66	18.15	Alfred Guidet(CA)	5-26-84
67	18.8	Herb Miller(CA)	5-21-83
68	19.3	Gilberto Gonzalez(PUR)	4-24-82
	19.7	George Braceland(PA)	7-31-82
	19.7	Claude Hills(PA)	6-21-80
69	19.1dec	Gilberto Gonzalez(PUR)	8- 1-82
	20.8	Richard Lacey(NY)	5-10-80
70	19.47	Gilberto Gonzalez(PUR)	5- 5-84
	20.07	Claude Hills(PA)	5- 7-83
71	19.7dec	Gilberto Gonzalez(PUR)	7- 8-84
	19.8	Harold Niebel(MD)	5-31-86
72	21.2	Claude Hills(PA)	7-28-84
	w19.9	Gilberto Gonzalez(PUR)	4-26-86
	w20.1y	Gilberto Gonzalez(PUR)	11- 2-85
	w21.2	Stan Thompson(HI)	8-14-83
73	23.0	Claude Hills(PA)	8- 4-85
	w20.5	Gilberto Gonzalez(PUR)	7-27-86
74	22.2	Claude Hills(PA)	6-29-86
	w20.3	Gilberto Gonzalez(PUR)	7-12-87
75	21.9	Russel Meyers(FL)	5- 5-79
76	20.93	Russell Meyers(FL)	7- 5-80
77	20.83	Russell Meyers(FL)	5- 9-81
78	23.4	Claude Hills(PA)	6-19-91
79	23.6	Claude Hills(PA)	7-17-91
80	24.1	Claude Hills(PA)	7-14-92
81	27.3	Herbert Anderson(CO)	9- 4-83
82	26.1dec	A. E. Pitcher(IN)	7- 8-84
83	30.4	A. E. Pitcher(IN)	7-20-85

100 METER HURDLES (36")

50	13.57	Walt Butler(CA)	7- 5-91
51	13.84	Walt Butler(CA)	7-25-92
52	14.51	Hugh Adams(CA)	7-25-92
	w14.45	Courtland Gray(US)	7-20-96
53	14.7	Walt Butler(CA)	10- 8-94
	w13.84	Walt Butler(CA)	6-18-94
	w14.40w	Charles Miller(TX)	5-18-91
54	14.2	Walt Butler(CA)	10-29-95
55	14.49	Walt Butler(CA)	8-22-96
56	15.50	Douglass McFetters(CA)	7-28-89
	15.5	Phil Mulkey(GA)	6-10-89
	w14.97	Emil Pawlik(MS)	10- 7-95
	w15.40	Bill Knocke(CA)	5-26-96
57	15.28	Emil Pawlik(MS)	5-12-96
	w15.22	Charles Miller(TX)	8-12-94
58	15.20	Charles Miller(TX)	9- 3-95
59	14.98	Charles Miller(TX)	8-22-96

100 METER HURDLES (33")

60	14.98	Jack Greenwood(KS)	7-18-86
61	15.5	Buck Bradbury(AL)	5-28-88
62	15.05	Jack Greenwood(KS)	6- 5-88
63	15.03	Jack Greenwood(CO)	7-30-89
64	16.45	Clarence Trinkner(US)	8-16-96
	w15.65	Jack Greenwood(CO)	8- 5-90
	w16.3	Tom Patsalis(CA)	3-29-86
65	16.30	Jack Greenwood(CO)	7-21-91
66	17.13	James Stookey(MD)	8-22-96
	w16.5	Burl Gist(CA)	5-24-86
	w17.2	Robert Hunt(CA)	8- 2-86
67	16.8	Denver Smith(OH)	7-24-93
68	17.67	Albertus Van Zyl(RSA)	4-19-91
	17.80dec	Denver Smith(OH)	7-17-94
	w17.7	Robert Hunt(CA)	5-28-88
69	17.56	Albertus Van Zyl(RSA)	5- 8-92
	17.8	Burl Gist(CA)	7-16-89
	17.79	Robert Hunt(CA)	7-30-89
	w17.5	Robert Hunt(CA)	7- 8-89
70	18.2	Herb Miller(CA)	6- 7-86
	18.2w	Gilberto Gonzalez(PUR)	9-10-83
71	20.9	Bert Morrow(CAN)	4-28-84
	21.9	Bud Deacon(HI)	8-13-82
	w19.2w	Claude Hills(PA)	9-10-83
72	20.1	Omer Hix(TX)	9-16-83
73	20.7	Omer Hix(TX)	5-19-84
75	22.3	Bob Boal(NC)	9- 5-87
76	26.2	Stan Thompson(HI)	3-28-87
77	22.8	Claude Hills(PA)	8-19-89
78	22.8	Claude Hills(PA)	8-18-90
80	20.2	Russell Meyers(FL)	6-24-84
81	22.9	Claude Hills(PA)	7-13-93

80 METER HURDLES (30")

70	13.2	Albertus Van Zyl(RSA)	10-10-92
	14.3	Joseph Martin(VA)	6-22-91
	14.30	Tom Patsalis(CA)	7-12-92
	w14.2	Alfred Guidet(CA)	5-28-88
	w14.27	Boo Morcom(NH)	7- 5-91
71	14.6	Alfred Guidet(CA)	5-27-89
	14.60h	Herb Miller(CA)	12- 4-87
	14.6	Boo Morcom(NH)	7-12-92
	w14.22	Burl Gist(CA)	7- 5-91
	w14.4	Robert Reckwardt(GFR)	8-21-84
72	14.35	Edwin Lukens(NY)	8-12-94
73	14.15	Albertus Van Zyl(RSA)	2-10-96
	14.5	Herb Miller(CA)	5-27-89
	14.50	Tom Patsalis(CA)	5-28-95
74	14.92	Robert Reckwardt(GFR)	12- 5-87
	15.29	Frank Finger(VA)	7-30-89
75	14.87	Fernando Ferriera(POR)	6- 2-94
	15.1	Frank Finger(VA)	9- 1-90
76	15.2	Frank Finger(VA)	8- 4-91

77	15.54	Reino Taskinen(FIN)	10-10-93
	16.85dec	Claude Hills(PA)	7-28-89
	w16.22	Claude Hills(PA)	7-30-89
78	14.84	Reino Taskinen(FIN)	6- 2-94
	17.05	Dan Bulkley(OR)	7-19-95
79	16.64	Frank Finger(VA)	8-12-94
	w16.2	Bert Morrow(CAN)	6-20-92
80	16.98	Mazumi Morita(JPN)	10-10-93
	17.5	Russell Meyers(FL)	7- 7-84
81	17.31	Frank Finger(VA)	5- 3-96
82	18.6	Bert Morrow(CAN)	10-29-95
	19.5	A. E. Pitcher(IN)	5-26-84
83	20.44	Bert Morrow(CAN)	8-16-96
	21.1	Bob Boal(NC)	5- 6-95
	w18.7	Bert Morrow(CAN)	10- 5-96
	w20.22	Bert Morrow(CAN)	8-22-96
84	w19.43	Karl Trei(CAN)	9-11-93
85	18.06	Kizo Kimura(JPN)	8-18-96
86	20.6	Karl Trei(CAN)	6-15-95

400 METER HURDLES (36")

35	48.93	Nathaniel Page(GA)	7-10-92
36	51.9	James King(CA)	5-13-85
37	53.4	George Smith(CAN)	6- 7-81
	54.18	Stan Druckrey(WI)	7-19-86
38	52.89	Bertil Wistam(SWE)	7- -78
	54.57	Mike Kelly(GA)	8-23-85
39	54.00	Stan Druckrey(WI)	8- 4-88
40	52.7	Stan Druckrey(WI)	7- 8-89
41	54.8	Jim Dixon(GBR)	5-27-73
	55.65	Stan Druckrey(WI)	8- 3-90
42	53.10	James King(CA)	7- 6-91
43	54.41	James King(CA)	8-15-92
44	55.5	Jim Dixon(GBR)	6-13-76
	57.1	Stan Druckrey(WI)	7-10-93
	57.1	Bill Knocke(CA)	7- 1-84
45	55.64	Guido Mueller(GFR)	8-25-84
	55.79	Stan Druckrey(WI)	8-13-93
46	55.7	Jack Greenwood(KS)	8-24-72
47	55.18	Guido Mueller(GFR)	8- 1-86
	57.5	Jack Greenwood(KS)	7- 6-73
48	57.5	Jack Greenwood(KS)	7- 6-74
49	55.69	Guido Mueller(FRG)	6-25-88
	57.8	Jack Greenwood(KS)	8-15-75
50	61.8	Bill Knocke(CA)	9- 8-90
51	59.5	Jack Greenwood(KS)	7- 2-77
52	67.7	Jonathon Sharp(CO)	7- 6-73
53	69.7	Barry Kline(PA)	4-10-93
54	66.7	Alfred Guidet(CA)	7- 1-72
55	63.6	Alfred Guidet(CA)	6-24-73
56	66.7	Boo Morcom(PA)	6-26-77
57	84.1	Jim Craine(HI)	2-19-78
58	77.8	Alex Lampard(AUS)	3-30-75
59	77.7	Alex Lampard(AUS)	4-17-76
60	79.0	Glenn Bradd(IL)	7-20-85
64	93.3y	Stan Thompson(HI)	12- 8-74
65	85.3	Chuck Sochor(MI)	9- 6-92
67	1:43.5	Stan Thompson(HI)	11-27-77
68	91.2	Stan Thompson(HI)	12-31-78
70	1:52.2	Stan Thompson(HI)	12- 7-80
72	1:50.7	Stan Thompson(HI)	8-28-83
74	1:51.4	Stan Thompson(HI)	7-20-85

400 METER HURDLES (33")

50	58.1	Jack Greenwood(KS)	7- 3-76
51	58.2	Jack Greenwood(KS)	8-11-77
52	54.95	Courtland Gray(US)	7-20-96
53	59.04	Jack Greenwood(KS)	7-29-79
54	62.6	Andre Findeli(FRA)	8-11-77
	62.8	Rudolph Valentine(NY)	8-11-77
55	61.79	Hugh Adams(CA)	7-16-95
56	58.92	Guido Mueller(FRG)	7-16-95
	63.7	Robert Hunt(CA)	7- 3-76
57	59.85	Jack Greenwood(KS)	9-27-83
58	64.7	Jack Greenwood(KS)	7-21-84
59	64.92	Robert Hunt(CA)	7-29-79
60	72.8	Robert Hunt(CA)	6- 7-80
63	65.14	Jack Greenwood(CO)	9- 3-89
66	87.6	Bud Deacon(HI)	4-23-78
67	90.5	Stan Thompson(HI)	2- 5-78
68	94.6	Stan Thompson(HI)	11-26-78
69	1:42.0y	Stan Thompson(HI)	12-29-79
70	1:48.9y	Stan Thompson(HI)	12- 7-80
72	1:55.8	Stan Thompson(HI)	10-24-82

400 METER HURDLES (30")

60	64.45	Frans Buys(HOL)	5-31-85
	65.71	Jack Greenwood(KS)	8-31-86
61	66.37	Rudolph Valentine(NY)	5- 4-85
62	66.01	Rudolph Valentine(NY)	8-23-85
63	68.98	Trygve Syverson(NOR)	8- 3-85
	69.1	Bud Deacon(HI)	6-23-74
64	69.8	Rudolph Valentine(NY)	7-31-87
65	68.5	Earl Fee(CAN)	7- 2-94
	70.4	Chuck Sochor(MI)	7-17-93
66	70.8	Chuck Sochor(MI)	8-21-93
67	75.2	Richard Lacey(NY)	7- 2-77
68	73.07	Frank Finger(VA)	5- 7-83
69	75.96	Frank Finger(VA)	7-28-84
70	77.50	Gilberto Gonzalez(PUR)	9-27-83
	83.86	Bob Boal(NC)	5- 8-82
71	80.6	Harold Niebel(MD)	9- 1-85
72	79.5	Gilberto Gonzalez(PUR)	8-23-85
	85.12	Bud Deacon(HI)	7-24-83
73	87.20	Richard Lacey(FL)	9-27-83
74	1:44.5	Konrad Boas(NY)	5- 6-78
75	92.5	Herbert Anderson(CO)	8-11-77
	p91.06	Erkki Haapalainen(FIN)	8- 3-85
76	94.46	Russell Meyers(FL)	7- 6-80
77	89.58	Russell Meyers(FL)	5- 9-81
78	96.5	Herbert Anderson(CO)	1-10-81
79	98.7	Herbert Anderson(CO)	9- 6-81
80	1:51.0	Herbert Anderson(CO)	7-24-82
81	2:02.6	Herbert Anderson(CO)	9- 3-83
83	2:05.51	A. E. Pitcher(IN)	6-26-85

300 METER HURDLES (33")

50	39.96	Guido Mueller(FRG)	8- 3-89
	43.19	Jackson Steffes(CA)	8- 3-89
51	40.92	Willi Kalbermatter(SUI)	6-30-90
	45.37h	John Head(CA)	8- 1-89
	p43.2	Richard Rizzo(NJ)	8- 4-88
52	43.18h	Charles Miller(TX)	8- 1-89
53	44.54h	Poochi Parthasarathy(IND)	8- 1-89
	46.03	Bill Knocke(CA)	6-27-93
54	42.69	Hugh Adams(CA)	6-18-94
55	43.28	Erkki Knapp(FIN)	8- 3-89
	43.29	Ovidio De Jesus(PUR)	9-17-88
	43.36h	Richard Hickman(CA)	8- 1-89
56	44.31	Erkki Knapp(FIN)	6-30-90
	45.77	Josh Culbreath(US)	8- 3-89
57	45.14	Marion Sanchez(CA)	8- 3-89

300 METER HURDLES (30")

60	45.65	Marion Sanchez(CA)	8-15-92
61	44.24	Marion Sanchez(CA)	10-13-93
62	45.59	Jack Greenwood(KS)	7- 3-88
63	43.49	Jack Greenwood(CO)	8- 3-89
64	47.19	Rudolph Valentine(NY)	12- 1-87
	p46.43	Levis Ariel Standen(CHI)	10-13-93
65	45.20	Jack Greenwood(CO)	7-25-91
66	45.71	Earl Fee(CAN)	7-16-95
	48.56	James Stookey(MD)	8- 3-96
67	47.61	Earl Fee(CAN)	8-23-96
	48.05	Chuck Sochor(MI)	7-16-95
68	50.25	Albertus Van Zyl(RSA)	4-19-91
	51.33	Robert Hunt(CA)	8- 4-88

69	51.14	Walter Dahlin(CA)	6-23-90
70	50.4	Albertus Van Zyl(RSA)	4-17-93
	53.84	Dan Bulkley(OR)	12- 1-87
71	51.38	Albertus Van Zyl(RSA)	10-13-93
	52.64	Dan Bulkley(OR)	8- 4-88
72	52.44	Dan Bulkley(OR)	8- 3-89
73	56.42	Albertus Van Zyl(RSA)	2-10-96
	56.52	Joseph Martin(VA)	5- 7-94
75	56.50	Dan Bulkley(OR)	8-15-92
76	55.52	Dan Bulkley(OR)	7-18-93
77	55.33	Dan Bulkley(OR)	10- 2-94
78	57.46	Dan Bulkley(OR)	7- 8-95
79	58.10	Dan Bulkley(OR)	8-17-96
80	68.0	Karl Trei(CAN)	6-11-89
	71.9	Claude Hills(PA)	8-30-92
81	74.64	Bert Morrow(CAN)	8-13-94
	76.20	Claude Hills(PA)	8-13-93
82	81.2	Bert Morrow(CAN)	10-29-95
83	74.38	Friederich Mahlo(GER)	7-16-95
	84.55	Bob Boal(NC)	7-16-95

HIGH JUMP

35	7'1 1/2	2.17 Dimitrios Kattis(GRE)	9- 6-91
	6'11 3/4	2.13 Jim Barrineau(VA)	7- 1-90
36	7'0 3/4	2.15 Jim Barrineau(VA)	6- 6-92
	7'0 3/4	2.15 Viktor Bolshov(URS)	5-30-75
37	7'0 1/4	2.14 Jim Barrineau(VA)	3-20-93
38	7'0 1/2	2.14 Jim Barrineau(VA)	8-12-93
39	6'9 1/2	2.07 Jim Barrineau(VA)	8-12-94
40	6'11	2.11 Jim Barrineau(VA)	7-19-95
41	6'10	2.08 Dwight Stones(US)	7-19-95
42	6'7 1/4	2.01 John Hartfield(TX)	6-28-87
43	6'5	1.95 John Dobroth(CA)	10- 6-84
	6'4 3/4	1.95 Charlie Rader(CA)	6-15-91
	6'4 3/4	1.95 Egon Nilsson(SWE)	9-14-69
44	6'6	1.98 John Dobroth(CA)	6- 1-85
	6'6	1.98 Charlie Rader(CA)	7-25-92
45	6'6 3/4	2.00 Asko Pesonen(FIN)	9- 3-88
	6'3 1/2	1.92 Charlie Rader(CA)	7-31-93
46	6'2	1.88 Charlie Rader(CA)	7- 3-94
	6'2	1.88 Dusan Prezelj(SLO)	7-19-95
47	6'2	1.88 Charlie Rader(CA)	7-19-95
	6'2	1.88 Franc Vivod(YUG)	7-25-91
48	6'2 3/4	1.90 Herm Wyatt(CA)	4-19-80
49	6'2	1.88 Herm Wyatt(CA)	5-30-81
50	6'2	1.88 Dieter Wille(GER)	10-10-93
	6'0 3/4	1.85 R. Richardson(IL)	9-24-83
	p6'2 1/2	1.89 Mark Zhelmov(UKR)	6-11-94
51	6'2	1.88 Herm Wyatt(CA)	8-21-83
52	6'2	1.88 Horst Mandl(AUT)	6-25-88
	5'11	1.80 Herm Wyatt(CA)	9-24-83
53	6'0	1.83 Herm Wyatt(CA)	5-18-85
54	6'0	1.83 Herm Wyatt(CA)	5-17-86
55	5'10 1/2	1.79 Herm Wyatt(CA)	5-23-87
56	5'8 1/4	1.73 John C. Brown(MO)	7-13-86
57	5'8 1/2	1.74 Herm Wyatt(CA)	6-25-89
58	5'7 1/4	1.71 Phil Fehlen(CA)	10- 2-93
59	5'5 3/4	1.67 Phil Fehlen(CA)	8-12-94
	5'5 3/4	1.67 Milton Newton(CA)	9-18-93
60	5'6 1/4	1.68 Milton Newton(CA)	7-20-94
61	5'6 1/2	1.69 Milton Newton(CA)	6-10-95
62	5'5 1/2	1.66 Jim Gillcrist(FL)	4-21-90
63	5'4 1/2	1.64 Jim Gillcrist(FL)	7- 5-91
64	5'6 1/4	1.68 Jim Gillcrist(FL)	9-19-92
65	5'4 1/2	1.64 Jim Gillcrist(FL)	9-25-93
66	5'1 3/4	1.57 Jim Gillcrist(FL)	8-12-94
67	5'1 3/4i	1.57 Jim Gillcrist(FL)	2-25-95
68	5'0 3/4	1.54 Bud Held(CA)	8-10-96
69	4'10	1.47 Burl Gist(CA)	7-21-89
70	4'10 1/4	1.48 Ian Hume(CAN)	9- 8-84
	4'9	1.45 Vince Sempronio(OR)	8-16-96
71	4'9	1.45 Ian Hume(CAN)	7-18-86
	4'6 1/4	1.38 Charles Obye(AZ)	8-12-93
72	4'9	1.45 Ian Hume(CAN)	9- 6-86
	4'7 1/2	1.41 Brady Walker(UT)	8-12-93
73	4'9	1.45 Ian Hume(CAN)	6-18-88
	4'6 1/2	1.38 Ham Morningstar(MI)	6- 5-90
	4'6 1/4	1.38 Stan Thompson(HI)	11-27-83
74	4'7 1/4	1.40 Ian Hume(CAN)	8-27-88
	4'7 1/4	1.40 Esko Kolhonen(FIN)	6-25-88
	4'5 1/4	1.35 Stan Thompson(HI)	5-11-85
75	4'8 3/4	1.44 Esko Kolhonen(FIN)	8- 4-89
	4'4	1.32 Stan Thompson(HI)	12-28-85

76	4'3	1.29 Herbert Anderson(CO)	10- 7-78
	p4'3 1/4	1.30 Takuro Miura(JPN)	10-10-93
77	4'5 1/4	1.35 Esko Kolhonen(FIN)	7-23-91
	4'1 1/4	1.25 Herbert Anderson(CO)	7-28-79
78	4'2	1.27 Herbert Anderson(CO)	8-17-80
79	4'5 1/4	1.35 Esko Kolhonen(FIN)	10-10-93
	4'2	1.27 Herbert Anderson(CO)	9- 6-81
80	4'3 1/2	1.31 Esko Kolhonen(FIN)	7-16-94
	4'0 1/2	1.23 Virgil McIntyre(AZ)	6-28-91
81	3'10 1/2	1.18 Ian Hume(CAN)	9- 9-95
	3'10	1.17 Herbert Anderson(CO)	9- 3-83
	3'10	1.17 Buell Crane(ID)	8- 9-81
	3'10i	1.17 Milo Lightfoot(OH)	3-17-96
	3'10	1.17 Wesley Ward(IN)	6- 9-91
82	4'0	1.22 Wesley Ward(IN)	2-15-92
	4'0	1.22 Kimura Kizo(JPN)	5-29-94
83	3'11 3/4	1.21 Gulab Singh(IND)	8- 4-89
	3'9 1/4	1.15 A. E. Pitcher(IN)	3-30-85
84	3'8	1.12 Buell Crane(ID)	7-14-84
	3'8	1.12 A. E. Pitcher(IN)	4-27-86
85	3'10 1/2	1.18 Kizo Kimura(JPN)	9-14-96
	3'8 1/2	1.13 Buell Crane(ID)	7-26-85
86	3'6	1.06 Buell Crane(ID)	7-12-86
87	3'7	1.09 Buell Crane(ID)	7- 3-87
88	3'1 3/4	0.96 Herbert Anderson(CO)	7-13-91
	3'1 3/4	0.96 A. E. Pitcher(IN)	4- 3-90
89	3'4 1/4	1.02 Buell Crane(ID)	8- 4-89
90	3'5	1.04 Buell Crane(ID)	7-28-90
91	3'1	0.94 Buell Crane(ID)	7-23-91
92	3'2 1/2	0.98 Waldo McBurney(US)	7-18-95
93	3'1	0.94 Buell Crane(ID)	8-12-93
94	2'7 1/2i	0.80 Everett Hosack(OH)	3-29-96

POLE VAULT

35	18'4 1/2	5.60 Earl Bell(US)	6-15-91
36	18'6 1/2	5.65 Earl Bell(US)	6- -92
37	17'8 1/2	5.40 Antti Kalliomaki(FIN)	7-12-84
	15'9	4.80 Charles Polhamus(CA)	5-16-81
38	15'9 1/2	4.81 Charles Polhamus(CA)	4-17-82
	p16'0	4.87 Craig Boyak(CA)	8-14-92
39	15'9	4.80 Charles Polhamus(GA)	4-10-83
40	17'0 3/4	5.20 Larry Jessee(TX)	12-11-92
41	17'1 1/4	5.21 Kjell Isaksson(SWE)	6-23-89
	16'3	4.95 Ed Lipscomb(OR)	8-14-92
42	17'6 1/4	5.34 Larry Jessee(TX)	10-15-94
43	15'9	4.80 Jan Vanhocht(BEL)	7-16-95
	15'6 1/4i	4.73 Stephen Smith(OR)	2- 5-95
44	18'0 1/2	5.50 Larry Jessee(TX)	8-24-96
45	15'8 1/4	4.78 Ed Lipscomb(OR)	10- 5-96
46	15'7 1/2	4.76 Jerry Cash(OR)	8- 4-95
47	14'11 1/4	4.55 Roger Ruth(US)	9-13-75
48	15'5	4.70 Ingo Peyker(AUT)	7- 6-90
	14'5 1/4	4.40 Larry McIntyre(TX)	8-16-96
	p15'5	4.70 Maurice Houvion(FRA)	- -82
49	15'1 1/4	4.60 Dan Borrey(BEL)	7-16-95
	14'6	4.42 Greg Miguel(CA)	10- 5-96
50	14'9 1/4	4.50 Dan Borrey(BEL)	9- 2-95
	14'4	4.37 Vic Cook(CA)	7-25-82
51	13'7 3/4	4.16 Boo Morcom(PA)	8-25-72
52	14'0	4.27 Boo Morcom(PA)	11- 8-73
53	13'5	4.09 Jerry Donley(CO)	3-13-83
54	13'6 1/2	4.13 Boo Morcom(PA)	4- 3-76
55	13'7 1/2	4.15 Hans Lagerqvist(SWE)	7-15-95
	13'6 1/4	4.12 Boo Morcom(PA)	8- 4-76
56	13'3	4.04 Boo Morcom(PA)	7-10-77
57	12'9	3.88 Boo Morcom(PA)	4-17-79
58	13'0	3.96 Boo Morcom(PA)	1-10-80
59	13'0 1/2	3.97 Boo Morcom(PA)	1-10-81
60	12'9 1/2	3.90 Herbert Schmidt(GFR)	9- 3-70
	12'4 3/4	3.78 Jerry Donley(CO)	2-25-90
61	12'9 1/2	3.90 Herbert Schmidt(GFR)	10-14-71
	12'6 1/2	3.82 Boo Morcom(PA)	2-26-83
62	11'11 3/4	3.65 Boo Morcom(PA)	5- 7-83
63	12'3 1/2	3.74 Boo Morcom(PA)	8- 2-84
64	12'0	3.66 Boo Morcom(PA)	8-31-85
65	12'4 1/2	3.77 Boo Morcom(PA)	8- 3-86
66	11'10 1/2	3.62 Boo Morcom(PA)	6- 8-87
67	11'6	3.50 Herbert Schmidt(GFR)	5-11-77
	11'1 1/2	3.39 Boo Morcom(PA)	1- 6-89
68	11'5	3.48 Boo Morcom(PA)	5-13-89
69	11'2	3.40 Herbert Schmidt(GFR)	8-15-79
	10'7 1/4	3.23 Boo Morcom(PA)	6-16-90

70	10'10	3.30 Herbert Schmidt(GFR)	9-14-80
	10'0 1/2	3.06 Boo Morcom(NH)	7- 6-91
71	10'4 1/2	3.16 Boo Morcom(NH)	8-22-92
72	10'0	3.05 Jim Vernon(CA)	6- 3-89
73	10'2	3.10 William Bell(US)	7-15-95
74	9'9	2.97 Carol Johnston(CA)	4-26-86
75	9'6 1/4	2.90 Carol Johnston(CA)	2- 7-87
76	9'5 1/2	2.88 Carol Johnston(CA)	2-13-88
77	9'0	2.74 Carol Johnston(CA)	7- 1-89
78	8'8	2.64 Carol Johnston(CA)	1-13-90
79	8'6 1/2	2.60 Carol Johnston(CA)	5-25-91
80	8'3	2.51 Carol Johnston(CA)	6-20-92
81	7'8	2.33 Carol Johnston(CA)	9-12-93
82	7'9	2.36 Carol Johnston(CA)	2-12-94
83	7'11	2.41 Carol Johnston(CA)	2- 4-95
84	7'9	2.36 Carol Johnston(CA)	5-26-96
85	6'6 3/4	2.00 Ahiti Pajunen(FIN)	6-18-95
	5'4	1.62 A. E. Pitcher(IN)	8- 2-87
86	6'2 3/4i	1.90 Ahiti Pajunen(FIN)	3-31-96
	5'8	1.73 A. E. Pitcher(IN)	5-14-88
87	5'4	1.62 A. E. Pitcher(IN)	9-24-89
88	4'6	1.37 A. E. Pitcher(IN)	2-18-90
89	4'6	1.37 A. E. Pitcher(IN)	8- 3-91

LONG JUMP

35	27'10 3/4	8.50 Larry Myricks(US)	6-15-91
36	26'7 1/4	8.11 Larry Myricks(US)	4-17-92
	w26'10 1/2	8.19 Larry Myricks(US)	4-17-92
37	27'0 3/4	8.25 Larry Myricks(US)	7-28-93
	w27'5 1/2	8.37 Larry Myricks(US)	7-28-93
38	25'0	7.62 Larry Myricks(US)	9-15-94
	w25'11 3/4	7.92 Nenad Stekic(YUG)	6- 7-89
39	24'9	7.54 Stan Whitley(CA)	4-27-85
	w24'11	7.59 Stan Whitley(CA)	4-27-85
40	24'9	7.54 Hans Schicker(FRG)	7-24-88
	24'4 3/4	7.43 Tom Chilton(TN)	3-24-78
41	24'10	7.57 Hans Schicker(FRG)	7-16-89
	22'11 3/4	7.00 John Hartfield(TX)	2-22-86
	w23'4	7.11 John Hartfield(TX)	6- 7-86
42	23'6 3/4	7.18 Pericles Pinto(POR)	7- 8-79
	22'1 1/2	6.74 Stan Whitley(CA)	8- 4-88
	w22'8	6.91 Richard Thomas(US)	7-22-95
	w22'4	6.81 Dave Jackson(CA)	6-22-74
43	23'9 1/2	7.25 Pericles Pinto(POR)	5-18-80
	23'2	7.06 Stan Whitley(CA)	7-29-89
44	22'11 1/2	7.00 Pericles Pinto(POR)	6-13-81
	22'2 1/2	6.77 Carl Flowers(CA)	6-15-91
45	23'4 3/4	7.13 Pericles Pinto(POR)	5- 1-82
	21'11	6.68 Shirley Davisson(CA)	10- 4-75
46	23'10 1/4	7.27 T. Taavitskinen(FIN)	8-21-90
	21'8 3/4	6.62 Shirley Davisson(CA)	6-26-76
	w22'11	6.98 John Hartfield(TX)	6- 7-91
	w21'9	6.63 Stan Whitley(CA)	8-15-92
47	22'4 1/4	6.81 T. Taavitskinen(FIN)	7-23-91
	21'4	6.50 John Hartfield(TX)	6- 6-92
	w21'6 1/4	6.56 Shirley Davisson(CA)	4-24-77
48	21'5 1/4	6.53 Wolf Reinhardt(GFR)	8- 9-77
	21'4	6.50 Rudy Enders(MD)	4-26-80
49	21'3 1/4	6.48 Pertti Ahomaki(FIN)	7-22-95
	21'1	6.42 Shirley Davisson(CA)	2- 9-80
50	22'5 1/4	6.84 T. Taavitskinen(FIN)	6-18-94
	21'1	6.42 Shirley Davisson(CA)	4-12-80
51	21'7 1/2	6.59 T. Taavitskinen(FIN)	7-22-95
	20'10 1/2	6.36 Darrel Horn(CA)	9- 8-90
52	20'0 1/2	6.11 Darrel Horn(CA)	9-22-91
	20'0 1/2	6.11 Pericles Pinto(POR)	7-30-89
53	20'8	6.30 Pericles Pinto(POR)	6-30-90
	19'9 1/2	6.03 Gary Miller(CA)	3-11-91
54	20'2 1/4	6.15 Pericles Pinto(POR)	7-23-91
	19'10 1/2	6.06 Tom Patsalis(CA)	6-12-76
	w20'3 1/2	6.18 Tom Patsalis(CA)	6-26-76
55	20'10	6.35 Stig Backlund(FIN)	7-21-95
	19'9 1/2	6.03 Tom Patsalis(CA)	3-12-77
	w20'8 3/4	6.32 Tom Patsalis(CA)	6-18-77
56	19'8 1/4	6.00 Dave Jackson(CA)	8-31-87
57	19'4 3/4	5.91 Olavi Niemi(FIN)	7-22-89
	19'4 1/4	5.90 Tom Patsalis(CA)	7-31-79
58	19'8 1/4	6.00 Tom Patsalis(CA)	8-16-80

59	20'0 1/4	6.10 Tom Patsalis(CA)	7-18-81
60	19'11	6.07 Tom Patsalis(CA)	7-10-82
61	18'11	5.76 Tom Patsalis(CA)	5- 1-83
	w19'1 3/4	5.83 Tom Patsalis(CA)	7- 9-83
62	17'11 1/2	5.47 Dick Richards(CA)	8-16-96
	w18'3	5.56 Dick Richards(CA)	6-30-96
63	17'4	5.28 Hans Bitter(GFR)	7-17-83
	17'1 1/2	5.22 Gordon Farrell(CA)	7-18-81
	w17'2 3/4	5.25 Gordon Farrell(CA)	8- 8-81
	w17'6 1/2	5.34 Boo Morcom(PA)	- -84
64	16'10 1/2	5.14 Hans Schneider(GFR)	6-24-78
	16'10	5.13 Boo Morcom(PA)	1- 5-86
	w17'7 3/4	5.38 Hans Bitter(GFR)	8-21-84
	w16'11 1/4	5.16 Boo Morcom(PA)	9-14-85
65	17'4 1/4	5.29 Tom Patsalis(CA)	12- 1-87
	w17'7 3/4	5.38 Boo Morcom(PA)	7-13-86
66	17'5 1/4	5.31 Melvin Larsen(IL)	1-13-91
	w17'11	5.46 Hans Bitter(GFR)	7-13-86
	w17'9 3/4	5.43 Hans Bitter(GFR)	7-29-86
67	16'4	4.98 Melvin Larsen(IL)	7-25-91
68	16'4 1/2	4.99 Melvin Larsen(IL)	6-10-93
	w16'5	5.00 Gordon Siefert(AL)	8- 4-96
69	16'9 1/2	5.12 Melvin Larsen(IL)	10- 9-93
70	17'0 1/4	5.19 Melvin Larsen(IL)	8-13-94
	w17'2	5.23 Melvin Larsen(IL)	7-30-94
71	15'8 1/2	4.79 Ian Hume(CAN)	8-22-85
	15'8i	4.77 Melvin Larsen(IL)	1- 6-96
	w16'1 3/4	4.92 Mazumi Morita(JPN)	10- 6-84
72	14'10 3/4	4.54 Tom Patsalis(CA)	6-18-94
	14'10 3/4	4.54 Teodor Solheim(NOR)	8- 7-87
	w15'4 1/4	4.68 Gilberto Gonzalez(PUR)	6-27-85
	w15'0	4.57 G. Marabotti(ITA)	12- 5-87
73	14'9 1/2	4.51 Ian Hume(CAN)	12- 9-87
	14'3 1/4	4.35 Edwin Lukens(NY)	7-21-95
	w15'4 3/4	4.69 Mazumi Morita(JPN)	3-28-87
	w14'11 1/4	4.55 Gilberto Gonzalez(PUR)	7-19-86
	w14'8 3/4	4.49 Carol Johnston(CA)	6- 8-85
74	14'2	4.32 Bruno Sobrero(ITA)	7-21-95
	13'11	4.24 Edwin Lukens(NY)	7-26-96
	p14'7 1/4	4.45 Gilberto Gonzalez(PUR)	- -87
	w15'6 3/4	4.74 Mazumi Morita(JPN)	12- 5-87
	w15'1 1/4	4.60 Tom Kennell(US)	5- 6-95
	w14'8 3/4	4.49 Esko Kolhonen(FIN)	6-25-88
	w13'11 1/4	4.25 Tom Kennell(US)	7- 6-95
75	15'8 1/4	4.78 Mazumi Morita(JPN)	7-30-88
	13'11	4.24 M. Silverstein(VA)	5- 6-95
76	14'4	4.37 Mazumi Morita(JPN)	7-29-89
	13'5 1/2	4.10 M. Silverstein(VA)	8-16-96
77	14'3	4.34 G. Marabotti(ITA)	10- 9-93
	12'5 3/4	3.80 Claude Hills(PA)	7-27-89
	p12'7	3.83 John Davison(US)	6-29-96
78	14'3	4.34 Mazumi Morita(JPN)	7-25-91
	12'2	3.71 Clarence Trahan(CA)	7-30-93
79	13'0 3/4	3.98 G. Marabotti(ITA)	7-21-95
	11'11 1/2	3.64 Joe Caruso(CA)	3- 5-89
80	13'6 1/4	4.12 Mazumi Morita(JPN)	10- 9-93
	11'7	3.53 Walt Wesbrook(US)	6-24-78
	w12'0	3.66 Clarence Trahan(CA)	4- 8-95
81	13'7 3/4	4.16 Mazumi Morita(JPN)	9-17-94
	11'9i	3.58 Clarence Trahan(CA)	3-30-96
82	13'8 1/2	4.18 Suda Giichi(JPN)	10-15-94
	12'0 3/4	3.67 David Marcus(CA)	5-25-91
83	12'11 1/2	3.95 Gulab Singh(IND)	7-29-89
	10'10 1/4	3.31 Everett Hosack(OH)	8-24-85
84	10'5 1/2	3.19 Sajjan Singh(IND)	7-21-95
	10'1 3/4	3.09 Winfield McFadden(CA)	7-22-89
85	11'6 1/4	3.51 Kizo Kimura(JPN)	8-18-96
	9'1	2.77 Buell Crane(ID)	6- 6-85
	w9'1	2.77 Orrin Graf(FL)	5- 6-95
86	10'6 1/2	3.21 Karl Trei(CAN)	6-24-95
	8'11	2.72 Russell Randall(CO)	8-13-93
	p10'9 1/4	3.28 Richard Kalbfuss(FRG)	9- 3-88
87	8'6	2.59 Russell Randall(CO)	8-13-94
88	8'9 1/4	2.67 Masami Okazaki(JPN)	10- 9-93
	8'8 1/4	2.65 Russell Randall(CO)	7-21-95
89	6'7 3/4	2.02 Herbert Anderson(CO)	8-31-91
90	8'0 1/4	2.44 Buell Crane(ID)	4-21-90
91	7'10 1/2	2.40 Buell Crane(ID)	4-20-91
92	6'3 1/2	1.92 Everett Hosack(OH)	5- 7-94
	w6'4	1.93 Everett Hosack(OH)	5- 7-94
93	7'1 3/4	2.18 Everett Hosack(OH)	7-21-95
94	6'9 1/4i	2.06 Everett Hosack(OH)	3- 2-96
95	5'10	1.78 Collister Wheeler(OR)	7-22-88
99	7'0 3/4	2.15 Joginder Singh(((IN)	7-25-91

TRIPLE JUMP

35	55'7 1/4	16.95	Ray Kimble(US)	8-12-88
36	54'10	16.71	Willy Banks(CA)	6-21-92
	w54'10 1/2	16.72	Willy Banks(CA)	6-21-92
37	53'3 3/4	16.25	Jozef Schmidt(POL)	6-27-72
	52'9	16.08	Ray Kimble(US)	4- 6-91
38	54'1 3/4	16.50	Ray Kimble(US)	6-14-91
39	55'5 1/2	16.90	Ray Kimble(US)	6-21-92
	w56'4	17.17	Ray Kimble(US)	6-21-92
40	54'4 3/4	16.58	Ray Kimble(US)	7- 2-93
	w55'8 1/4	16.97	Ray Kimble(US)	6-17-93
41	53'3 1/2	16.24	Ray Kimble(US)	5-14-94
42	52'4	15.95	Ray Kimble(US)	4-13-96
43	53'6 1/4	16.31	Ray Kimble(US)	6- 5-96
	w54'6 3/4	16.63	Ray Kimble(US)	5-11-96
44	46'9 1/2	14.26	Pericles Pinto(POR)	5-24-81
	43'11	13.38	Dave Jackson(CA)	9-27-75
45	45'11 1/2	14.01	Pericles Pinto(POR)	7-14-82
	45'2 1/4	13.77	Dave Jackson(CA)	8-11-77
	w46'4 1/4	14.13	Derek Boosey(ITA)	11-29-87
	w45'2 1/2	13.78	Darrel Horn(US)	6-27-85
46	48'7 1/2i	14.82	Milan Tiff(CA)	2-25-95
47	46'6 1/4	14.18	Stig Backlund(FIN)	7-28-87
	43'3 1/4	13.19	Dave Jackson(CA)	7-31-79
48	44'4 1/2	13.52	Dave Jackson(CA)	8-17-80
	w46'4 1/4	14.13	Stig Backlund(FIN)	11-29-87
49	45'0 1/4	13.72	Stig Backlund(FIN)	8- 1-89
	44'1 1/2	13.45	Dave Jackson(CA)	9- 1-80
50	44'8 1/4	13.62	Stig Backlund(FIN)	6-17-90
	43'3 1/2	13.19	Dave Jackson(CA)	7-10-82
	w46'2	14.07	Stig Backlund(FIN)	7- 4-90
51	44'5 1/2	13.55	Hermann Strauss(FRG)	6- 6-62
	41'6 1/4	12.65	Dave Jackson(CA)	8-22-83
52	42'0 3/4	12.82	Dave Jackson(CA)	9-25-83
	w44'7 3/4	13.61	Horst Mandl(AUT)	6-25-88
53	42'7 3/4	13.00	Hermann Strauss(FRG)	9-15-84
	41'11 1/2	12.79	Dave Jackson(CA)	5-25-85
	w42'6 1/4	12.96	Dave Jackson(CA)	6-27-85
54	42'7 3/4	13.00	Hermann Strauss(FRG)	5- 4-85
	40'10	12.44	Dave Jackson(CA)	6-28-86
55	45'5 1/4	13.85	Stig Backlund(FIN)	7- 2-95
	40'1 1/4	12.22	Dave Jackson(CA)	7-25-87
	w40'6	12.34	Dave Jackson(CA)	8-15-87
	w40'5	12.32	Tom Patsalis(CA)	6-26-77
56	42'0 3/4	12.82	Hermann Strauss(FRG)	8- 2-87
	40'6 3/4	12.36	Dave Jackson(CA)	12- 4-87
	w41'7	12.67	Dave Jackson(CA)	5-28-88
57	41'11 1/4	12.78	Olavi Niemi(FIN)	7- 2-89
	41'5	12.62	Gordon Farrell(CA)	1-18-75
58	41'0 1/2	12.51	Hermann Strauss(FRG)	6- 4-89
	39'4	11.99	Tom Patsalis(CA)	5-17-80
59	40'6 1/4	12.35	Tom Patsalis(CA)	8- 9-81
60	40'5 1/2	12.33	Hermann Strauss(FRG)	7-26-91
	39'3	11.96	Tom Patsalis(CA)	7-10-82
61	39'4 3/4	12.01	Vaclav Bartl(SWE)	12- 5-87
	39'4 3/4	12.01	Jakob Rypdal(NOR)	12- 5-87
	38'1	11.61	Tom Patsalis(CA)	9-25-83
	w38'8 3/4	11.80	Tom Patsalis(CA)	7- 9-83
62	39'0	11.89	Gordon Farrell(CA)	5-24-80
63	37'4 1/2	11.39	Jakob Rypdal(NOR)	8- 1-89
	36'3 1/2	11.06	Edwin Lukens(NY)	3-24-85
64	37'6 3/4	11.45	L. Ariel Standen(CHI)	10-13-93
	35'1	10.69	Edwin Lukens(NY)	1- 5-86
65	36'5 1/2	11.11	Matti Jarvinen(FIN)	7-27-91
	35'7 3/4	10.86	Tom Patsalis(CA)	3-29-87
66	35'5	10.79	James Stookey(MD)	4- 6-96
67	35'7 1/2	10.86	Matti Jarvinen(FIN)	10-13-93
	34'4 1/4	10.47	Edwin Lukens(NY)	7- 8-89
68	34'1 1/2	10.40	Amelio Compri(ITA)	10-13-93
	33'6	10.21	Edwin Lukens(NY)	5- 4-90
69	33'2	10.11	Matti Jarvinen(FIN)	7-19-95
	32'3 3/4	9.85	Tom Patsalis(CA)	6-22-91
70	33'9 1/4	10.29	Rolf Gustavson(SWE)	8- 2-87
	31'4 1/2	9.56	Tom Patsalis(CA)	7-12-92
	w32'1 3/4	9.80	Tom Patsalis(CA)	6-20-92
71	33'8 3/4	10.28	Tanaka Juji(JPN)	5-29-94
	32'8 1/2	9.97	Edwin Lukens(NY)	3-19-93
72	33'7 1/2	10.25	Mazumi Morita(JPN)	10-13-85
	30'8 1/2	9.36	Edwin Lukens(NY)	8-14-94
	w30'10	9.40	Tom Patsalis(CA)	6-18-94
73	32'2 1/4	9.81	Teodor Solheim(NOR)	7-31-88
	31'0 3/4	9.47	Edwin Lukens(NY)	8- 5-95
	w32'0 1/4	9.76	Edwin Lukens(NY)	7-19-95
74	31'6 1/4	9.61	Mazumi Morita(JPN)	12- 4-87
	28'3 3/4i	8.63	Charles Obye(AZ)	3-31-96
	w30'1 1/2	9.18	Edwin Lukens(NY)	7-26-96
	w29'2	8.89	Tom Patsalis(CA)	5-26-96
75	32'11 3/4	10.05	Mazumi Morita(JPN)	7-31-88
	28'2 3/4	8.60	Winfield McFadden(CA)	8-17-80
	w29'0 3/4	8.86	Tom Kennell(US)	6- 8-96
	w28'6 1/2	8.70	John Satti(CA)	6-10-89
76	30'1 1/2	9.18	Teodor Solheim(NOR)	7-27-91
	26'10 1/2	8.19	Winfield McFadden(CA)	8-16-81
	w31'2	9.50	Esko Kolhonen(FIN)	7- 4-90
77	29'11 1/2	9.13	Esko Kolhonen(FIN)	7-27-91
	25'4	7.72	John Damski(CA)	10-19-91
	w26'1	7.95	Winfield McFadden(CA)	8- 7-82
78	30'6 1/2	9.31	Mazumi Morita(JPN)	7-27-91
	25'1 3/4	7.66	Clarence Trahan(CA)	9-19-93
	w26'2	7.97	Herbert Anderson(CO)	8-17-80
79	27'11 3/4	8.53	Esko Kolhonen(FIN)	10-13-93
	25'6 3/4	7.79	Winfield McFadden(CA)	7-15-84
	w29'5 1/2	8.98	Gulab Singh(IND)	6-27-85
80	29'4 1/2	8.95	Mazumi Morita(JPN)	10-13-93
	24'5	7.44	Winfield McFadden(CA)	5-25-85
	w25'4 1/4	7.73	Winfield McFadden(CA)	6-27-85
81	23'8	7.21	Karl Trei(CAN)	6-30-90
	23'5 1/2	7.15	Clarence Trahan(CA)	8-24-96
	p25'11 3/4	7.92	Giichi Suda(JPN)	10-13-93
	w24'6	7.47	Clarence Trahan(CA)	1-27-96
	w24'1 3/4	7.36	Karl Trei(CAN)	8-12-90
82	28'6 1/4	8.69	Mazumi Morita(JPN)	7-19-95
	21'2 1/4	6.46	Robert Ulsh(CA)	8- 1-89
	w22'11 1/2	7.00	David Marcus(CA)	5-25-91
	w22'10 3/4	6.98	Benjamin Fox(AZ)	8-15-87
83	25'8 3/4	7.84	Gulab Singh(IND)	8- 1-89
	20'0 1/2	6.11	A. E. Pitcher(IN)	7-20-85
84	22'7	6.88	Winfield McFadden(CA)	7-20-89
85	23'6 3/4	7.18	Kizo Kimura(JPN)	9-16-96
	20'7 1/4	6.28	Winfield McFadden(CA)	7-21-90
	w21'4 3/4	6.52	Winfield McFadden(CA)	5-26-90
86	22'0 1/4	6.71	Karl Trei(CAN)	7-19-95
	18'0	5.48	Buell Crane(ID)	7-12-86
87	17'5 1/2	5.32	Buell Crane(ID)	12- 4-87
	p19'1 1/2	5.83	Kumazo Kashiwada(JPN)	10-13-93
	w17'7 1/2	5.37	Herbert Anderson(CO)	7- 1-90
88	17'6	5.33	Winfield McFadden(CA)	9-19-93
89	15'9 1/4	4.81	Herbert Anderson(CO)	8-31-91
90	18'1	5.51	Buell Crane(ID)	7-28-90
91	15'2 3/4	4.64	Buell Crane(ID)	7-27-91
92	13'3	4.04	Waldo McBurney(US)	7-19-95
93	w15'2 1/2	4.63	Buell Crane(ID)	8-13-93
94	13'3 3/4	4.06	Buell Crane(ID)	8-14-94

SHOT PUT (16 pounds)

35	72'3	22.02	Brian Oldfield(CA)	5-16-81
36	70'10	21.59	Brian Oldfield(CA)	6- 2-81
37	69'7 1/2	21.22	Brian Oldfield(CA)	5-28-83
38	72'9 3/4	22.19	Brian Oldfield(CA)	5-26-84
39	69'5 1/4	21.16	Brian Oldfield(CA)	6- 8-84
40	70'3	21.41	Brian Oldfield(CA)	8-22-85
41	67'0	20.42	Brian Oldfield(IL)	8- 5-86
42	67'0 3/4	20.44	Ivan Ivancic(YUG)	7- 5-80
	61'5 1/2	18.73	Brian Oldfield(IL)	6-27-87
43	65'10 1/4	20.07	Ivan Ivancic(YOG)	7-18-81
	62'10	19.15	Brian Oldfield(IL)	6-18-88
44	66'7 3/4	20.31	Ivan Ivancic(YUG)	9-28-82
	54'1 1/2	16.50	Carl Wallin(NH)	8-30-86
45	68'1 3/4	20.77	Ivan Ivancic(YUG)	8-21-83
	55'2 1/2	16.83	Edward Hill(AL)	8-23-88
46	66'2	20.17	Ivan Ivancic(YUG)	6-11-84
	53'7	16.33	Carl Wallin(NH)	10-18-87
47	58'1 1/4	17.71	Pierre Colnard(FRA)	6-12-76
	52'6	16.00	Carl Wallin(NH)	9-10-89
	p59'11	18.26	Ivan Ivancic(YUG)	- -85
48	61'6 1/4	18.75	Ivan Ivancic(YUG)	9- 7-86
	52'5	15.97	Carl Wallin(NH)	10- 8-89
49	54'8 3/4	16.68	H. Hombrecher(GFR)	8-11-74
	50'9 1/2	15.48	Tom Gage(MT)	3-20-93
50	54'6 1/4	16.62	H. Hombrecher(GFR)	9-18-75
	50'1 1/2	15.28	Carl Wallin(NH)	10- 5-91
51	50'10 1/4	15.50	H. Hombrecher(GFR)	5-19-77
	48'9	14.86	Carl Wallin(NH)	10- 4-92
52	47'10 1/2	14.59	Carl Wallin(NH)	10- 9-93
53	49'11 1/4	15.22	H. Hombrecher(GFR)	10-15-78
	46'11 1/2	14.31	Carl Wallin(NH)	8- 6-95
54	49'4 1/2	15.05	H. Hombrecher(GFR)	8-22-79
	47'4	14.43	Carl Wallin(NH)	9-21-96
55	48'9	14.86	H. Hombrecher(GFR)	8-20-80
	48'3 1/2	14.72	Carl Wallin(NH)	10- 5-96
56	37'10	11.53	Thomas McDermott(CN)	2- 2-75
	p38'4 3/4	11.70	Alvis Hunner(GFR)	9- 7-74
57	42'0	12.80	Hans Schneider(GFR)	9- 4-71
	41'1	12.52	Cliff Blair(CT)	10-18-87
58	41'2	12.55	Cliff Blair(US)	6-11-88
59	44'8	13.61	Cliff Blair(US)	10- 8-89
60	45'5	13.84	Peter Speckens(FRG)	7- 8-95
	42'7 1/2	12.99	Cliff Blair(US)	9- 2-90
61	39'7 1/4	12.07	Vic Depre(BEL)	10-29-89
	36'7	11.15	David Shrader(KS)	7-10-76
62	36'0 1/4	10.98	Hans Schneider(GFR)	8-27-76
	33'6 1/2	10.22	Herb Cantor(NY)	7- 3-88
	p36'2 3/4	11.04	Hans Benz(GFR)	6-18-78
63	40'6 3/4	12.36	Cliff Blair(MA)	8-22-93
64	34'7	10.54	Hans Schneider(GFR)	10- 7-78
	33'10 1/2	10.32	Len Olson(VT)	9-10-95
	p36'1 1/4	11.00	Heinrich Fiedler(GFR)	10- 7-78
65	34'9	10.59	Len Olson(VT)	9- 8-96
66	36'10 1/4	11.23	Karl-heinz Wendel(GER)	9-29-96
	33'8 1/4	10.27	William Walmroth(MI)	9-16-90
67	32'0 1/4	9.76	Karl Leitges(GFR)	6-12-76
	31'5	9.57	Andrew Jones(OH)	2-23-86
68	35'1 3/4	10.71	William Walmroth(MI)	9-13-92
69	34'5	10.49	Franz Meier(SWI)	10- 3-87
	33'2	10.11	Ross Carter(OR)	8-27-83
70	32'0 1/2	9.76	Donald Cumley(NV)	8-25-90
71	32'1 1/2	9.79	Rudolph Zapp(GFR)	9-30-72
	29'5 1/2	8.98	Ross Carter(OR)	3-10-85
72	33'1 3/4	10.10	Ross Carter(OR)	8- 2-86
73	30'9	9.49	Ross Carter(OR)	8- 8-87
74	31'10	9.70	Franz Meier(SWI)	5-24-92
	28'5 3/4	8.68	Ross Carter(OR)	2-11-89
75	28'7 3/4	8.73	Ross Carter(OR)	6-24-89
76	30'0 1/4	9.15	Ernst Korte(GFR)	8-31-80
	28'2 1/4	8.59	Ross Carter(OR)	8-25-90
77	25'9	7.85	Manuel White(MT)	6-12-93
78	23'8 1/4	7.22	Arnolds Ticmanis(CAN)	12-17-83
	16'11 1/4	5.16	Arthur Wright(NY)	6-14-80
79	26'7 3/4	8.12	Ross Carter(OR)	6- 6-93
80	28'2 1/4	8.59	Ross Carter(OR)	7-29-94
81	22'2 1/2	6.77	Leon Joslin(WA)	7- 7-93

SHOT PUT (6 kg)

50	60'6 1/2	18.45	Klaus Liedtke(FRG)	7-20-91
	53'10	16.41	Carl Wallin(NH)	10- 5-91
51	55'7 1/4	16.95	Tom Gage(MT)	7-30-94
52	57'9	17.60	Klaus Liedtke(FRG)	10-10-93
	52'7 1/2	16.04	Carl Wallin(NH)	10- 9-93
53	53'9	16.38	H. Hombrecher(FRG)	9-13-78
	52'2 1/2	15.91	Carl Wallin(NH)	8-27-95
54	53'2 3/4	16.22	H. Hombrecher(FRG)	7-27-79
	51'0	15.54	Carl Wallin(NH)	8-25-96
55	52'4	15.95	Peter Speckens(FRG)	7- 3-90
	52'0	15.85	Joe Keshmiri(NV)	10-10-93
56	51'7 3/4i	15.74	Joe Keshmiri(NV)	2-25-95
57	50'5 1/2	15.38	Joe Keshmiri(NV)	7-18-95
58	50'6	15.39	Joe Keshmiri(NV)	6- 8-96
59	47'1	14.35	Peter Speckens(FRG)	5- 7-95
	46'8 1/2	14.23	Cliff Blair(MA)	10- 4-89
60	46'8 1/2	14.23	Cliff Blair(MA)	12- 8-89
65	43'0 1/2	13.12	Karl-heinz Wendel(GER)	9- 3-95
74	32'5 1/4	9.89	Franz Meier(SWI)	5-24-92

SHOT PUT (5 kg)

60	53'3 3/4	16.25	Peter Speckens(FRG)	6- 7-95
	52'8	16.05	Cliff Blair(MA)	9-29-90
61	49'8 1/2	15.15	Cliff Blair(MA)	1- 5-91
62	49'10 1/2	15.20	Cliff Blair(MA)	1-10-92
63	51'3	15.62	Reino Nokelainen(FIN)	7-17-83
	47'3i	14.40	Wendell Palmer(TX)	2-11-96
64	47'5	14.45	Reino Nokelainen(FIN)	8-22-84
	45'8 3/4	13.94	Wendell Palmer(TX)	8-18-96
65	48'2 3/4	14.70	Reino Nokelainen(FIN)	8- 3-85
	44'1 1/4	13.44	Len Olson(VT)	8-18-96
66	45'1 3/4	13.76	Ladislav Filip(CZE)	9-24-94
	43'0	13.10	Phillip Brusca(MO)	6- 5-93
67	48'3 1/4	14.71	T. Von Wachenfeldt(SWE	7-19-95
	41'1 1/2	12.53	Thomas McDermott(FL)	1-12-86
68	43'4	13.21	Rolf Gustavson(SWE)	8- 3-85
	38'11	11.86	William Walmroth(MI)	9-13-92
69	43'8 1/2	13.32	Voitto Elo(FIN)	8-22-84
	38'8	11.78	Bill Bangert(CA)	6- 6-93
	p39'1 1/2	11.92	Arnold Scott(US)	7-11-92

SHOT PUTS (4 kg)

70	46'1 1/4	14.05	Voitto Elo(FIN)	6-23-85
	43'3	13.18	Donald Cumley(NV)	8- 4-90
	p46'11 1/2	14.31	Voitto Elo(FIN)	- -85
71	44'7 3/4	13.61	Hans Bitter(FRG)	7-21-91
	43'8	13.31	Scott Herrman(KA)	7- 5-91
72	43'11 1/2	13.40	Ross Carter(OR)	8- 2-86
73	45'1	13.74	Scott Herrman(KA)	10-11-92
74	42'4	12.90	Franz Meier(SWI)	9- 6-92
	39'1 3/4	11.93	Dale Buysse(CO)	8-10-95
75	42'0	12.80	Voitto Elo(FIN)	5-27-90
	41'5 3/4	12.64	Ross Carter(OR)	9- 3-89
76	41'6 3/4i	12.67	Scott Herrman(KA)	2-11-96
77	39'4	11.99	Ross Carter(OR)	6-22-91
78	38'7	11.76	Ross Carter(OR)	6-13-92
79	38'11	11.86	Ross Carter(OR)	2-20-94
80	40'3	12.27	Ross Carter(OR)	6-25-94
81	39'6	12.04	Ross Carter(OR)	6-30-95
82	37'7 1/2	11.47	Ross Carter(OR)	10- 8-96
83	35'2 1/2	10.73	Gerhard Schepe(FRG)	7-19-95
	25'11 1/2	7.91	Burt Degroot(CA)	9-23-90
84	27'11 3/4	8.53	Leon Joslin(WA)	8-18-96
85	27'10 1/4	8.49	Lamberto Cicconi(ITA)	7- 3-90
	25'11 3/4	7.92	John Pearce(TX)	8-21-96
86	27'5 1/4	8.36	Lamberto Cicconi(ITA)	2-23-91
	23'1 1/4	7.04	Burt Degroot(CA)	7-31-93
87	27'6 3/4	8.40	Lamberto Cicconi(ITA)	9- 5-92
	25'0	7.62	Buell Crane(ID)	8-14-87
88	26'4 1/4	8.03	Lamberto Cicconi(ITA)	2- 5-93
	21'8 1/4	6.61	Herbert Anderson(CO)	7-13-91
89	25'1 1/2	7.66	Lamberto Cicconi(ITA)	9-15-94
	22'2 1/4	6.76	Buell Crane(ID)	7-29-89
90	24'7i	7.49	Lamberto Cicconi(ITA)	2-17-95
	22'10 1/2	6.97	Buell Crane(ID)	6-20-90
91	16'10	5.13	John Whittemore(CA)	10-19-91
92	21'11 3/4	6.70	Waldo McBurney(US)	7-19-95
93	18'6 3/4	5.66	Buell Crane(ID)	8-14-93
94	18'8	5.69	Buell Crane(ID)	7- 9-94
95	15'3	4.65	John Whittemore(CA)	4-23-95
96	15'4 3/4	4.69	Tom Lane(CA)	9-23-90
	p25'3 1/4	7.70	Joginder Singh(((IN)	- -88
97	15'9	4.80	Tom Lane(CA)	9-22-91
98	21'0	6.40	Joginder Singh(((IN)	11-11-90
	13'5 1/4	4.09	Tom Lane(CA)	8-14-92
99	20'10 3/4	6.37	Joginder Singh(((IN)	7-21-91

DISCUS THROW (2 kg)

35	232'8	70.92	Wolfgang Schmidt(FRG)	9- 9-89
	227'2	69.24	Art Swarts(US)	5-31-80
36	233'9	71.24	John Powell(US)	6- 9-84
37	222'11	67.94	Mac Wilkins(CA)	4-23-88
38	233'9	71.26	Rickard Bruch(SWE)	11-15-84
	225'5	68.70	Art Swarts(US)	11-12-83
39	216'8	66.04	Vladimir Lyakhov(URS)	7-31-76
	212'2	64.68	Art Swarts(US)	5-26-84
40	220'9	67.28	Art Swarts(US)	9-15-85
41	213'1	64.96	Art Swarts(US)	3- 8-86
42	219'10	67.00	Al Oerter(NY)	4- 7-79
43	227'11	69.48	Al Oerter(NY)	5-31-80
44	225'7	68.76	Al Oerter(NY)	6- 7-81
45	216'11	66.12	Al Oerter(NY)	3-28-82
46	212'4	64.72	Al Oerter(NY)	10-30-82
47	222'9	67.90	Al Oerter(NY)	11-12-83

48	211'3	64.40	Al Oerter(NY)	9-15-85
49	204'9	62.42	Al Oerter(FL)	6-14-86
50	167'0	50.90	Kauko Jouppila(FIN)	6-17-71
	149'2	45.48	Chuck Chapin(NY)	7-13-95
51	191'9	58.44	Al Oerter(FL)	7-23-88
52	178'0	54.26	Kauko Jouppila(FIN)	8- 5-73
	137'1	41.78	Wendell Palmer(TX)	7-21-84
53	162'6	49.54	Kauko Jouppila(FIN)	8-28-74
	132'5	40.36	Wendell Palmer(TX)	6-22-85
	p181'6	55.32	Al Oerter(FL)	- -90
54	168'0	51.22	Kauko Jouppila(FIN)	9- 2-75
	138'5	42.20	George Ker(CA)	6-19-77
55	158'11	48.44	Kauko Jouppila(FIN)	8- 7-76
	135'2	41.20	Wendell Palmer(TX)	6-20-87
56	162'11	49.68	Kauko Jouppila(FIN)	9- 3-77
	137'11	42.04	Wendell Palmer(TX)	5-14-88
57	157'2	47.90	Kauko Jouppila(FIN)	6-20-78
	131'2	39.98	Wendell Palmer(TX)	5-13-89
58	148'8	45.32	K. Maksimczyk(GBR)	8-12-72
	122'1	37.22	Wendell Palmer(TX)	6- 9-90
59	155'7	47.42	Kauko Jouppila(FIN)	5-27-80
	136'5	41.58	Wendell Palmer(TX)	4-18-92
60	137'10	42.02	Wendell Palmer(TX)	6-13-92
61	136'6	41.60	Peter Speckens(FRG)	7- 6-96
	128'5	39.14	Wendell Palmer(TX)	4-23-93
62	136'1	41.48	Wendell Palmer(TX)	4-23-94
	p149'2	45.46	Kauko Jouppila(FIN)	- -83
63	113'7	34.64	Jose Celaya(SPA)	9-29-73
	101'8	31.00	Bob Stone(CA)	5-19-84
	p115'9	35.28	Otto Eisenmann(GFR)	9-22-77
64	115'11	35.34	Olav Reppen(NOR)	6- 8-76
	103'1	31.42	John Dick(CA)	9-14-76
65	114'6	34.90	Olav Reppen(NOR)	7-29-76
	101'3	30.86	John Dick(CA)	9-17-77
66	120'10	36.84	Karl-heinz Wendel(GER)	9-18-96
	103'3	31.48	Daniel Aldrich(CA)	12-16-84
67	115'5	35.20	Olav Reppen(NOR)	8-10-78
	97'6	29.72	Daniel Aldrich(CA)	1- 5-86
68	108'5	33.06	Olav Reppen(NOR)	9-12-79
	103'1	31.42	Peter Gulgin(FL)	3-10-84
69	103'11	31.68	Olav Reppen(NOR)	9- 4-80
	89'7	27.30	Philip Partridge(NY)	12-27-80
70	115'0	35.06	Olav Reppen(NOR)	9-12-81
	89'5	27.25	Philip Partridge(NY)	2-10-82
71	118'0	35.98	Olav Reppen(NOR)	9-11-82
	103'5	31.52	Thomas McDermott(FL)	9-16-89
72	108'5	33.04	Olav Reppen(NOR)	9-20-83
	82'5	25.12	Stanley Herrmann(CA)	1- 8-77
73	104'8	31.92	Olav Reppen(NOR)	8-23-84
	89'5	27.25	Manuel White(MT)	8-11-89
74	104'5	31.84	Olav Reppen(NOR)	8- 8-85
	84'4 1/2	25.72	Manuel White(MT)	6-10-90
75	81'4 1/2	24.80	Manuel White(MT)	8-10-91
76	86'1	26.24	Manuel White(MT)	7-11-92
77	81'7 1/4	24.87	Manuel White(MT)	8-28-93
78	77'9 1/2	23.71	Leon Joslin(WA)	6-20-90
79	72'8	22.15	Leon Joslin(WA)	7-10-91
80	59'0	17.98	John Whittemore(CA)	12- 9-79
81	68'8 1/4	20.93	Leon Joslin(WA)	8- 4-93

DISCUS THROW (1.6 kg/1.5 kg)

40	182'8	55.68	Bob Humphreys(CA)	4- 3-76
41	182'11	55.76	Rick Ryckmann(TX)	8- 4-82
42	200'8	61.16	Rick Ryckmann(TX)	7-21-83
43	169'3	51.60	Chuck Chapin(NY)	4- 9-88
44	198'7	60.54	Rick Ryckmann(TX)	6- 8-85
45	200'6	61.12	Lloyd Higgins(CA)	5-30-87
46	181'2	55.22	Rick Ryckmann(TX)	6-28-87
47	167'8	51.10	Fortune Gordien(CA)	6-30-70
48	182'2	55.52	Fortune Gordien(CA)	4-24-71
49	194'10	59.38	Rick Ryckmann(TX)	9-29-90
50	214'3	65.30	Al Oerter(FL)	12-28-86
51	209'4	63.80	Al Oerter(FL)	11- 7-87
52	205'10	62.74	Al Oerter(FL)	8- 3-89
53	197'11	60.34	Al Oerter(FL)	9-23-89
54	179'2	54.62	Larry Pratt(DE)	7-16-95
55	164'3	50.06	Bertil Tallberg(SWE)	8- 1-87
	163'6	49.84	Wendell Palmer(TX)	7-25-87
56	177'1	53.98	Kauko Jouppila(FIN)	9- 3-77
	171'0	52.12	Wendell Palmer(TX)	5-14-88
57	176'4	53.74	Joe Keshmiri(NV)	5-20-95
58	161'10	49.34	Kauko Jouppila(FIN)	7-27-79
	159'0	48.46	Wendell Palmer(TX)	7-14-90
59	171'8	52.34	Wendell Palmer(TX)	4-18-92
60	160'7	48.94	Wendell Palmer(TX)	6-13-92
61	161'2	49.12	Wendell Palmer(TX)	6- 5-93
62	153'1	46.66	Wendell Palmer(TX)	6-25-94
63	129'	39.34	Jose Celaya(SPA)	10-14-73
	120'0	36.58	Bob Stone(CA)	5-12-84
64	143'0	43.60	Karl-heinz Wendel(GER)	5-21-95
	116'7	35.54	John Dick(CA)	9-14-76
65	140'6	42.82	Karl-heinz Wendel(GER)	6-14-96
	117'3	35.74	Donald E. Hegberg(US)	7- 2-94
66	132'10	40.50	Jose Celaya(SPA)	9- 4-76
	118'	35.96	Bob Stone(CA)	8- 7-86
67	130'7	39.80	Olav Reppen(NOR)	8-10-78
	121'0	36.88	Peter Gulgin(FL)	8- 1-83
68	127'11	39.00	Olav Reppen(NOR)	9-12-79
	105'4	32.10	Peter Gulgin(FL)	8-28-83
69	120'10	36.84	Olav Reppen(NOR)	9- 4-80
	103'0	31.40	Bob Stone(CA)	8-15-89
70	127'10	38.96	Olav Reppen(NOR)	9-12-81
	105'9	32.24	Philip Partridge(NY)	9-12-81
71	128'11	39.30	Olav Reppen(NOR)	9-11-82
	97'6	29.72	Peter Gulgin(FL)	8-30-86
72	122'11	37.46	Olav Reppen(NOR)	9-20-83
	96'10 1/2	29.53	Thomas McDermott(FL)	4- 1-90
73	119'6	36.42	Olav Reppen(NOR)	8-23-84
	106'3	32.38	Manuel White(MT)	8-11-89
74	117'10	35.92	Olav Reppen(NOR)	8- 8-85
	100'11	30.76	Manuel White(MT)	6-10-90
75	95'10 3/4	29.23	Manuel White(MT)	7-21-91
76	104'0	31.70	Manuel White(MT)	7-11-92
77	94'0 3/4	28.67	Manuel White(MT)	6-12-93
78	87'3	26.59	Leon Joslin(WA)	7-11-90
79	78'6	23.92	Leon Joslin(WA)	8- 7-91
80	46'3 1/2	14.11	Gordon Powell(FL)	4- 1-90
81	77'4	23.57	Leon Joslin(WA)	7-31-93

DISCUS THROW (1 kg)

55	171'4	52.22	Joe Keshmiri(NV)	9-18-93
56	182'0	55.48	Wendell Palmer(TX)	6- 5-88
57	196'4	59.84	Wendell Palmer(TX)	5-13-89
58	181'8	55.38	Wendell Palmer(TX)	6- 9-90
59	191'4	58.32	Wendell Palmer(TX)	4-18-92
60	189'0	57.60	Wendell Palmer(TX)	4-24-92
	p194'3	59.22	Kauko Jouppila(FIN)	- -81
61	198'8	60.56	Peter Speckens(FRG)	9-29-96
	187'6	57.16	Wendell Palmer(TX)	6- 5-93
62	178'7	54.44	Wendell Palmer(TX)	7-16-94
63	175'3	53.42	K. Maksimczyk(GBR)	6- 8-78
	172'6	52.58	Wendell Palmer(TX)	7- 7-95
64	173'6	52.90	K. Maksimczyk(GBR)	7-16-78
	172'11	52.72	Wendell Palmer(TX)	8-17-96
65	182'6	55.64	K. Maksimczyk(GBR)	9-17-79
	164'10	50.24	Daniel Aldrich(CA)	4-29-84
66	171'9	52.36	Karl-heinz Wendel(GER)	6-19-96
	163'1	49.72	Thomas McDermott(CN)	5- 1-84
67	158'8	48.36	Urho Lamminen(FIN)	7-16-95
	154'11	47.22	Daniel Aldrich(CA)	10- 5-85
68	157'9	48.08	Olav Reppen(NOR)	9-12-79
	151'11	46.32	Daniel Aldrich(CA)	7-19-86
69	150'7	45.90	Daniel Aldrich(CA)	4-30-88
70	161'10	49.34	Kauko Jouppila(FIN)	9-21-91
	145'4	44.30	Ed Hooker(OK)	8-17-96
71	156'6	47.70	Olav Reppen(NOR)	9-11-82
	139'1	42.40	Wilbur Thompson(CA)	8-15-92
72	143'1	43.62	Olav Reppen(NOR)	9-20-83
	141'5	43.10	Thomas McDermott(FL)	7-21-90
73	142'1	43.32	Olav Reppen(NOR)	8-23-84
	134'7	41.02	Dale Buysse(CO)	3-19-94
74	141'4	43.08	Olav Reppen(NOR)	8- 8-85
	132'3	40.32	Manuel White(MT)	7-22-90
75	144'0	43.90	Rolf Gustavson(SWE)	8- 8-92
	127'10	38.96	Ross Carter(OR)	7- 9-89
76	134'0	40.84	Osmo Renvall(FIN)	8- 1-87
	127'1	38.74	Ross Carter(OR)	3-11-90
77	133'11	40.84	Osmo Renvall(FIN)	12- 4-87
	128'2	39.06	Ross Carter(OR)	10-23-91
78	121'9	37.12	Ross Carter(OR)	7-25-92

79	124'2	37.84	Osmo Renvall(FIN)	6-30-90
	120'7	36.76	Ross Carter(OR)	2-13-94
80	124'2	37.86	Osmo Renvall(FIN)	7-23-91
	121'8	37.08	Ross Carter(OR)	6-26-94
81	118'4	36.08	Ross Carter(OR)	6-25-95
82	110'2	33.58	Ross Carter(OR)	10- 8-96
83	97'3	29.64	Ken Carnine(CA)	6-22-91
84	89'10 3/4	27.40	Jakob Schumann(GFR)	7-29-86
	83'6	25.45	Ken Carnine(CA)	8-15-92
85	88'11 3/4	27.12	Lamberto Cicconi(ITA)	9-12-90
	87'2	26.57	Ken Carnine(CA)	9-18-93
86	87'6 1/2	26.68	Lamberto Cicconi(ITA)	1- 6-91
	87'4	26.62	Ken Carnine(CA)	5-14-94
87	85'11 1/2	26.20	Lamberto Cicconi(ITA)	6-26-92
	69'2	21.08	Buell Crane(ID)	7- 3-87
88	78'9	24.00	Lamberto Cicconi(ITA)	10-11-93
	64'1	19.53	Buell Crane(ID)	7-22-88
89	71'10 1/4	21.90	Lamberto Cicconi(ITA)	6-25-94
	59'3	18.06	Buell Crane(ID)	8- 3-89
90	72'4 1/2	22.06	Lamberto Cicconi(ITA)	7-16-95
	67'6	20.57	Buell Crane(ID)	6-20-90
91	62'6	19.05	Buell Crane(ID)	4-20-91
92	50'11	15.52	Collister Wheeler(OR)	7-26-85
93	43'5 1/4	13.24	Buell Crane(ID)	8-13-93
94	48'11 3/4	14.93	Buell Crane(ID)	7- 9-94
95	48'7	14.81	Collister Wheeler(OR)	7-22-88
96	47'7 1/2	14.51	Collister Wheeler(OR)	6-30-89
	p62'1 3/4	18.94	Joginder Singh(((IN)	- -88
97	36'6 1/2	11.14	Tom Lane(CA)	9-22-91
98	56'8 1/4	17.28	Joginder Singh(((IN)	11-11-90
	30'0	9.14	Tom Lane(CA)	8-15-92
99	52'10 3/4	16.12	Joginder Singh(((IN)	7-23-91

HAMMER THROW (16 pound)

35	271'8	82.80	Yurly Syedikh(URS)	8-12-90
	246'0	74.98	Dave McKenzie(CA)	7-21-84
36	271'1	82.62	Yurly Syedikh(URS)	7- 3-91
	232'4	70.82	Dave McKenzie(CA)	6-16-85
37	269'6	82.16	Yurly Syedikh(URS)	6-19-92
	241'9	73.68	Dave McKenzie(CA)	6-14-86
38	262'11	80.14	Yurly Syedikh(URS)	5-22-94
	227'0	69.20	Harold Connolly(CA)	3-22-70
39	256'5	78.16	Gianpaulo Urlando(ITA)	7-25-84
	221'10	67.62	Harold Connolly(CA)	5-23-71
	p262'11	80.14	Yurly Syedikh(URS)	- -94
	p257'9	78.56	Yurly Syedikh(URS)	- -94
40	232'7	70.90	Romuald Klim(URS)	6-22-73
	224'1	68.30	Harold Connolly(CA)	5- 7-72
	p260'9	79.48	Yurly Syedikh(URS)	- -95
41	234'11	71.60	Oleg Djatlov(URS)	7- 6-90
	212'8	64.82	Ed Burke(CA)	6-20-81
42	241'10	73.72	Ed Burke(CA)	7- 9-82
43	243'1	74.10	Ed Burke(CA)	6-12-83
44	243'11	74.34	Ed Burke(CA)	4-28-84
45	206'3	62.86	Sreko Stiglic(YUG)	9- 4-88
	198'5	60.48	Ed Burke(CA)	5-18-85
	p201'10	61.52	Ed Burke(CA)	- -85
46	212'3	64.70	Dave McKenzie(CA)	6- 4-95
47	202'0	61.58	Hans Potsch(AUT)	8- 1-80
	188'0	57.30	Tom Gage(MT)	8- 5-90
48	208'2	63.46	S. Murofusi(JPN)	10-13-93
	192'2	58.58	Tom Gage(MT)	8- 9-91
49	200'5	61.10	Hans Potsch(AUT)	7-14-82
	192'1	58.54	Tom Gage(MT)	7-31-92
	p203'11	62.16	Josef Matousek(CZE)	- -77
50	193'5	58.96	Hans Potsch(AUT)	9- 3-83
	186'4	56.80	Bob Backus(MA)	5-22-77
51	181'4	55.28	Karl Hein(GFR)	8- 8-59
	180'7	55.04	Bob Backus(MA)	7- 8-78
52	180'0	54.86	Bob Backus(MA)	7-21-78
53	168'1	51.24	Karl Hein(GFR)	6-18-61
	157'9	48.10	Bob Backus(MA)	7-29-79
54	171'4	52.24	Karl Hein(GFR)	6-17-62
	162'0	49.38	Bob Backus(MA)	6-13-81
55	175'0	53.34	Bob Backus(MA)	8- 9-81
56	164'10	50.26	Karl Hein(GFR)	6-16-64
	164'1	50.02	Bob Backus(MA)	8-21-82
	p173'11	53.02	Karl Hein(GFR)	- -64
57	158'11	48.44	Richard Rzehak(GFR)	10-19-86
	154'4	47.04	Bob Backus(MA)	8-28-83
58	140'10	42.92	Matt McGrath(US)	6-22-35
59	150'9	45.96	Cliff Blair(US)	9-10-89
60	152'10	46.58	Karl Hein(GFR)	10-20-68
	138'5	42.20	Cliff Blair(US)	9- 2-90
61	140'8	42.88	Cliff Blair(MA)	8-18-91
62	125'5	38.24	Olav Reppen(NOR)	8- 2-73
	102'4	31.20	Bob Stone(CA)	1- 8-83
63	135'5	41.28	Cliff Blair(MA)	8-22-93
64	124'1	37.82	Thomas McDermott(CN)	12- 4-82
65	119'10	36.54	Thomas McDermott(CN)	12-28-83
66	123'0	37.50	Thomas McDermott(CN)	11-10-84
67	115'4	35.16	Olav Reppen(NOR)	8-10-78
	93'6 3/4	28.52	Bob Stone(CA)	7- 4-87
68	113'1	34.48	Olav Reppen(NOR)	9- 6-79
	103'3	31.48	Nolan Fowler(TN)	5- 8-82
69	109'5	33.36	Olav Reppen(NOR)	7-27-80
	100'11	30.76	Nolan Fowler(TN)	12-28-82
70	113'4	34.54	Olav Reppen(NOR)	9-13-81
	106'5	32.44	Thomas McDermott(FL)	3-13-89
71	107'5	32.74	Olav Reppen(NOR)	10- 7-82
	81'10	24.94	Stanley Herrmann(CA)	1-10-76
72	108'1	32.96	Olav Reppen(NOR)	9-20-83
	79'3	24.15	Stanley Herrmann(CA)	1- 8-77
73	109'8	33.44	Olav Reppen(NOR)	8-23-84
	101'0	30.78	Thomas McDermott(FL)	6- 8-91
74	101'7	30.96	Olav Reppen(NOR)	8- 8-85
	82'6	25.16	Stanley Herrmann(CA)	1-14-79
75	87'8	26.72	Thomas McDermott(FL)	5-31-93
76	87'7 1/4	26.70	Thomas McDermott(FL)	1-21-95
77	71'1	21.66	Manuel White(MT)	8-28-93
78	53'8 1/2	16.37	Arnolds Ticmanis(CAN)	12-18-83
	48'1	14.67	Arthur Wright(NY)	6-14-80
79	52'6	16.00	Arnolds Ticmanis(CAN)	10-23-85
	46'2	14.07	John Whittemore(CA)	12-10-78
80	60'7 1/2	18.48	Norman Hawke(NZL)	4-17-92
	50'11	15.53	John Whittemore(CA)	12- 9-79

HAMMER THROW (6 kg)

50	209'2	63.76	Tom Gage(MT)	5-16-93
51	214'3	65.30	Tom Gage(MT)	7-17-94
52	202'9	61.80	Tom Gage(MT)	6-25-95
53	202'4	61.68	Tom Gage(MT)	8-16-96
54	208'6	63.56	Hans Potsch(AUT)	11-29-87
	153'4	46.74	Carl Wallin(NH)	10- 7-95
55	204'8	62.40	Hans Potsch(AUT)	7-16-88
	197'8	60.26	Bob Backus(MA)	8- 2-81
56	197'2	60.10	Hans Potsch(AUT)	8- 4-89
	173'2	52.78	Bill McWilliams(MA)	8-13-92
57	209'0	63.70	Hans Potsch(AUT)	7- 5-90
	167'8	51.10	Bob Backus(MA)	5-27-84
58	186'6	56.84	Richard Rzehak(FRG)	6-25-88
	160'2	48.82	Steward Thomson(CA)	1-18-92
59	188'0	57.32	Hans Potsch(AUT)	7- 2-92
	173'6	52.90	Steward Thomson(CA)	6-20-92
60	150'11	46.00	Eino Antilla(FIN)	9-24-83
61	142'0	43.28	Erik Andervarn(SWE)	7-29-79
	137'3	41.84	Thomas McDermott(FL)	7-29-79
62	145'5	44.32	Erik Andervarn(SWE)	8- 6-80
	p146'7	44.68	Francisco Fraguso(MEX)	8- 9-81
63	157'10	48.12	Aarne Miettinen(FIN)	9-12-76
65	148'3	45.18	Karl-heinz Wendel(GER)	9-15-95
	133'8	40.74	Thomas McDermott(FL)	9-24-83
66	140'0	42.68	Aarne Miettinen(FIN)	7-29-79
67	144'2	43.94	Aarne Miettinen(FIN)	8- 6-80
	126'10	38.68	Nolan Fowler(TN)	1-14-81
68	131'6	40.10	Olav Reppen(NOR)	8- 9-79
69	131'5	40.06	John Fraser(AUS)	4-20-84
	119'2	36.32	Nolan Fowler(TN)	8-13-83
70	131'11	40.22	Olav Reppen(NOR)	8-27-81
71	122'4	37.28	Olav Reppen(NOR)	10- 7-82
72	121'6	37.04	Olav Reppen(NOR)	9-20-83
	82'1	25.02	Louis Peresenyi(CA)	1-12-81
73	128'7	39.20	Olav Reppen(NOR)	8- 9-84
74	120'1	36.60	Olav Reppen(NOR)	8- 8-85
75	89'3	27.20	Stanley Herrmann(CA)	7-29-79
76	109'3	33.30	Verner Andersson(SWE)	7-14-82
77	104'8	31.92	Karsten Brodersen(CHL)	9-13-84
	p106'2	32.36	Verner Andersson(SWE)	- -83
78	91'1	27.76	Verner Andersson(SWE)	9-16-84
80	111'9	34.08	Peter Goic(YUG)	6- 6-76
82	88'6	26.98	Peter Goic(YUG)	9-16-78
83	78'7	23.96	Peter Goic(YUG)	7-29-79

HAMMER THROW (5 kg)

60	195'11	59.72	Hans Potsch(AUT)	7-31-93
	172'9	52.66	Cliff Blair(MA)	9-29-90
61	190'3	58.00	Pentti Saarikoski(FIN)	8-26-87
	174'5	53.16	Steward Thomson(CA)	10-22-94
62	172'9	52.66	Cliff Blair(MA)	10- 4-92
63	182'3	55.56	Pentti Saarikoski(FIN)	8- 4-89
	166'0	50.60	Steward Thomson(CA)	10- 5-96
64	180'0	54.88	Guy Husson(FRA)	7-19-95
	152'4	46.44	Joe Chadbourne(OH)	7-19-95
65	169'10	51.76	Pentti Saarikoski(FIN)	7-18-91
	155'4	47.36	Joe Chadbourne(OH)	8-16-96
66	174'11	53.32	Karl-heinz Wendel(GER)	9- 7-96
	145'11	44.48	Len Mozhaev(PA)	9-27-92
67	154'10	47.20	Eino Anttila(FIN)	7- 5-90
	131'8	40.14	Thomas McDermott(FL)	6-22-85
68	139'7	42.56	Max Carr(NZL)	11- -90
	134'2	40.90	Thomas McDermott(FL)	7-19-86
69	132'4	40.34	Max Carr(NZL)	3-14-92
	128'1	39.04	Bill Bangert(CA)	9-18-93
70	136'10	41.72	John Fraser(AUS)	6-23-85
71	127'11	39.00	Roy Foley(AUS)	12- 9-87
	118'7	36.16	Nolan Fowler(TN)	6-23-85
72	124'10	38.06	Aarne Miettinen(FIN)	6-23-85
73	133'0	40.54	Olav Reppen(NOR)	8-30-84
	124'11	38.08	Thomas McDermott(FL)	6- 8-91
74	115'2	35.10	Thomas McDermott(FL)	6-20-92
75	96'11	29.54	Nolan Fowler(TN)	4-29-89
76	105'7	32.18	Thomas McDermott(FL)	12-17-94
78	81'1 1/4	24.72	Albert Reiser(FRG)	8-21-84
79	73'1 1/2	22.29	James York(CA)	5-22-93
80	74'2 1/4	22.61	James York(CA)	9-18-93
81	64'10 1/2	19.77	James York(CA)	9-17-94
82	73'7 1/2	22.44	Jakob Schumann(FRG)	8-21-84
	72'6	22.10	Paul Narcessian(RI)	7- 9-94
83	65'1 1/4	19.84	Paul Narcessian(RI)	9-10-95
84	58'4 3/4	17.80	Paul Narcessian(RI)	5-19-96
85	89'6 3/4	27.30	Friederich Bender(FRG)	6-23-85

HAMMER THROW (4 kg)

70	148'5	45.24	Roy Foley(AUS)	12- 1-87
	142'2	43.34	Thomas McDermott(FL)	4-15-88
71	159'4	48.56	Olav Reppen(NOR)	9-16-82
	139'3	42.44	Thomas McDermott(FL)	8- 4-89
72	153'7	46.82	Olav Reppen(NOR)	9-20-83
	145'3	44.28	Thomas McDermott(FL)	8- 5-90
73	150'11	46.00	Thomas McDermott(FL)	5-18-91
74	131'0	39.94	Roy Foley(AUS)	7-29-91
	129'10	39.58	Thomas McDermott(FL)	5-23-92
75	146'8	44.70	Olav Reppen(NOR)	5-23-87
	126'4	38.50	Thomas McDermott(FL)	4-24-93
	p150'8	45.92	Aarne Miettinen(FIN)	- -88
76	128'1	39.04	Karsten Brodersen(CHL)	9-24-83
	126'2	38.46	Thomas McDermott(FL)	4- 9-94
77	121'11	37.16	Osmo Renvall(FIN)	12- 1-87
	113'11	34.72	Thomas McDermott(FL)	4- 8-95
78	119'8	36.48	Aarne Miettinen(FIN)	7-18-91
	110'3	33.60	Thomas McDermott(FL)	8-21-96
79	119'5	36.40	Osmo Renvall(FIN)	7- 5-90
	94'5 1/2	28.79	James York(CA)	7-18-92
80	113'11	34.72	John Fraser(AUS)	8-20-95
	94'3 1/2	28.74	Manuel White(MT)	8-16-96
81	122'0	37.18	John Fraser(AUS)	3-23-96
	88'1 1/2	26.86	Leon Joslin(WA)	9-25-93
82	92'6 1/4	28.20	A. Fleischhauer(GER)	7-23-96
	88'1	26.85	Paul Narcessian(RI)	6-26-94
83	97'3	29.64	Osmo Renvall(FIN)	6- -94
	80'6 1/4	24.54	Paul Narcessian(RI)	6-24-95
84	92'5 1/2	28.18	Berno Wischmann(FRG)	7-19-95
	72'10 3/4	22.22	Paul Narcessian(RI)	5-19-96
85	79'4 3/4	24.20	Berno Wischmann(FRG)	7-23-96
	67'6 1/4	20.58	Paul Narcessian(RI)	10- 5-96
86	59'4 1/2	18.10	Robert Ulsh(CA)	9-12-93
87	54'3 1/2	16.55	Buell Crane(ID)	8-16-87
89	51'1 1/2	15.58	Buell Crane(ID)	8- 4-89
90	55'8	16.97	Buell Crane(ID)	4-21-90



Everett Hosack, 94, set two age records with the weights in the Wolfpack Fall Throws Meet, Columbus, Ohio. Photo by Jim Pearce

91	55'6 1/2	16.93	Buell Crane(ID)	4-20-91
92	46'0	14.02	Everett Hosack(OH)	7-30-94
93	46'2 1/4	14.08	Everett Hosack(OH)	7- 6-95
94	52'10	16.10	Buell Crane(ID)	7- 9-94
96	p54'11	16.74	Joginder Singh(((IN)	- -88

JAVELIN THROW (800 grams)

35	286'1	87.20	Janis Zirnis(URS)	5-14-83
	268'1	81.72	William Floerke(KS)	7-21-79
36	282'10	86.22	Janusz Sidlo(POL)	5- 7-70
	240'6	73.30	Stephan Seymour(CA)	6-22-57
37	283'2	86.32	Janis Lusis(URS)	5-30-76
	251'1	76.54	Stephan Seymour(CA)	8- 1-58
38	265'11	81.06	Urs Von Wartburg(SWI)	7-13-75
	250'8	76.40	Larry Stuart(CA)	3-28-76
39	270'5	82.42	Urs Von Wartburg(SWI)	8-21-76
	243'9	74.30	Larry Stuart(CA)	3-27-77
40	258'1	78.66	Urs Von Wartburg(SWI)	8-10-77
	238'0	72.54	Larry Stuart(CA)	8-20-78
41	258'8	78.84	Jorma Markus(FIN)	7- 2-94
	242'9	74.00	Larry Stuart(CA)	6- 9-79
42	259'1	78.98	Urs Von Wartburg(SWI)	8- 2-79
	241'6	73.62	Larry Stuart(CA)	5-24-80
43	250'4	76.30	Urs Von Wartburg(SWI)	7-12-80
	230'0	70.10	Larry Stuart(CA)	6- 7-81

44	243'6	74.22	Urs Von Wartburg(SWI)	7-25-81
	228'8	69.70	Larry Stuart(CA)	7-13-82
45	232'5	70.84	Urs Von Wartburg(SWI)	7-15-82
	211'4	64.42	Larry Stuart(CA)	5-21-83
46	238'10	72.80	Larry Stuart(CA)	5-12-84
47	218'0	66.46	Jan Smiding(SWE)	7- 5-79
	207'5	63.22	Larry Stuart(CA)	7-13-85
48	239'7	73.02	Larry Stuart(CA)	6-14-86
49	221'5	67.50	Larry Stuart(CA)	5-30-87
50	215'9	65.76	Larry Stuart(CA)	4-30-88
51	214'3	65.30	Larry Stuart(CA)	8- 9-89
52	211'7	64.50	Larry Stuart(CA)	2-21-90
53	213'9	65.16	Larry Stuart(CA)	4-13-91
54	210'0	64.02	Larry Stuart(CA)	7-12-92
55	209'1	63.74	Larry Stuart(CA)	5-15-93
56	186'5	56.82	William Duckworth(GA)	7- 7-91
	p189'0	57.62	Veikko Javanainen(FIN)	- -82
57	215'8	65.74	Larry Stuart(CA)	4- 8-95
58	206'3	62.86	Larry Stuart(CA)	6-30-96
59	174'9	53.28	Jan Smiding(SWE)	7-21-91
	166'7	50.78	Del Pickarts(CA)	8- 3-86
60	167'8	51.10	Del Pickarts(CA)	2-21-88
61	165'7	50.48	Del Pickarts(CA)	4-17-88
62	153'4	46.74	Del Pickarts(CA)	7- 1-89
63	140'5	42.80	Del Pickarts(CA)	9-23-90
64	148'10	45.36	Del Pickarts(CA)	5- 5-91
65	135'1	41.18	Gordon Nordgren(LA)	6-23-84
66	147'6	44.96	Del Pickarts(CA)	7- 1-93
67	136'11	41.74	Del Pickarts(CA)	4-23-94
68	128'0	39.02	Gordon Nordgren(LA)	8- 1-87
69	125'6	38.26	Del Pickarts(CA)	10-13-96
70	112'1	34.16	Gordon Nordgren(LA)	6-10-89
71	110'7	33.72	Gordon Nordgren(LA)	5- 4-90
72	103'11	31.68	Gordon Nordgren(LA)	12-28-91
73	119'7	36.46	Manuel White(MT)	8-11-89
74	121'1	36.90	Manuel White(MT)	8-25-90
75	117'1	35.70	Manuel White(MT)	8-10-91
76	116'0	35.36	Manuel White(MT)	6-19-92
77	88'9	27.05	William Eipel(NY)	6- 3-90
78	70'2 1/2	21.40	Gilberto Gonzalez(FL)	12-29-91
79	102'6	31.26	Manuel White(MT)	7-29-95
80	99'10	30.43	Manuel White(MT)	6-14-96
81	68'10	20.98	Herbert Anderson(CO)	9- 3-83
82	81'4	24.79	Herbert Anderson(CO)	7-28-84
83	51'11 3/4	15.84	Frank Furniss(FL)	9-16-90
85	74'5 1/2	22.69	Herbert Anderson(CO)	9- 5-87
86	47'9	14.55	Frank Furniss(FL)	8-12-93
87	54'7 1/2	16.65	Herbert Anderson(CO)	7- 4-90
88	42'0	12.80	Herbert Anderson(CO)	7-14-91
89	41'2 1/2	12.56	Herbert Anderson(CO)	7-28-91

JAVLIN THROW (600 grams)

50	178'6	54.40	Arthur Grayburn(NZL)	2-26-78
	171'0	52.12	Stephan Seymour(CA)	6-19-71
51	168'5	51.34	Arthur Grayburn(NZL)	3-24-79
52	169'6	51.68	Arthur Grayburn(NZL)	3-29-80
	151'9	46.26	Daniel Aldrich(CA)	6-19-71
53	223'9	68.20	Larry Stuart(CA)	5-25-91
54	173'8	52.94	Arthur Grayburn(NZL)	1-17-82
	167'8	51.10	Bill Morales(CA)	3-20-71
55	175'8	53.54	Bill Morales(CA)	4- 8-72
56	176'9	53.88	Bill Morales(CA)	6- 2-73
57	167'6	51.06	Arthur Grayburn(NZL)	3-17-85
	165'3	50.38	Bill Morales(CA)	4- 6-74
58	161'6	49.22	Arthur Grayburn(NZL)	9- 9-86
	150'5	45.84	Charles McMahon(CA)	8- 8-73
59	176'4	53.76	Veikko Javanainen(FIN)	8- 4-85
	157'6	48.00	Peter Fetter(CA)	1-25-81
60	191'10	58.48	Del Pickarts(CA)	11-28-87
61	184'6	56.24	Del Pickarts(CA)	6-18-88
62	176'11	53.94	Del Pickarts(CA)	7-23-89
63	184'6	56.24	Vladimir Poskocil(CZE)	7-15-95
	177'3	54.02	Bud Held(CA)	7-21-91
64	188'9	57.54	Bud Held(CA)	5-30-92
65	180'6	55.02	Bud Held(CA)	5-15-93
66	168'5	51.34	Del Pickarts(CA)	8-14-93
67	163'7	49.86	Del Pickarts(CA)	5-29-94
68	171'2	52.18	Harje Noreborn(SWE)	7-15-95
	161'9	49.30	Del Pickarts(CA)	7-15-95
69	154'5	47.08	Aloysius Sibidol(MAL)	7-30-89
	153'6	46.78	Bill Morales(CA)	2-22-86
70	157'9	48.08	Bill Morales(CA)	8-16-87
71	148'1	45.14	Bill Morales(CA)	6- 4-88
72	151'6	46.18	Bill Morales(CA)	7-30-89
73	136'8	41.66	Gerhard Schepe(GFR)	6-22-85
	126'3	38.48	Manuel White(MT)	7-15-89
74	139'1	42.40	Bill Morales(CA)	5-25-91
75	135'3	41.24	Manuel White(MT)	8-17-91
76	126'4	38.52	Gerhard Schepe(GFR)	12- 5-87
	126'4	38.50	Bill Morales(CA)	9-19-93
77	120'10	36.84	Manuel White(MT)	7-31-93
78	115'10	35.30	Manuel White(MT)	7-30-94
79	114'3	34.84	Gerhard Schepe(FRG)	7-21-91
	112'2	34.20	Manuel White(MT)	7-29-95
80	111'0	33.84	Manuel White(MT)	6-14-96
81	89'6 3/4	27.30	Ken Carnine(CA)	7- 8-89
82	106'7	32.50	Gerhard Schepe(FRG)	10- 9-93
	83'1 3/4	25.34	Emery Curtice(CA)	8- 1-89
83	106'10	32.56	Gerhard Schepe(FRG)	7-21-95
	83'3 1/4	25.38	Ken Carnine(CA)	6-22-91
84	76'1 1/2	23.20	Ken Carnine(CA)	8-16-92
85	82'4 1/4	25.10	Masami Okazaki(JPN)	6-24-90
	79'11 1/2	24.37	Ken Carnine(CA)	5-30-93
86	77'10 1/4	23.73	Ken Carnine(CA)	5-29-94
87	64'1	19.53	Herbert Anderson(CO)	9- 2-89
88	69'9	21.26	Masami Okazaki(JPN)	10- 9-93
	62'1 1/2	18.93	Herbert Anderson(CO)	8- 4-90
89	52'5 1/4	15.98	Buell Crane(ID)	8- 1-89
90	57'2	17.42	Buell Crane(ID)	7-28-90
91	32'5	9.88	John Whittemore(CA)	10-19-91
	p33'4 3/4	10.18	P. Singh Azad(IND)	- -84
92	47'2	14.37	Collister Wheeler(OR)	7-27-85
93	40'11 1/4	12.48	Buell Crane(ID)	8-12-93
94	39'0	11.89	Buell Crane(ID)	8-14-94
95	46'10	14.27	Collister Wheeler(OR)	7-23-88
96	39'0	11.89	Collister Wheeler(OR)	7- 1-89
	p65'2	19.86	Joginder Singh(((IN)	- -88
97	33'10 1/4	10.32	Tom Lane(CA)	5-23-92
98	25'7 1/4	7.80	Tom Lane(CA)	8-16-92
99	69'5	21.16	Joginder Singh(((IN)	7-21-91

WEIGHT THROW (56 pounds)

35	46'5	14.15	George Frenn(CA)	6-26-77
36	44'0 1/2	13.42	Bob Backus(MA)	8- 4-62
37	39'8	12.09	Matt McGrath(US)	9-26-14
38	45'1 1/2	13.75	Bob Backus(MA)	6-31-65
39	45'6	13.87	Bob Backus(MA)	7-14-65
40	46'11	14.30	George Frenn(CA)	6-26-82
41	44'0 1/4	13.42	Albert Hall(US)	6-28-76
42	39'1	11.91	Albert Hall(US)	6-26-77
43	39'3 1/2	11.97	Matt McGrath(US)	6-12-20
44	37'11 1/2	11.57	Matt McGrath(US)	9-24-21
45	38'6	11.73	Matt McGrath(US)	9-23-22
46	38'0	11.58	Matt McGrath(US)	9- 1-23
47	38'1	11.61	Matt McGrath(US)	8- -24
48	37'11	11.56	Matt McGrath(US)	8-29-25
49	42'8 1/2	13.02	Bob Backus(MA)	6-28-76
50	44'0	13.41	Bob Backus(MA)	6-26-77
51	42'0 1/4	12.81	Bob Backus(MA)	6-24-78
52	43'3	13.18	Bob Backus(MA)	7-29-78
53	38'11 1/4	11.87	Bob Backus(MA)	6-28-80
54	38'6	11.73	Bob Backus(MA)	6-27-81
55	40'2	12.24	Bob Backus(MA)	6-26-82
56	34'0 1/2	10.37	Bob Backus(MA)	5- 7-83
57	34'5 3/4	10.51	Bob Backus(MA)	5- 5-84
58	30'8 3/4	9.36	Steward Thomson(CA)	2-22-92
59	29'8 3/4	9.06	Bob Backus(MA)	7- 6-86
60	28'9 1/2	8.77	Steward Thomson(CA)	1-22-94
61	30'3 3/4	9.24	Steward Thomson(CA)	11-19-94
62	28'9 3/4	8.78	Steward Thomson(CA)	6-10-95
63	23'6 1/4	7.17	Nolan Fowler(TN)	4- 2-77
64	22'8 3/4	6.93	Nolan Fowler(TN)	5- 6-78
65	21'0	6.40	Len Olson(VT)	9- 8-96
66	21'9 1/2	6.64	Nolan Fowler(TN)	10-19-80
67	25'1	7.64	Nolan Fowler(TN)	3-14-81
68	22'4 1/4	6.81	Nolan Fowler(TN)	5- 9-82
69	25'5 1/2	7.76	Nolan Fowler(TN)	5- 7-83
70	23'0 1/2	7.02	Nolan Fowler(TN)	2-26-84
71	23'2	7.06	Nolan Fowler(TN)	5- 4-85
72	20'3 3/4	6.19	Nolan Fowler(TN)	2-23-86
73	19'9	6.02	Nolan Fowler(TN)	2-22-87

74	17'7	5.36	Nolan Fowler(TN)	12- 9-87
75	18'1 1/4	5.52	Nolan Fowler(TN)	4-29-89
76	18'3 1/2	5.57	Nolan Fowler(TN)	9-15-90
77	14'10 3/4	4.54	Arnolds Ticmanis(CAN)	5- 7-83
78	17'7 1/2	5.37	Manuel White(MT)	8-20-94
79	13'11 3/4	4.26	Arnolds Ticmanis(CAN)	5- 4-85
80	14'7 1/2	4.46	Arnolds Ticmanis(CAN)	5- 3-86
81	11'11 3/4	3.65	Arnolds Ticmanis(CAN)	5- 2-87
82	12'4 1/2	3.77	James York(CA)	9-16-95
83	9'5 3/4	2.89	Gordon Powell(FL)	10- 3-92
84	11'0 1/4	3.36	Leon Joslin(WA)	9-31-96

WEIGHT THROW (35 pounds)

35	69'2 1/2	21.09	George Frenn(CA)	2-25-77
36	67'6	20.57	Al Hall(US)	2- 6-71
37	68'4	20.83	Harold Connolly(CA)	2-15-69
38	70'2 3/4	21.40	Harold Connolly(CA)	1-30-70
39	67'5 3/4	20.57	Bob Backus(MA)	3- 4-66
40	67'9	20.65	Bob Backus(MA)	3- 4-67
41	69'10	21.28	Ed Burke(CA)	1-16-82
42	71'7	21.82	Ed Burke(CA)	9-25-82
43	73'10 3/4	22.52	Ed Burke(CA)	1- 8-84
44	64'0 1/2	19.52	Ed Burke(CA)	2-22-85
45	64'3	19.58	Harold Connolly(CA)	1- 8-77
46	57'7	17.55	Tom Gage(MT)	2- 3-90
47	63'5	19.33	Harold Connolly(CA)	2- 3-79
48	55'9 1/2	17.00	Harold Connolly(CA)	2- 1-80
49	58'8	17.88	Bob Backus(MA)	2-22-76
50	62'0 1/2	18.91	Bob Backus(MA)	2-25-77
51	64'1 1/4	19.54	Bob Backus(MA)	2-24-78
52	65'0	19.81	Bob Backus(MA)	7-21-78
53	57'6	17.52	Bob Backus(MA)	9- 2-79
54	54'7 1/2	16.65	Bob Backus(MA)	6-13-81
55	57'5	17.50	Bob Backus(MA)	12-27-81
56	59'0	17.98	Bob Backus(MA)	8-27-82
57	55'10 1/2	17.03	Richard Hotchkiss(CA)	1-13-96
58	50'0	15.24	Richard Rzehak(FRG)	12- 7-87
	45'8 1/2	13.93	Steward Thomson(CA)	1-18-92
59	50'2	15.29	Bob Humphreys(CA)	1-13-96
60	43'6 1/2	13.27	Bob Backus(MA)	9- 3-86
61	39'2	11.94	Bob Richards(CA)	10- 3-87
62	34'6 1/2	10.53	Len Olson(VT)	9-12-93
63	48'4	14.73	Cliff Blair(MA)	10- 9-93
64	37'2	11.33	Thomas McDermott(CN)	12- 4-82
65	40'5 3/4	12.34	Cliff Blair(MA)	8-13-95
66	36'1	11.00	Nolan Fowler(TN)	10-19-80
67	36'10 1/2	11.24	Nolan Fowler(TN)	5- 9-81
68	34'9	10.59	Nolan Fowler(TN)	5- 8-82
69	37'6 3/4	11.45	Nolan Fowler(TN)	12-28-82
70	34'6 1/2	10.53	Nolan Fowler(TN)	10-20-84
71	35'1 1/4	10.70	Nolan Fowler(TN)	2-24-85
72	32'9	9.98	Nolan Fowler(TN)	2-23-86
73	31'10 1/2	9.71	Nolan Fowler(TN)	2-22-87
74	33'2 1/2	10.12	Olav Reppen(NOR)	9-26-85
	25'1 3/4	7.66	Nolan Fowler(TN)	12- 9-87
75	28'11	8.81	Nolan Fowler(TN)	9-10-89
76	29'6 1/4	9.00	Olav Reppen(NOR)	8-20-87
	26'0 1/4	7.93	Nolan Fowler(TN)	9-16-90
77	23'10 1/4	7.27	Nolan Fowler(TN)	9-21-91
78	25'11 3/4	7.92	Manuel White(MT)	7- 9-94
79	20'5 3/4	6.24	Arnolds Ticmanis(CAN)	12-30-84
	17'8 1/2	5.40	John Whittemore(CA)	12-10-78
80	21'1 1/2	6.44	James York(CA)	9-18-93
81	20'4 1/2	6.21	Leon Joslin(WA)	3-28-93
82	19'7 3/4	5.99	Leon Joslin(WA)	7-24-94
83	15'8 1/4	4.78	Gordon Powell(FL)	10- 3-92
84	15'4 3/4	4.69	Leon Joslin(WA)	8- 4-96
85	13'7 1/2	4.15	Everett Hosack(OH)	2-27-88
86	14'6	4.42	Everett Hosack(OH)	1- 7-89
93	12'7 1/2	3.85	Everett Hosack(OH)	9-10-95
94	10'2 1/2	3.11	Everett Hosack(OH)	9- 8-96

WEIGHT THROW (25 pounds)

60	57'10 1/2	17.64	Cliff Blair(US)	9-29-90
61	61'7	18.77	Cliff Blair(MA)	10- 5-91
62	61'5	18.72	Cliff Blair(MA)	10- 4-92
63	51'8i	15.75	Ray Carstenson(NJ)	3-25-95
64	48'6 3/4	14.80	William Walmroth(MI)	8-28-88
65	48'10 1/4	14.89	William Walmroth(MI)	4- 1-89
66	55'8i	16.97	Cliff Blair(MA)	1-14-96
67	45'6	13.87	Thomas McDermott(CN)	3-24-85
68	44'5 1/2	13.55	Nolan Fowler(TN)	6-27-82
69	46'11	14.30	Max Carr(NZL)	3-13-92
	44'11 1/2	13.70	Nolan Fowler(TN)	8-13-83
70	44'5	13.54	Nolan Fowler(TN)	2-26-84
71	46'0	14.02	Nolan Fowler(TN)	2-24-85
72	41'7 1/2	12.69	Thomas McDermott(FL)	12-22-90
73	41'1	12.52	Nolan Fowler(TN)	2-22-87
74	37'1	11.30	Thomas McDermott(FL)	12-19-92
75	38'9 1/2	11.82	Nolan Fowler(TN)	6-17-89
76	36'3	11.05	Nolan Fowler(TN)	5- 5-90
77	37'0 1/2	11.29	Manuel White(MT)	8-28-93
78	37'3 3/4i	11.37	Manuel White(MT)	2-25-95
79	29'8 1/4	9.05	William Koski(CAN)	8-20-89
	26'6 1/2	8.09	James York(CA)	4-24-93
80	25'11	7.90	Leon Joslin(WA)	9- 5-92
81	27'11 3/4	8.53	Leon Joslin(WA)	9-25-93
82	25'11 3/4	7.92	Leon Joslin(WA)	6-26-94
83	20'0 1/2	6.11	Gordon Powell(FL)	10- 3-92
84	24'0 1/4	7.32	Leon Joslin(WA)	8- 2-96
85	17'10	5.43	Everett Hosack(OH)	6-27-87
86	16'8	5.08	Burt Degroot(CA)	3-21-93
87	16'2 1/2	4.94	Everett Hosack(OH)	4-29-89
88	15'6 3/4	4.74	Everett Hosack(OH)	4-21-90
89	16'4	4.98	Everett Hosack(OH)	1-11-92
90	13'11	4.24	Everett Hosack(OH)	2-24-93
91	15'4 1/4	4.68	Everett Hosack(OH)	7-24-93
92	15'10 1/2i	4.84	Everett Hosack(OH)	1- 8-95
93	15'0 3/4i	4.59	Everett Hosack(OH)	3-19-95
94	15'4i	4.67	Everett Hosack(OH)	3-30-96

EXPLANATION OF GRADED DECATHLON SCORES

The table below (published by Rodney Charnock, former chairman of the multi-event scoring committee) is used to correct any performance to the 1993 WAVA implement and distance standards. The five year age factors and the 1985 IAAF Scoring Tables are then used to convert the corrected marks to an age graded score for each event. The five year age factors are given in **MASTERS AGE-GRADED TABLES.** Both tables can be ordered from **NATIONAL MASTERS NEWS.**

SCORING EXAMPLE: In setting his age 50 World Best in 1988, Gary Miller threw the 1.6 kilogram discus instead of the 1.5 kilogram discus that WAVA specifies for his age group. His throw of 40.78 meters with the slightly heavier discus must first be corrected by using the factor 1.030 from the tables above (in the 'Actual Weight Used' column find the 1.6K that he threw and move across horizontally to 1.5K which is the weight that he should have thrown had it been available). This gives an equivalent performance of 40.78 times 1.030 or 42.00 meters. Always remember to round down distances of throws and jumps to the next lower centimeter and round up track times to the next higher hundredth (in other words, never give a rounding advantage to the performance or score). Thus 42.00 meters is then corrected by multiplying this by the M50 age factor of 1.0787 to obtain an age factored performance of 45.30 meters. This is then looked up in the 1985 IAAF scoring tables and found to be worth 773 points (if the exact performance is not in the table be sure to give the lower score not the closest score).

REMINDER New records must be set with current certified WAVA standard implements and distances. In addition, all TAC and WAVA requirements must be met such as both track and field certified and wind meter readings where required. They must be submitted on the proper forms to the TAC and WAVA Masters Records Chairman: Pete Mundle (address on page 2).

If you believe there are errors in the age graded decathlon list such as incorrect implement weights, hurdle heights or distances or event marks, contact Rex Harvey (address on page 3). If you are aware of a performance that exceeds or comes close to (within 200 points)of those listed, please send the official meet results and any substantiation available relative to the implements used and distances run to Rex.

NON-STANDARD IMPLEMENT AND DISTANCE CORRECTION

SHOTPUT:

		WAVA WEIGHT REQUIRED			
		4K	5K	6K	16#
ACTUAL WEIGHT USED	8#	.960	.883	.803	.715
	4K	1.000	.920	.837	.745
(take actual	5K	1.087	1.000	.910	.810
distance thrown	12#	1.134	1.043	.949	.845
times this	6K	1.195	1.099	1.000	.890
factor)	16#	1.342	1.235	1.124	1.000

DISCUS:

		WAVA WEIGHT REQUIRED		
		1.0K	1.5K	2.0K
ACTUAL WEIGHT USED	1.0K	1.000	.849	.730
(take actual	1.5K	1.178	1.000	.860
distance thrown	1.6K	1.218	1.030	.890
times this	2.0K	1.370	1.163	1.000
factor)				

HURDLES:

		WAVA DISTANCE/HEIGHT REQUIRED				
		80M/30"	100M/33"	100M/36"	110M/39"	110M/42"
ACTUAL DISTANCE/HEIGHT USED	80M/30"	1.000	1.304			
	80M/33"	.975	1.272			
	80M/36"	.950	1.240			
(take actual time	80M/39"	.925	1.208			
ran times this	80M/42"	.900	1.177			
factor)	100M/30"	.906	1.025			
	100M/33"	.883	1.000	1.025		
	100M/36"	.861	.975	1.000	1.132	1.159
	100M/39"	.838	.950	.975	1.104	1.132
	100M/42"	.815	.925	.950	1.076	1.104
	110M/30"	.712	.929			
	110M/33"	.694	.906	.929		
	110M/36"	.676	.883	.906	1.025	1.050
	110M/39"	.659	.861	.883	1.000	1.025
	110M/42"	.641	.838	.861	.975	1.000

AGE GRADED PENTATHLON

(using 1994 WAVA standards and age factors based on 1985 IAAF scoring tables)

				lj	dt	200m	jt	1500m
35	4007	17APR83	Silviu Hodos(FRA)	6.59	63.18	23.6	46.54	4:25.5
	3618	30AUG86	Mike Hill(CO)	6.58	53.54	23.5	38.78	4:37.5
36	3774	6OCT74	Werner Schallau(WG)	6.74	59.42	23.4	45.02	4:56.6
	3580	20JUN87	Mike Hill(CO)	6.37	55.40	24.23	38.14	4:31.1
37	3581	12OCT75	Werner Schallau(WG)	6.64	60.82	24.2	41.02	5: 3.0
	3042	21AUG83	Rex Harvey(IA)	5.99	46.48	24.6	39.00	5:16.2
38	3540	19JUL77	Werner Schallau(WG)	6.33	60.38	23.7	41.18	5: 4.2
	3088	15AUG96	Stephen Winkel(TN)	5.96	47.56	24.41	31.84	4:51.46
39	3678	16OCT77	Werner Schallau(WG)	6.93	52.46	23.4	41.76	4:50.5
	3577	20JUN87	Frank Reilly(CA)	5.94	55.94	24.84	48.18	4:41.1
40	4083	24SEP78	Werner Schallau(WG)	6.74	59.20	23.0	43.76	5: 5.7
	3443	5MAY78	Sammy White(GA)	6.11	50.60	24.4	34.28	5: 4.6
	w3652	13JUL86	Rex Harvey(IA)	6.22	48.98	23.3	42.36	5:14.7
41	3907	30JUL79	Werner Schallau(WG)	6.50	57.42	23.47	40.72	5: 4.6
	3467	20JUL89	Frank Reilly(CA)	5.34	48.26	25.11	48.74	5: 3.7
42	3917	26OCT80	Werner Schallau(WG)	6.47	57.30	23.4	40.22	4:56.9
	3408	2JUL72	Brayton Norton(CA)	5.74	49.00	24.6	35.68	4:51.5
43	3722	17JUL82	Werner Schallau(WG)	6.23	56.40	24.0	41.92	5:13.0
	3540	16AUG81	Gary Miller(CA)	6.10	46.44	23.0	31.40	4:47.5
44	3579	3OCT82	Werner Schallau(WG)	5.99	59.72	23.9	40.24	5:34.8
	3447	19JUN82	Gary Miller(CA)	5.88	48.90	23.8	31.40	4:48.5
	s3583	8AUG82	Gary Miller(CA)	6.26	47.64	23.8	33.18	4:44.4
45	4066	30SEP83	Werner Schallau(WG)	6.25	52.70	24.16	39.52	5:10.78
	4038	30SEP83	Gary Miller(CA)	6.01	48.96	23.47	35.10	4:45.17
46	3983	10JAN81	Roy Williams(NZ)	6.46	46.84	24.37	43.12	5:27.29
	3789	4MAY84	Gary Miller(CA)	6.08	48.46	24.4	33.70	5: 5.4
47	3786	13APR85	Gary Miller(CA)	5.88	47.50	24.3	33.40	4:53.1
48	3756	2MAY86	Gary Miller(CA)	6.01	47.82	24.10	32.40	5: 8.7
	w3783	13JUL86	Gary Miller(CA)	6.07	48.82	23.9	32.80	5:11.5
49	3759	20JUN87	Gary Miller(CA)	6.15	46.26	24.32	33.28	5:10.4
50	4283	26JUN88	Gary Miller(CA)	6.13	51.70	24.50	38.90	5:18.80
51	3984	1JUL89	Gary Miller(CA)	5.80	47.32	25.3	41.00	5:28.2
52	3859	29SEP83	Helmut Fackler(WG)	5.67	44.70	25.32	35.14	5:12.94
	3669	2AUG90	Gary Miller(CA)	5.59	45.00	25.4	35.44	5:41.34
53	3561	30JUL79	Vaclav Bartl(SWE)	5.66	31.56	26.21	34.48	5: 0.3
	3303	21AUG96	Allen Phillips(US)	5.30	44.50	27.54	28.98	5:36.13
	w3774	24AUG84	Helmut Fackler(WG)	5.65	45.64	25.6	34.02	5:18.9
54	3669	27JUN85	Helmut Fackler(WG)	5.37	43.02	25.7	35.30	5:15.5
	3158	0SEP79	Bob Roemer(CA)	5.11	38.08	26.2	24.86	5:26.6

55	3879	1AUG86	Gerd Drewniak(WG)	5.07	48.88	27.39	40.84			6:14.61
	3779	2APR77	Boo Morcom(NH)	5.88	31.80	26.7	31.58			5:29.0
56	4104	12AUG77	Boo Morcom(NH)	5.40	36.42	25.6	36.80			5: 0.2
57	3968	29SEP83	Matti Jarvinen(FIN)	5.46	38.46	25.50	40.46			6: 1.10
	3675	15AUG96	Emil Pawlik(MS)	4.94	43.58	26.08	33.18			6: 4.11
58	3770	25JUN85	Rudy Hochreiter(AUS)	4.70	41.80	26.2	34.78			5:24.0
	3466	21AUG96	Dusty Miller(US)	5.07	39.30	27.59	36.02			6:25.50
59	3290	25JUN85	Matti Jarvinen(FIN)	5.12	31.96	26.5	27.44			5:58.7
	3185	2APR77	Charles Johannesmeyer(NC)	4.54	36.18	28.2	31.26			5:54.5
	p3300	4JUN88	Gordon Albury(NM)	5.13	29.63	25.6	26.59			5:57.5
60	4139	11SEP82	Walter Schreiber(WG)	4.95	49.14	26.44	33.82			5:41.45
	3887	12AUG77	Bill Morales(CA)	4.82	48.38	28.1	37.86			6: 6.4
61	4089	3DEC87	Rudy Hochreiter(AUS)	4.91	40.54	27.14	39.36			5:21.58
	4026	8MAY81	John Alexander(TX)	5.20	35.86	26.1	38.37			5:40.4
62	4134	29SEP83	Walter Schreiber(WG)	4.94	47.00	26.47	35.72			5:39.14
	3680	30JUL79	Bill Morales(CA)	4.79	48.14	29.09	31.10			6: 2.8
63	3680	20JUL89	Matti Jarvinen(FIN)	4.89	37.26	27.72	42.48			6:32.6
	3265	1SEP84	Frank Bowles(CO)	4.40	42.34	29.2	32.06			6:33.0
64	3680	23JUN85	Gudmund Skrivervik(NOR)	4.98	37.08	28.6	35.60			5:46.8
	3461	31AUG85	Boo Morcom(NH)	5.15	32.84	28.4	32.48			6:12.3
65	4272	31JUL86	Gudmund Skrivervik(NOR)	5.11	42.06	29.49	35.76			5:53.36
	4064	4MAY86	Boo Morcom(NH)	5.16	32.06	28.90	34.30			5:47.6
	w4244	13JUL86	Boo Morcom(NH)	5.38	33.30	28.4	37.28			5:55.9
66	4162	20JUN87	Boo Morcom(NH)	5.24	32.60	28.91	36.66			5:49.4
67	3713	0SEP81	Ian Hume(CAN)	4.85	42.36	29.60	33.40			7:25.89
	3557	5MAY85	Charles Johannesmeyer(NC)	4.70	35.34	32.2	36.34			6:33.16
68	3694	4AUG85	Adolf Koch(WG)	4.48	34.46	30.3	37.50			6:13.8
	3329	4JUL80	Claude Hills(PA)	4.26	30.84	29.2	31.92			6:42.2
69	3742	28SEP86	Adolf Koch(WG)	4.55	36.98	30.5	38.00			6:23.7
	3265	13JUL92	Bill Carter(OK)	4.22	31.14	30.73	35.58			6:56.15
	3421*	2AUG90	Boo Morcom(NH)	4.45	23.66	31.2	32.34	1.5		6: 0.54
70	4286	3DEC87	Adolf Koch(WG)	4.73	37.96	31.65	38.68			6:35.79
	3843	14JUL91	Boo Morcom(NH)	4.76	25.45	30.72	32.84			6:33.99
71	4093	13SEP92	Walter Schreiber(WG)	4.38	37.12	29.49	32.26			6:33.36
	3601	28SEP83	Claude Hills(PA)	4.35	32.30	30.50	25.42			6:49.95
72	3757	22JUN85	Gilberto Gonzalez(PUR)	4.39	29.42	29.5	34.10			7: 9.3
	2703	4MAY84	Bob Boal(NC)	3.56	15.52	31.96	21.06			6:27.3
73	3190	30AUG85	Claude Hills(PA)	4.22	25.94	31.94	30.32			7:45.3
	w3657	13JUL86	Gilberto Gonzalez(PUR)	4.54	28.94	28.6	33.94			8: 9.1
74	3448	3DEC87	Robert Reckwardt(WG)	4.42	28.36	31.42	32.36			7:41.84
	2500	19JUN82	Ken Carnine(CA)	2.87	29.56	33.9	37.42			0: 0.
75	3935	21SEP92	Adolf Koch(WG)	3.94	33.72	32.88	34.00			7:34.97
	3347	20JUL89	Milo Lightfoot(OH)	3.63	27.14	33.62	25.36			7:14.9
76	3620	15SEP93	Adolf Koch(WG)	4.13	31.68	34.53	31.76			8:19.50
	3295	4MAY90	Milo Lightfoot(OH)	3.75	26.00	33.25	23.06			7:18.91
	w3343	26JUN88	Claude Hills(PA)	3.83	25.64	33.57	27.74			7:46.56
77	3505	31JUL86	Walter Streubel(WG)	3.93	28.19	34.11	23.44			6:53.26
	3274	22JUN85	Ken Carnine(CA)	2.91	31.26	33.6	30.06			7:30.4
78	2749	11JAN81	Herbert Anderson(CO)	2.81	23.78	33.81	19.76			7:14.01
79	2853	16AUG81	Herbert Anderson(CO)	3.20	23.80	35.0	21.48			7:14.2
80	2820	3DEC87	Karsten Brodersen(CHL)	3.39	23.50	41.42	34.06			0: 0.
	2764	4SEP82	Herbert Anderson(CO)	3.12	26.66	34.6	22.60			0: 0.
	p3231	16JUL88	Ken Carnine(CA)	2.79	25.72	35.5	26.60			8: 2.9
81	2583	11AUG93	Claude Hills(PA)	3.42	20.38	37.42	24.34			0: 0.
82	2275	1SEP84	Herbert Anderson(CO)	2.70	23.80	37.1	20.56			0: 0.
83	2085	31AUG85	Herbert Anderson(CO)	2.54	23.28	38.7	19.82			0: 0.
84	1755	4MAY86	A. E. Pitcher(IN)	2.53	16.56	38.70	16.54			0: 0.
85	2472	18JUN93	Ken Carnine(CA)	2.51	21.94	44.52	24.92			0: 0.
88	1438	2AUG90	Herbert Anderson(CO)	1.92	16.26	47.8	14.36			0: 0.
89	1096	4JUL91	A. E. Pitcher(IN)	1.76	12.46	49.95	12.47			0: 0.

AGE GRADED DECATHLON

(using 1994 WAVA standards and age factors based on 1985 IAAF scoring tables)

				100m	lj	sp	hj	400m	hh		dt	pv	jt	1500m
30	8490	5JUN83	Guido Kratschmer(FRG)	10.83	7.65	15.96	2.00	48.81	14.37		47.18	4.60	62.48	4:26.91
	8336	11DEC69	Bill Toomey(CA)	10.3	7.76	14.38	1.93	47.1	14.3		46.48	4.27	65.74	4:39.4
31	8457	9JUN84	Guido Kratschmer(FRG)	10.63	7.15	16.67	1.98	49.07	14.15		46.48	4.80	67.52	4:45.75
	7917	23MAR78	John Warkentin(CA)	11.1	6.80	13.93	1.95	48.9	14.4		51.14	4.28	61.68	4:29.3
32	8547	22JUN84	Yury Kuzenko(URS)	11.07	7.54	15.11	2.13	49.07	14.94		50.38	4.60	61.70	4:12.68
	7789	20MAY79	John Warkentin(CA)	11.2	6.71	14.89	1.92	49.7	14.4		47.44	4.30	62.46	4:32.7
33	8546	25MAY86	Guido Kratschmer(FRG)	10.82	7.76	16.62	1.93	48.75	14.09		48.42	4.60	63.82	4:32.36
	7522	25APR71	Tom Waddell(CA)	11.4	7.33	15.07	1.96	51.7	15.8		45.62	4.20	62.96	4:49.2
34	8031	27APR84	Fred Dixon(CA)	10.88	7.27	14.52	1.95	48.43	14.8		45.48	4.70	57.26	4:37.8
35	7951	13MAY72	Werner Vonmoltke(FRG)	11.0	6.72	14.61	1.88	52.5	15.1		48.70	4.30	63.46	5: 2.5
	7287	20JUN82	Rex Harvey(IA)	11.1	6.39	12.75	1.75	51.7	16.2		39.34	4.50	54.16	4:54.3
	7329*	26JUL86	Mike Hill(CO)	11.4	6.93	11.81	1.85	51.5	15.0	110/39	36.18	3.80	48.58	4:22.0
36	7615	21SEP80	Lennart Hedmark(SWE)	11.4	6.51	14.53	1.80	52.5	14.9		45.74	4.00	73.74	5:29.7
	6948	20JUN83	Rex Harvey(IA)	11.3	6.32	12.85	1.78	53.9	16.5		39.69	4.42	50.97	5:13.6
	7100*	11JUL87	Mike Hill(CO)	11.5	6.65	11.57	1.85	52.9	15.3	110/39	36.26	3.90	53.09	4:42.5
37	7715	13SEP81	Lennart Hedmark(SWE)	11.85	6.76	14.50	1.81	52.16	15.02		42.44	4.20	72.20	5:17.08
	5791	16MAR84	Dave Robinson(CA)	12.1	5.51	11.24	1.60	55.2	17.8		30.59	3.55	44.75	4:42.1
	6337*	16JUL94	Bill Lawson(IA)	12.31	5.99	12.72	1.81	56.03	18.95	110/39	37.48	4.11	44.44	4:41.02
	5880*	28JUN80	Dennis Stempel(CA)	11.8	5.97	11.24	1.70	56.3	16.5	110/39	32.18	4.16	50.48	6:29.5

38	7802	8AUG82	Lennart Hedmark(SWE)	11.58	6.62	14.38	1.80	52.62	15.33		42.76	4.25	76.94	5: 9.85
	6832	7JUL84	Rex Harvey(IA)	11.6	6.17	12.58	1.80	54.2	16.7		40.76	4.40	49.31	5: 9.0
39	7624	28AUG83	Lennart Hedmark(SWE)	12.04	6.64	14.06	1.84	53.22	15.16		42.88	4.30	72.72	5:20.78
	6231	17MAY74	Robert Lawson(USA)	11.8	6.45	12.68	1.67	55.1	16.5		38.53	2.89	51.14	5:16.4
	7041*	15JUL89	Mike Hill(CO)	11.6	6.27	11.85	1.82	52.6	15.3	110/39	39.02	3.70	51.68	4:30.1
	6786*	5JUL85	Dave Robinson(CA)	11.86	6.26	12.36	1.65	53.39	16.04	110/39	40.30	3.70	50.22	4:35.0
40	7476	26JUL86	Rex Harvey(IA)	11.5	6.00	12.08	1.75	53.4	16.5		39.92	4.57	49.50	5:22.0
	7603*	8OCT78	Werner Schallau(FRG)	11.2	6.60	13.57	1.73	51.7	18.2	110/42	41.84	3.40	52.70	4:51.1
41	7791	7JUN81	Wolfgang Linkmann(CA)	11.6	6.41	14.37	1.80	55.2	15.2		44.22	3.90	53.86	5:19.2
	7195	6JUL96	Stan Vegar(CA)	12.67	5.83	13.01	1.85	55.48	16.89		37.98	3.90	48.56	4:53.72
42	7062	8JUL88	Rex Harvey(IA)	11.5	6.09	11.64	1.67	54.5	16.5		37.30	4.25	45.26	5:30.2
43	7478	27JUL89	Rex Harvey(IA)	11.85	6.26	12.09	1.73	54.08	15.6		39.71	4.30	50.94	5:28.06
44	6717	22JUN91	Rex Harvey(IA)	12.14	5.93	11.57	1.65	55.48	16.93		35.40	3.97	45.06	5:32.32
45	7780	18JUL91	Rex Harvey(IA)	12.07	6.01	11.07	1.68	54.59	17.13		37.02	4.20	47.06	5:28.24
	7870*	2FEB80	Roy Williams(NZL)	11.7	6.46	11.85	1.72	55.1	16.5	110/42	43.66	3.50	45.34	5:44.5
	w8015*	9SEP79	Valbjorn Thorlaksson(ICE	11.4	5.86	11.87	1.70	54.2	15.1	110/42	35.60	4.20	50.60	6: 6.0
46	7266	7JUL84	Dale Lance(OK)	11.8	6.00	9.05	1.65	56.3	15.9		30.14	3.80	40.00	5:15.0
	7870*	2FEB80	Roy Williams(NZL)	12.06	6.28	12.08	1.69	53.90	16.82	110/42	43.44	3.40	45.62	5:29.7
47	7467	17MAR85	Gary Miller(CA)	11.6	6.04	11.20	1.60	53.3	16.6		31.78	2.95	47.64	4:56.1
48	7263	31MAY86	Gary Miller(CA)	11.9	6.05	10.22	1.65	54.4	18.0		34.56	3.10	48.64	5: 7.7
49	7462	24JAN87	Gary Miller(CA)	12.0	5.94	10.62	1.60	54.1	17.0		32.46	3.45	49.00	4:54.3
50	7516	18JUL91	Kyosti Marila(FIN)	12.30	5.93	10.34	1.55	57.01	16.61		36.80	3.10	41.66	5:13.92
	7368	27JUL89	Thomas Blodgett(NY)	12.59	5.16	10.43	1.49	60.20	14.66		36.48	3.60	47.52	5:55.15
	8707*	27MAY88	Gary Miller(CA)	12.0	5.96	12.87	12 1.65	53.6	15.9	110/36	40.78	1.6 3.70	47.14	5: 0.4
	7651*	3JUL83	Harvey Schellenberg(CA)	12.4	5.73	12.45	12 1.70	58.6	16.9	110/33	34.72	3.20	43.22	5:23.6
51	8113	27JUL89	Gary Miller(CA)	12.18	5.98	11.30	1.57	56.45	15.30		40.30	3.70	45.78	5:34.69
52	7546	15JUL90	Gary Miller(CA)	12.2	5.63	12.15	1.55	57.9	16.4		36.44	3.30	48.12	5:40.8
53	7583	26JAN91	Gary Miller(CA)	12.72	5.63	12.81	1.55	57.54	16.37		35.46	3.70	41.74	5:41.90
	8399*	16MAR91	Gary Miller(CA)	12.3	6.03	13.08	1.60	56.1	15.6	110/36	36.36	1.6 4.00	44.46	5:29.4
54	7545	18JUL91	Werner Schallau(FRG)	12.71	5.74	13.62	1.61	59.67	16.86		42.20	3.20	48.80	6:20.24
	7426	21MAR92	Gary Miller(CA)	12.72	5.52	12.53	1.50	57.32	17.46		37.18	3.80	41.32	5:44.07
55	7784	27JUL89	Ilpo Sopanen(FIN)	12.99	5.41	11.70	1.49	62.59	16.28		34.60	3.40	45.02	6:25.86
	7730	10JUL93	Dale Lance(OK)	12.7	5.35	9.86	1.56	63.3	15.2		34.26	3.40	44.04	6:29.2
	8450*	11JUL76	Boo Morcom(NH)	12.6	5.95	10.95	12 1.51	58.6	17.9	110/33	32.97	1.6 4.03	36.52	5: 7.9
	7974*	9JUL88	Phil Mulkey(GA)	13.3	5.54	13.27	12 1.52	62.8	15.5		41.78	3.50	40.18	6:30.6
56	7919	17JUN89	Phil Mulkey(GA)	13.30	5.41	12.26	1.55	63.50	15.99		37.49	3.80	38.68	6:31.5
57	8179	13JUL95	Dale Lance(OK)	13.10	5.39	10.06	1.62	61.43	15.17		35.00	3.90	43.96	6:21.84
58	7374	26OCT96	Dale Lance(OK)	12.4	5.58	9.78	1.54	64.6	15.9		38.30	3.04	37.38	7: 0.3
59	6755*	8JUN85	Jack Greenwood(CO)	12.2	4.93	8.77	12 1.42	62.9	16.6	110/36	24.93	1.6 2.74	27.89	5:48.1
60	8419	10JUL93	Phil Mulkey(GA)	13.2	5.22	13.90	1.56	63.3	15.3		47.40	3.20	34.68	6:43.6
61	7882	16JUL94	Phil Mulkey(GA)	13.34	4.93	13.76	1.55	66.53	16.51		45.74	3.05	38.08	7:34.24
	8056*	29AUG82	Boo Morcom(NH)	13.6	5.32	12.01	8 1.50	62.5	18.0	110/30	38.00	3.58	32.11	5:49.8
62	8025	13JUL95	Phil Mulkey(GA)	13.68	5.43	13.49	1.55	69.04	15.87		42.42	3.40	34.52	7:17.78
63	7066	27JUL89	Vaclav Bartl(WE)	13.42	4.89	10.53	1.29	62.32	17.28		38.36	2.40	27.34	5:45.40
	6795	17JUN89	Denver Smith(OH)	14.04	4.80	10.93	1.40	72.00	16.82		37.15	2.80	32.88	6:51.4
	7792*	22SEP84	Boo Morcom(NH)	13.7	5.10	11.89	8 1.42	64.3	17.9	110/30	36.62	3.74	29.80	5:47.6
	7384*	17MAY74	Bud Deacon(OR)	13.6	4.78	10.35	4 1.37	62.3	17.9	110/30	32.24	3.06	30.60	5:17.2
64	6144	16JUL94	Earl Ventura(KS)	13.04	4.60	10.96	1.32	69.36	18.57		39.28	1.95	37.84	0: 0.
	7958*	3DEC85	Boo Morcom(NH)	14.0	5.12	12.02	8 1.41	67.7	18.4	110/30	41.10	1.6 3.50	31.98	5:22.5
65	7667	27JUL89	Pekka Penttila(FIN)	13.91	4.49	10.48	1.33	64.50	19.54		29.46	2.70	36.26	5:45.83
	6993	16JUL94	Gordon Siefert(AL)	13.80	3.74	8.76	1.44	63.78	20.54		27.90	2.70	24.90	5:48.71
	8186*	AUG86	Boo Morcom(NH)	14.1	5.04	11.94	8 1.43	67.0	18.4		38.32	3.35	30.12	6:15.6
66	6434	16JUL94	Bailey Gore(KT)	13.94	4.55	9.94	1.29	72.15	20.00		29.80	2.10	34.02	7:55.49
	8226*	11JUL87	Boo Morcom(NH)	14.2	5.17	11.28	1.47	65.4	18.5	100/30	32.72	3.50	29.80	6:26.7
	7490*	20JUN81	Ian Hume(CAN)	14.9	4.87	10.97	4 1.45	72.6	20.4	110/33	35.86	2.80	39.48	7: 4.8
	w7238	14JUL95	Gordon Seifert(AL)	13.91	4.11	9.26	1.48	64.80	20.07		29.66	2.50	29.30	5:55.99
67	7393	11SEP93	Denver Smith(OH)	14.53	4.62	9.22	1.39	69.5	17.83		39.02	2.70	31.90	6:50.73
68	7169	16JUL94	Denver Smith(OH)	14.47	4.49	9.58	1.32	69.88	17.80		37.82	2.70	30.04	7: 1.93
69	6888	15JUL90	Boo Morcom(NH)	14.6	4.67	8.40	1.46	69.4	19.7		31.22	3.17	22.04	7: 9.4
	7050*	31JUL82	Gilberto Gonzalez(PUR)	13.32	4.61	10.52	4 1.27	67.8	19.07	110/30	32.83	2.52	27.85	7:30.6
70	8451	18JUL91	Gudmund Skrivervik(NOR)	14.79	4.62	12.55	1.41	68.82	15.47		36.20	2.40	32.22	6: 9.43
	7698	23JUN91	Boo Morcom(NH)	15.26	4.46	10.02	1.37	72.01	14.99		30.20	2.95	26.34	6:57.72
	7734*	22SEP91	Boo Morcom(NH)	15.14	4.55	10.19	5 1.35	74.11	15.17		29.74	2.90	28.50	7: 4.0
71	6844	14JUL95	Gerhard Windolf(GER)	15.31	4.31	10.13	1.42	79.13	15.55		25.94	2.40	23.92	7:28.97
	5086	26OCT96	Denver Smith(OH)	14.6	4.00	10.90	1.34	81.0	14.5		23.28	0.00	0.00	0: 0.
	7762*	7JUL84	Gilberto Gonzalez(PUR)	14.2	4.49	11.43	8 1.32	68.6	19.7	110/30	31.32	2.30	32.20	7:41.0
	6499*	22MAY82	Bud Deacon(OR)	16.4	3.46	6.94	8 1.20	77.1	16.5	110/30	27.37	2.44	23.80	6:34.4
	6047*	7AUG83	Claude Hills(PA)	15.1	4.00	8.59	8 1.27	72.1	21.2	110/30	26.11	2.13	25.64	0: 0.
72	6348	27JUL89	Adolf Koch(FRG)	15.13	4.24	11.26	1.25	79.25	19.49		36.56	0.00	35.51	7: 7.36
	6184	27JUL89	Hamilton Morningstar(MI)	16.31	3.60	11.13	1.33	83.75	19.46		33.42	2.20	29.73	7:20.97
	w7476*	14SEP85	Gilberto Gonzalez(PUR)	13.3	4.62	11.24	8 1.30	69.8	20.3	110/30	30.68	2.50	30.12	0: 0.
73	6447	15JUL90	Dan Bulkley(OR)	14.9	3.80	8.25	1.18	69.5	15.8		23.70	1.95	20.48	5:48.1
	7563*	26JUL86	Gilberto Gonzalez(PUR)	13.7	4.46	10.35	1.25	68.1	20.5	110/30	32.82	2.30	29.62	7:49.5
74	5746	27JUL89	Ian Hume(CAN)	16.52	3.97	9.57	1.37	88.80	18.16		28.70	2.40	30.80	0: 0.
	4797	16JUL94	Armando Ricciardi(NV)	17.08	3.59	8.70	1.22	103.01	17.33		27.40	1.98	25.10	9:30.61
	5752*	8APR77	Herbert Anderson(CO)	14.6	3.83	9.67	8 1.27	72.8	25.3	110/30	27.43	0.00	22.42	7: 4.0
	w6134	11JUL87	Gilberto Gonzalez(PUR)	14.1	4.24	10.11	1.25	72.3	20.3		29.77	2.29	26.31	0: 0.
	w5781	14JUL95	Pierre Darrot(FRA)	15.27	3.67	9.74	1.19	77.16	18.18		27.14	1.70	24.28	7:16.99
	w5021	14JUL95	Boo Morcom(NH)	17.17	3.85	8.21	1.28	91.69	20.66		27.80	2.75	22.82	0: 0.
75	6403	18JUL91	Reino Taskinen(FIN)	16.01	3.39	9.62	1.23	84.20	15.58		21.24	2.00	21.24	8: 3.90
	6140	27JUL89	Milo Lightfoot(OH)	16.11	3.33	8.91	1.12	78.99	20.51		22.18	2.00	24.24	7: 2.21
	6655*	25MAR78	Herbert Anderson(CO)	14.6	3.48	9.40	8 1.30	72.8	27.0	110/30	27.48	1.60	23.68	8: 9.6
76	6914	10JUL93	Dan Bulkley(OR)	15.2	3.31	7.72	1.17	73.0	16.1		23.24	2.20	19.52	6:24.2
77	6626	16JUL94	Dan Bulkley(OR)	15.01	3.35	8.05	0.91	72.45	16.06		21.72	1.98	19.06	6:10.58
78	6352	17JUN95	Danuel Bulkley(OR)	15.79	3.28	8.15	1.20	80.66	17.30		22.74	1.87	20.32	6:45.99

79	5643	18JUL91	Vittorio Colo(ITA)	15.05	3.51	7.60		1.11	88.65	18.11		21.68		1.70	21.62	8:26.05
	5303	22JUN91	Claude Hills(PA)	16.67	3.38	6.70		1.10	91.08	18.36		25.12		1.95	21.20	8:50.58
	5439*	26JUN82	Herbert Anderson(CO)	16.7	3.20	8.22	8	1.13	87.7	27.5	110/30	24.48		1.55	25.67	7:46.4
80	1515	16JUL94	Harold Massie(NB)	26.42	1.45	5.37		0.00	129.87	42.14		15.40		0.84	12.34	9:51.90
	6532*	29AUG82	Herbert Anderson(CO)	15.9	3.10	7.94	8	1.20	77.7	21.0		22.19		0.00	29.71	7:41.8
	2880*	28JUN80	Buell Crane(ID)		3.12	9.05		1.17			100/30	0.00		0.00	21.03	0: 0.
	2639*	1DEC79	John Whittemore(CA)		0.00	8.75	8	1.00			110/30	25.70		0.00	18.82	0: 0.
81	5247	10JUL93	Claude Hills(PA)	17.4	3.16	6.52		1.11	96.1	19.8		25.16		1.60	19.36	0: 0.
82	4454	8OCT94	Bob Boal(NC)	19.64	2.71	5.41		1.00	100.80	21.61		16.42		1.60	17.12	8:12.90
	5089*	7JUL84	Arling Pitcher(IN)	17.0	2.97	6.21	8	1.12	91.0	26.1	110/30	17.30		1.70	16.49	0: 0.
	w5412	14JUL95	Giichi Suda(JPN)	16.52	3.69	6.70		1.08	89.29	20.38		16.04		0.00	16.46	8:19.50
83	3952	17JUN95	Bob Boal(NC)	20.2	2.52	5.46		1.05	111.69	21.76		16.64		1.47	16.98	9:12.59
	w4916	14JUL95	Kichisuke Ishikawa(JPN)	17.62	3.06	7.27		1.17	98.25	29.22		18.94		1.70	16.26	8:44.86
	w4107	14JUL95	Bob Boal(NC)	20.15	2.61	5.44		1.08	100.41	21.47		17.32		1.20	15.02	9: 6.63
84	5500	14JUL95	Kizo Kimura(JPN)	18.00	3.22	7.42		1.17	103.88	19.56		21.46		1.70	16.08	8:58.63
	3607	27JUL86	Arling Pitcher(IN)	18.0	2.42	6.72		1.00	99.7			16.22		1.60	16.22	13:42.8
85	3845	6JUL96	Ted Hatlen(CA)	19.56	2.39	7.05		1.00				19.62		1.29	13.54	0: 0.
86	3456	24SEP88	Arling Pitcher(IN)	20.2	2.15	5.07		1.00	127.0			15.20		1.52	12.47	11:58.5
87	3631	17JUN89	Arling Pitcher(IN)	19.43	1.93	5.73		1.00	121.7			13.18		1.52	14.04	11:43.8
88	2744	13JUL91	Herb Anderson(CO)	21.2	1.81	6.61		0.96				13.56		0.00	13.84	0: 0.
89	1845	22SEP91	Arling Pitcher(IN)	25.64	1.45	3.62		0.81	157.6			11.17		0.96	15.13	13:42.1

AGE GRADED HEPTATHLON

(using 1994 WAVA standards and age factors based on 1985 IAAF scoring tables)

age	score	date	name(residence)	hurdle	hj	sp	20	lj	jt	800m
35	7241	26SEP87	Jane Frederick(CA)	13.60	1.82	15.50	24.73	6.29	49.70	2:14.88
36	4649	18JUL91	Maret Kalviste(URS)	17.93	1.56	10.11	29.86	4.89	47.84	2:47.35
	w5062	13JUL95	Jenny Brown(GBR)	16.62	1.67	9.48	28.01	5.32	32.72	2:28.29
37	5463	07OCT93	Conceicao Geremias(BRA)	14.69	1.55	11.03	28.00	5.67	35.36	2:25.22
	5011	17JUN95	Donna Ricks(MN)	15.84	1.62	9.79	27.91	5.17	28.96	2:26.01
38	5311	13JUL95	Conceicao Geremias(BRA)	16.01	1.64	13.02	27.11	5.47	33.84	2:41.15
	2021	6JUL96	Karen Vaughn(CA)	22.44	1.27	9.13	34.66	3.08	22.00	3:52.20
39	4468	27JUL89	Dagmar Blume(GER)	15.89	1.39	10.18	27.40	5.09	28.87	2:49.89
	3220	07OCT93	Irene Thompson(NY)	19.54	1.25	6.34	29.85	4.88	20.02	2:49.29
40	5038	18JUL91	Marie Valkenberg(HOL)	13.23	1.44	11.43	27.12	4.71	24.36	2:42.35
	3993	10DEC94	Irene Thompson(US)	15.3	1.30	8.68	27.5	4.00	21.76	2:43.5
41	5470	27JUL89	Margaritha Daehler(SUI)	12.76	1.53	9.73	26.79	5.22	27.93	2:36.79
	4924	13JUL95	Irene Thompson(US)	15.26	1.45	8.55	26.87	5.16	30.20	2:39.50
42	5417	17JUN89	Phil Raschker(GA)	12.38	1.60	7.41	25.5	5.12	23.77	2:37.0
43	4775	18JUL91	Margaritha Daehler(SUI)	13.26	1.38	9.61	28.36	4.34	28.92	2:37.24
	3493	18JUL91	Skipper Clark(NY)	16.59	1.35	7.32	30.04	4.26	20.90	3: 4.58
44	5039	18JUL91	Mia Dudink(HOL)	14.10	1.53	10.07	29.24	4.45	36.44	2:38.09
45	5194	27JUL89	Christine Battersby(GBR)	14.71	1.39	8.67	28.07	4.47	24.74	2:34.72
46	5557	07OCT93	Phil Raschker(GA)	12.39	1.50	7.18	27.65	5.15	19.22	2:47.89
	w6110	10JUL93	Phil Raschker(GA)	12.2	1.60	7.49	26.3	5.15	24.28	2:36.8
47	5410	13JUL95	Margaritha Daehler(SWI)	13.72	1.42	10.30	28.93	4.73	26.94	2:51.53
	3954	13JUL95	Skip Clark(US)	16.89	1.27	7.68	31.31	4.31	25.88	3:17.63
48	5723	27JUL89	Frieder Kummerle-Valk(WG)	13.12	1.45	9.84	27.83	4.82	27.66	2:44.26
	5205	17JUN95	Phil Raschker(GA)	13.66	1.49	7.50	30.32	4.70	25.88	2:46.06
	w5997	13JUL95	Phil Raschker(GA)	12.49	1.54	8.09	26.38	5.27	22.72	2:42.27
49	4690	18JUL91	Elisa Wale(NOR)	14.38	1.29	7.99	30.28	4.23	24.84	2:43.13
50	5768	18JUL91	Frieder Kummerle-Valk(WG)	13.47	1.39	10.87	29.01	4.16	30.50	2:54.36
51	5195	18JUL91	Hella Kuppe(NMB)	14.34	1.36	7.88	30.46	4.52	25.08	2:58.19
	4776	13JUL95	Marlene Sachs(US)	15.93	1.34	8.70	32.73	4.10	27.10	2:55.21
52	5203	18JUL91	Jean Hulls(GBR)	14.15	1.30	8.40	29.30	4.03	21.22	2:35.90
	4945	24JAN87	Christel Miller(CA)	14.9	1.32	8.80	30.4	3.71	30.79	2:57.0
53	5094	13JUL95	Elise Wale(NOR)	15.30	1.31	9.33	31.74	4.33	29.42	2:53.79
	4715	08JUL88	Christel Miller(CA)	15.0	1.27	8.53	29.9	3.75	30.78	3:13.2
54	5592	13JUL95	Frierun Kummerle-Valk(GER)	13.92	1.37	9.84	29.30	4.56	29.46	3: 3.70
	4736	27JUL89	Christel Miller(CA)	15.01	1.28	9.00	30.57	3.72	31.60	3:18.82
55	5281	13JUL95	Hella Kuppe(NMB)	15.06	1.40	8.17	33.90	4.33	23.30	3:30.80
56	6298	18JUL91	Corrie Roovers(HOL)	13.54	1.30	10.30	29.13	3.94	30.12	2:50.15
	4758	18JUL91	Christel Miller(CA)	16.54	1.24	8.52	32.34	3.54	29.18	3:36.74
57	5388	13JUL95	Evaun Williams(GBR)	15.56	1.19	11.74	32.36	3.77	36.76	3:42.12
	3963	27JUL89	Sharon Sahonchik(OR)	21.13	1.16	8.40	34.93	3.11	24.70	3: 7.08
58	4743	13JUL95	Aida Menezes(BRA)	15.98	1.25	8.58	32.97	3.74	20.96	3:22.31
	4224	07OCT93	Christel Miller(CA)	16.73	1.14	7.95	35.12	3.26	30.60	3:43.27
59	5034	13JUL95	Hella Werner(GER)	14.98	1.22	9.43	33.64	3.76	24.44	3:15.63
60	5882	18JUL91	Bety Vosburgh(GA)	16.63	1.15	7.88	31.16	4.10	25.24	2:58.32
61	5542	07OCT93	Asta Larsson(SWE)	14.68	1.17	8.04	33.17	3.94	23.16	3:34.43
	2539	6JUL96	Christel Miller(CA)		1.23	7.69		0.00	27.14	0: 0.
62	5211	07OCT93	Christa Kreuzwieser(WG)	17.58	1.20	8.34	34.00	4.11	20.86	3:35.60
63	5240	13JUL95	Asta Larsson(SWE)	15.75	1.13	8.20	33.33	4.01	21.62	3:43.84
64	4404	27JUL89	Kirsten Hveem(NOR)	17.41	1.17	7.00	35.09	3.62	15.24	3:51.38
65	4694	18JUL91	Else Laine(FIN)	18.18	1.09	5.83	37.45	3.39	15.12	3:35.01
	4192	07OCT93	Leonore McDaniels(VA)	20.47	1.14	5.95	39.15	3.65	11.68	4:10.13
	w4996	10JUL93	Leonore McDaniels(VA)	19.3	1.23	6.34	35.4	3.72	14.30	3:50.4
66	4685	27JUL89	Gwen Davidson(AUS)	20.09	1.20	6.95	33.12	3.10	14.70	4:12.65
67	5275	16MAR96	Shirley Peterson(NZL)	17.39	1.10	6.49	32.66	4.10	13.86	4: 4.35
	4230	13JUL95	Lenore McDaniels(VA)	21.45	1.19	6.72	37.61	3.57	9.16	4:12.18
68	3954	07OCT93	Johnnye Valien(CA)	20.26	0.99	5.84	38.67	3.21	10.50	3:34.97
69	3437	13JUL95	Johnnye Valien(TX)	21.05	1.01	5.84	41.93	2.88	13.56	4:13.52
70	4683	6JUL96	Johnnye Valien(TX)	20.77	1.01	6.41	38.79	2.98	14.54	3:59.91

WOMEN'S TRACK & FIELD

100 YARDS

35	10.8	Maeve Kyle(EIR)	9-26-64
36	11.5	Phil Raschker(GA)	6-11-83
37	10.9	Maeve Kyle(EIR)	8- 6-66
	11.1	Phil Raschker(GA)	5-12-84
38	11.3	Maeve Kyle(EIR)	5- 8-67
	12.3	Almeta Parish(CA)	5-17-75
39	11.2	Maeve Kyle(EIR)	6-15-68
	13.4	Pamela Calvert(MD)	8-11-85
	w11.3	Phil Raschker(GA)	7- 5-86
40	12.5	Joanne Grissom(IN)	1-30-79
41	11.4	Irene Obera(CA)	7- -75
42	11.4	Irene Obera(CA)	5-15-76
43	12.5	Felicity Skaris(RSA)	8- 9-80
	12.6	Irene Obera(CA)	5-14-77
44	13.1	Christel Miller(CA)	2-17-79
45	11.7	Irene Obera(CA)	4-28-79
46	14.3	Betty Pappas(KS)	5-30-81
	w13.20	Anne Cirulnick(NY)	6-21-81
	w14.2	Sally Goodhue(MA)	6-18-83
47	11.9	Wendy Marie Ey(AUS)	1-10-86
	13.1	Christel Miller(CA)	5- 1-82
	w11.7	Wendy Marie Ey(AUS)	1-17-86
48	12.5	Wendy Marie Ey(AUS)	1-26-87
	13.2	Chris McKenzie(NY)	6-14-80
49	14.2	Shirley Kinsey(CA)	2-17-79
	w13.14	Chris McKenzie(NY)	6-21-81
50	12.47	Wendy Marie Ey(AUS)	2- -89
	13.8	Shirley Kinsey(CA)	2- 9-80
51	12.5	Irene Obera(CA)	5- 4-85
52	15.2	Shirley Dietderich(CA)	4-28-79
53	14.5	Shirley Kinsey(CA)	5- 7-83
54	16.1	Martha Fairbank(NC)	4- 3-76
	w14.7	Shirley Kinsey(CA)	5- 5-84
55	14.8	S. Anne Stiegelmeier(OH)	10-14-87
56	15.1	Florence Reardon(OH)	7-11-82
57	17.3	Diana Smith(CA)	8- 9-80
	w15.2	Shirley Dietderich(CA)	5- 5-84
58	14.2	Judy Helen Hammond(NZL)	12- 9-95
	17.2	Diana Smith(CA)	2- 7-81
59	15.8	Josephine Kolda(CA)	2-11-78
60	15.5	Josephine Kolda(CA)	4-21-78
61	15.7	Josephine Kolda(CA)	4-28-79
62	19.6	Marjorie Hunt(CA)	2- 7-81
63	w16.9	Polly Clarke(CO)	12-30-73
	w18.93	Mary Holbert(MO)	11- 9-85
64	14.7	Josephine Kolda(CA)	5- 1-82
65	14.9	Colleena Blair(NZL)	12- 9-95
	15.7	Josephine Kolda(CA)	5- 7-83
66	w15.2	Josephine Kolda(CA)	5- 5-84
67	15.2	Polly Clarke(CO)	5-21-78
68	p18.3	Carla Convery(VA)	10-25-88
69	16.1	Polly Clarke(CO)	9-18-79
70	16.2	Polly Clarke(CO)	9- 6-80
71	16.2	Mary Bowermaster(OH)	10-25-88
73	26.6	Marilla Salisbury(CA)	8- 1-81
	w18.9	Vivian Nelson(PA)	11- 2-85
	w19.56	Vivian Nelson(PA)	11- 9-85
74	15.2	Polly Clarke(CO)	9- 7-84
75	27.5	Marilla Salisbury(CA)	7-23-83
77	p26.0	Ellen Julius(FL)	10-25-88

100 METERS

35	10.85h	Marlene Ottey(JAM)	8- 7-95
	11.07	Evelyn Ashford(US)	5-28-92
	w10.94	Evelyn Ashford(US)	7-21-92
36	10.74	Marlene Ottey(JAM)	9- 7-96
	11.57	Evelyn Ashford(US)	6-25-93
37	12.00	Phil Raschker(GA)	7- 8-84
	12.0	Kathleen Holland(AUS)	1- 7-78
38	12.2	Kathleen Holland(AUS)	3-25-78
	12.5	Phil Raschker(GA)	6- 8-85
	p12.1	Una Lund(AUS)	- -80
39	12.19h	Geraldine Otto(FRG)	7-29-89
	12.22	Phil Raschker(GA)	10-10-86
40	12.2	Maeve Kyle(EIR)	4-23-69
	12.3	Phil Raschker(GA)	6- 6-87
	w11.9	Phil Raschker(GA)	6-19-87
	w12.03	Phil Raschker(GA)	8-15-87
41	12.0	Maeve Kyle(EIR)	4-25-70
	12.3	Phil Raschker(GA)	6- 4-88
42	12.3h	Rosemary Payne(GBR)	8-16-75
	12.6	Irene Obera(CA)	7- 3-76
	12.57	Phil Raschker(GA)	7-30-89
	w12.48	Cindy Steenbergen(TX)	7-20-96
	w12.48	Cindy Steenbergen(TX)	6-15-96
43	12.6	Maeve Kyle(EIR)	5-29-72
	13.0	Irene Obera(CA)	8- 9-77
	w12.76	Phil Raschker(GA)	8- 3-90
44	12.1	Maeve Kyle(EIR)	5-12-73
	12.73h	Phil Raschker(GA)	7-20-91
45	12.5	Wendy Marie Ey(AUS)	2- 4-84
	12.5	Maeve Kyle(EIR)	1-21-74
	12.63	Irene Obera(CA)	7- 7-79
46	12.7	Irene Obera(CA)	5-31-80
47	12.9	Wendy Marie Ey(AUS)	1-18-86
	12.93h	Irene Obera(CA)	1-10-81
48	12.50	Phil Raschker(GA)	9- 2-95
49	12.91	Wendy Marie Ey(AUS)	10- -87
	13.20h	Irene Obera(CA)	9-24-83
	w13.04h	Irene Obera(CA)	9-23-83
50	13.1	Irene Obera(CA)	7- 7-84
	w13.06	Marge Allison(NZL)	7-16-95
51	12.9	Irene Obera(CA)	6- 1-85
52	13.74	Irene Obera(CA)	7-18-86
	w12.9	Irene Obera(CA)	8- 2-86
	w13.1	Irene Obera(CA)	7- 5-86
53	13.37	Irene Obera(CA)	7-25-87
	w13.29	Martha Behrendt(FRG)	7-16-95
54	13.48	Irene Obera(CA)	8- 6-88
	w13.42	Brunhilde Hoffmann(FRG)	10-15-93
55	13.6	Shirley Peterson(NZL)	1-21-84
	13.8	Kathy Bergen(CA)	4-23-95
	w13.41	Brunhilde Hoffmann(FRG)	7-16-95
56	13.7	Shirley Peterson(NZL)	3- 3-85
	14.37	Kathy Bergen(CA)	10- 5-96
	w14.2	Carolyn Sue Cappetta(MA)	7-12-92
57	13.9	Irene Obera(CA)	5-18-91
58	14.1	Shirley Peterson(NZL)	2-22-87
	14.9	Marylin Fitzgerald(NJ)	6- 6-93
	w14.01	C. Schmalbruch(FRG)	7-16-95
59	14.2	Shirley Peterson(NZL)	10-25-87
	14.80	Irene Obera(CA)	9-12-93
60	13.9	Shirley Peterson(NZL)	2-25-89
	13.91	Irene Obera(CA)	8-13-94
61	13.96	Irene Obera(CA)	6-24-95
	w13.51	Irene Obera(CA)	7-16-95
62	14.58	Ann Cooper(AUS)	7-21-91
	14.60	Shirley Peterson(NZL)	2- 3-91
	15.7	Betty Vosburgh(GA)	5- 7-94
63	14.5	Shirley Peterson(NZL)	3-14-92
	15.4	Patricia Peterson(NY)	8-15-89
64	14.91	Paula Schneiderhan(FRG)	7-29-86
	15.6	Josephine Kolda(CA)	5-22-82
	w14.58	Paula Schneiderhan(FRG)	9-27-86
	w14.67	Ann Cooper(AUS)	10-15-93
65	14.6	Paula Schneiderhan(FRG)	9-19-87
	15.8	Josephine Kolda(CA)	4-23-83
66	14.82	Paula Schneiderhan(FRG)	6-18-88
	15.77	Patricia Peterson(NY)	7-24-92
	w15.5	Patricia Peterson(NY)	7-12-92
67	15.11	Paula Schneiderhan(FRG)	7-30-89
	16.1	Polly Clarke(CO)	5- 6-78
	w15.00h	Paula Schneiderhan(FRG)	7-29-89
68	16.10h	Audrey Reid(RSA)	9-24-83
	16.4	Polly Clarke(CO)	5-26-79
	w15.83	Juana Raspaldo(PUR)	7-16-95
	w16.2	Johnnye Valien(TX)	6- -94
69	15.27h	Paula Schneiderhan(FRG)	7-20-91

	16.53h	Mary Bowermaster(OH)	6-27-87
	w16.01	Patricia Peterson(NY)	8- 4-95
	w16.11	Patricia Peterson(NY)	7-16-95
70	16.09	Anna Mangler(FRG)	10-15-93
	16.2	Polly Clarke(CO)	4-17-81
	w14.92	Paula Schneiderhan(FRG)	8- 8-92
	w15.9	Gwen Davidson(AUS)	3-20-93
71	15.42	Paula Schneiderhan(FRG)	10-15-93
	16.6	Polly Clarke(CO)	9- 6-81
72	16.67	Anna Mangler(FRG)	7-16-95
	16.69	Gunni Svensson(SWE)	10-15-93
	17.5	Marie Uebel(MO)	5-29-84
	w16.26	Polly Clarke(CO)	8- 7-82
	w16.4	Margaret Hinton(TX)	6- -94
73	15.99	Paula Schneiderhan(FRG)	7-16-95
	16.2	Polly Clarke(CO)	9-17-83
74	16.55	Polly Clarke(CO)	9- 2-84
75	16.87	Polly Clarke(CO)	8-31-85
76	17.15	Isabel Saumier(CAN)	5-27-90
	17.20	Polly Clarke(CO)	7-18-86
77	17.07	Polly Clarke(CO)	6-25-88
78	17.6	Polly Clarke(CO)	8-12-88
	w17.36	Polly Clarke(CO)	9- 4-88
79	19.06	Polly Clarke(CO)	7-30-89
	19.08	Irja Sarnama(FIN)	6-23-85
80	18.41	Hanna Gelbrich(FRG)	10-15-93
	24.23	Pearl Mehl(CO)	8-13-94
	w18.10	Polly Clarke(CO)	8- 3-90
81	20.44	Ruth Frith(AUS)	11- 3-90
	24.74	Pearl Mehl(CO)	7- 8-95
82	19.32	Polly Clarke(CO)	8-14-92
83	26.0	Anna Ward(MO)	5-30-88
84	20.67	Ruth Frith(AUS)	10-15-93
	25.77	Anna Ward(MO)	6-21-89
85	43.98	Marilla Salisbury(CA)	8-12-93
	w26.3	Anna Ward(MO)	6- 2-90
	w27.9	Ivy Granstrom(CAN)	10-17-96
	w29.89	J. Forero De Gaona(COL)	7-16-95
86	31.7	Mary Ames(CA)	5- 7-89
87	48.40	Sarah Packham(GBR)	11- 3-90
	p33.1	Viola Glen(US)	5-31-80
88	37.2	Marion Higgins(CA)	8- 8-81
90	31.53	Zora Lux(WA)	6-10-95

200 METERS

35	21.93	Marlene Ottey(JAM)	8-25-95
	22.47	Evelyn Ashford(US)	8-13-92
36	22.08	Marlene Ottey(JAM)	8- 1-96
	23.57h	Evelyn Ashford(US)	10-10-93
37	24.60	Phil Raschker(GA)	7- 8-84
	24.6	Kathleen Holland(AUS)	2-18-78
38	25.2	Kathleen Holland(AUS)	3-26-78
	25.3y	Maeve Kyle(EIR)	5-13-67
	26.1	Phil Raschker(GA)	5- 4-85
39	25.23	Vivi Markussen(DEN)	8-19-79
	26.24	Phil Raschker(GA)	7-18-86
	w25.75	Phil Raschker(GA)	10-11-86
	w25.8	Phil Raschker(GA)	7-15-86
40	24.7	Sara Montecinos(COL)	3-19-94
	25.7	Phil Raschker(GA)	6- 6-87
	w24.5hep	Phil Raschker(GA)	7-11-87
41	25.3	Anne McKenzie(RSA)	5- 6-67
	25.8	Phil Raschker(GA)	4-30-88
42	24.84	Phil Raschker(GA)	8- 3-89
43	25.6	Maeve Kyle(EIR)	5-18-72
	26.95	Donna Settles(GA)	8-13-93
	w26.93	Jacqueline Board(MO)	8-24-96
	w26.95	Phil Raschker(GA)	8- 4-90
44	26.0	Jan Hynes(AUS)	3-24-89
	26.2	Phil Raschker(GA)	6- 8-91
	w26.01	Phil Raschker(GA)	7- 6-91
45	26.2	Wendy Marie Ey(AUS)	3- 4-84
	26.3	Irene Obera(CA)	6-24-79
	w25.49	Lorraine Tucker(NY)	7-18-92
46	25.82	Mary Libal(OR)	8-24-96
47	25.56	Phil Raschker(GA)	6-20-94
48	25.85	Phil Raschker(GA)	7-19-95
49	26.35	Phil Raschker(GA)	4-25-96
50	26.4	Marge Allison(NZL)	4-30-95
	27.4	Irene Obera(CA)	7-15-84
	w27.25	Irene Obera(CA)	8-19-84
51	27.3	Irene Obera(CA)	6- 1-85
52	27.71	Irene Obera(CA)	6-21-86
	w27.4w	Irene Obera(CA)	7- 5-86
53	27.78h	Martha Behrendt(FRG)	7-19-95
	27.86	Irene Obera(CA)	7-25-87
	w27.7	Irene Obera(CA)	7-18-87
54	27.7	Irene Obera(CA)	7-17-88
	27.70h	Brunhilde Hoffmann(FRG)	10-10-93
55	28.40	Brunhilde Hoffmann(FRG)	7-19-95
	28.48	Irene Obera(CA)	8- 3-89
56	28.5	Shirley Peterson(NZL)	3- 3-85
	29.8	Carolyn Sue Cappetta(MA)	7-12-92
57	29.5	Irene Obera(CA)	5-18-91
58	30.43	L. Seuberlich(FRG)	6-26-85
	30.62h	Carolyn Sue Cappetta(MA)	8-12-94
59	29.66h	Shirley Peterson(NZL)	12- 4-87
	30.18	Irene Obera(CA)	9-12-93
60	29.6	Irene Obera(CA)	7-16-94
61	28.67	Irene Obera(CA)	6-24-95
62	30.21	Ann Cooper(AUS)	7-25-91
	33.55	Betty Vosburgh(GA)	5- 7-94
63	30.6	Shirley Peterson(NZL)	3-15-92
	32.0	Patricia Peterson(NY)	6- 4-89
64	30.61h	Ann Cooper(AUS)	10-10-93
	33.25i	Betty Vosburgh(GA)	3-31-96
65	31.38	Shirley Peterson(NZL)	3-27-94
	34.09	Patricia Peterson(NY)	7-25-91
66	31.12	Paula Schneiderhan(FRG)	6-18-88
	33.3	Patricia Peterson(NY)	7-12-92
67	17.26	Isabella Hofmeyr(RSA)	2-10-96
	34.2	Josephine Kolda(CA)	5-18-85
68	33.67	Audrey Reid(RSA)	9-26-83
	35.56	Polly Clarke(CO)	7- 8-79
	35.6	Mary Bowermaster(OH)	8-24-85
69	32.50	Paula Schneiderhan(FRG)	7-25-91
	34.34	Patricia Peterson(NY)	7-19-95
70	32.24	Paula Schneiderhan(FRG)	7-10-92
	35.3	Polly Clarke(CO)	4-17-81
	w31.86	Paula Schneiderhan(FRG)	7-12-92
	w34.80	Patricia Peterson(NY)	8-24-96
	w34.99	Patricia Peterson(NY)	8-11-96
71	33.26h	Paula Schneiderhan(FRG)	10-10-93
	34.2	Polly Clarke(CO)	9- 6-81
72	34.7	Audrey Reid(RSA)	4-25-87
	38.73	Marie Stafford(OR)	7-25-91
	w35.4	Polly Clarke(CO)	8- 8-82
73	33.99h	Paula Schneiderhan(FRG)	7-19-95
	35.2	Polly Clarke(CO)	9-18-83
74	35.98	Polly Clarke(CO)	9- 2-84
75	35.93	Polly Clarke(CO)	8-31-85
76	37.48	Polly Clarke(CO)	7-18-86
77	38.04	Polly Clarke(CO)	6-26-88
78	38.8	Polly Clarke(CO)	8-12-88
	w38.02	Polly Clarke(CO)	9- 4-88
79	41.12	Polly Clarke(CO)	8- 3-89
80	41.22	Hanna Gelbrich(FRG)	10-10-93
	55.59	Pearl Mehl(CO)	8-13-94
	w39.78	Polly Clarke(CO)	8- 4-90
81	50.81	Isobel Cunningham(CAN)	7-19-95
	54.91	Pearl Mehl(CO)	7-19-95
82	41.11	Polly Clarke(CO)	8-15-92
83	56.92	Rosario Iglesias(MEX)	10-10-93
	57.8	Anna Ward(MO)	5-30-88
84	60.93	Rosario Iglesias(MEX)	7-19-95
	64.67	Anna Ward(MO)	6-22-89
85	58.4	Anna Ward(MO)	6- 2-90
88	92.9	Marion Higgins(CA)	8- 9-81
90	70.99	Zora Lux(WA)	6-10-95
92	98.99	Myra Fromme(US)	8-24-96

400 METERS

35	50.56	Aurelia Penton(CUB)	7-16-78
	56.99	Phil Raschker(GA)	8-13-82
36	51.6	Marina Stepanova(URS)	5-17-86
	56.8	Phil Raschker(GA)	6-25-83
37	55.7	Maeve Kyle(EIR)	8-30-66
	60.19	Theresa Haynes(WA)	8-12-94
38	56.0	Kathleen Holland(AUS)	3-25-78
	59.22	Theresa Haynes(WA)	7-22-95
39	55.5	Maeve Kyle(EIR)	7-19-68
	59.5	Phil Raschker(GA)	7- 8-86
40	55.8	Maeve Kyle(EIR)	9- 6-69
	60.4	M. Simmons-mccord(NY)	6- 7-87
	p53.68	Sara Montecinos(COL)	3-20-94

41	55.3	Maeve Kyle(EIR)	7-22-70
	58.78	Irene Thompson(NY)	7-22-95
42	56.3	Anne McKenzie(RSA)	10-28-67
	58.07	Phil Raschker(GA)	8- 5-89
43	58.21	Jan Hynes(AUS)	11-29-87
	60.62	Jacqueline Board(MO)	8-22-96
44	58.3	Jan Hynes(AUS)	3-24-89
	59.62	Mary Libal(OR)	8-12-94
45	56.82	Mary Libal(OR)	7-22-95
46	57.94	Dee Dee Grafius(CA)	7-22-95
47	59.3	Paule Knipping(BEL)	7-21-94
	61.67	Irene Obera(CA)	1-10-81
48	57.60	Phil Raschker(GA)	7-22-95
49	59.68	Paule Knipping(BEL)	7-22-96
	62.27	Shirley Matson(CA)	9- 8-90
50	58.51	Marge Allison(NZL)	7-22-95
	64.58	Irene Obera(CA)	8-18-84
51	62.89	Brunhilde Hoffmann(FRG)	7-27-91
	63.7	Irene Obera(CA)	5-18-85
52	62.7	Pat Smith(HOL)	8- 7-88
	65.1	Irene Obera(CA)	7- 5-86
	p62.7	Pat Smith(HOL)	- -88
53	64.63	Irene Obera(CA)	11-29-87
54	62.8	Irene Obera(CA)	10-22-88
55	64.50	Brunhilde Hoffmann(FRG)	7-22-95
	65.29	Kemisole Solwazi(CA)	4- 8-95
56	66.04	Carolyn Sue Cappetta(MA)	8-14-92
57	66.35	Carolyn Sue Cappetta(MA)	10-16-93
58	67.91	Carolyn Sue Cappetta(MA)	8-12-94
59	67.39i	Carolyn Sue Cappetta(MA)	2-25-95
60	69.00	Ann Cooper(AUS)	8- 5-89
	69.51	Betty Vosburgh(GA)	7-27-91
61	67.80	Irene Obera(CA)	7-22-95
62	67.97	Ann Cooper(AUS)	7-27-91
	80.0	Patricia Peterson(NY)	6- 5-88
	p79.09	Anne Yudell(NC)	5- 6-95
63	72.24	Paula Schneiderhan(FRG)	6-27-85
	74.43	Janet Freeman(OH)	7-22-95
64	74.40	Paula Schneiderhan(FRG)	8- 1-86
	78.47i	Betty Vosburgh(GA)	3-30-96
65	76.24	Aileen Hogan(AUS)	12- 5-87
	82.3	Josephine Kolda(CA)	10- 1-83
66	73.71	Anna Mangler(FRG)	8- 5-89
	81.8	Patricia Peterson(NY)	7-12-92
67	75.63	Paula Schneiderhan(FRG)	8- 5-89
	79.96	Sumi Onodera(CA)	7-22-95
68	78.3	Audrey Reid(RSA)	9-17-83
	83.78	Johnnye Valien(TX)	10-16-93
69	74.73	Paula Schneiderhan(FRG)	7-27-91
	83.87	Patricia Peterson(NY)	7- 7-95
70	79.14	Anna Mangler(FRG)	10-16-93
	85.17	Patricia Peterson(NY)	8-22-96
71	80.5	Audrey Reid(RSA)	4- 5-86
	88.04	Diane Friedman(OH)	8-14-92
72	79.49	Anna Mangler(FRG)	7-22-95
	90.06	Polly Clarke(CO)	8- 7-82
73	84.23	Polly Clarke(CO)	9-28-83
74	88.58	Polly Clarke(CO)	9- 2-84
75	89.62	Polly Clarke(CO)	8-25-85
76	91.1	Polly Clarke(CO)	7-20-86
77	95.70	Polly Clarke(CO)	6-25-88
78	96.7	Polly Clarke(CO)	8-12-88
79	98.48	Polly Clarke(CO)	8- 5-89
80	1:40.45	Polly Clarke(CO)	8- 3-90
81	2:07.20	Pearl Mehl(CO)	7- 7-95
82	2:09.08	Nora Wedemo(SWE)	7-22-95
	2:20.51	Pearl Mehl(CO)	8-16-96
83	1:58.88	Rosario Iglesias(MEX)	10-16-93
	2:21.5	Anna Ward(MO)	5-30-88
84	2:02.47	Rosario Iglesias(MEX)	7-22-95
	2:36.50	Anna Ward(MO)	6-22-89
85	2:31.2	Ivy Granstrom(CAN)	10-17-96
	2:50.3	Mary Ames(CA)	7-17-88
86	2:57.4	Mary Ames(CA)	5- 7-89
88	3:54.3	Marion Higgins(CA)	6-28-81
92	3:45.62	Bertha Holt(OR)	6-29-96

800 METERS

35	1:57.25	Doina Melinte(ROM)	6-28-92
	2:02.83	Ruth Wysocki(CA)	5-23-92
36	1:56.53	Lyubov Gurina(URS)	7-30-94
	2:14.3h	Reiko Duba(CA)	1- 9-81
37	1:57.76	Lyubov Gurina(URS)	7-22-95
	2:19.83	Nancy Shafer(OH)	8- 7-88
38	1:58.70h	Lyubov Gurina(URS)	8-11-95
	1:58.7	Ileana Silai(ROM)	8-21-80
	2:00.20	Ruth Wysocki(CA)	5- 4-95
39	2:08.0	Anne McKenzie(RSA)	7-17-65
	2:21.7	Susanne Houlton(GA)	7-27-86
	p2:00.20	Ruth Wysocki(CA)	- -96
40	2:00.52	Y. Podkopayeva(URS)	7- 1-92
	2:23.2	Barbara Pike(CA)	6-27-82
	p2:22.99	Pam Williams(US)	8-13-94
41	2:01.59i	Y. Podkopayeva(URS)	2- 6-94
	2:22.7i	Barbara Pike(MA)	2- 5-83
42	1:59.25	Y. Podkopayeva(URS)	6-30-94
	2:21.91	Susanne Houlton(GA)	7-23-89
	p1:59.10	Y. Podkopayeva(URS)	- -94
43	2:17.4	Pat Ann Gallagher(GBR)	7- 8-89
	2:19.4	Laurie Binder(CA)	8- 1-91
44	2:15.66	Judy Daly(AUS)	7-21-91
	2:21.75	Dee Dee Grafius(CA)	8-13-93
45	2:14.92	Barbara Blurton(GBR)	2-16-96
	2:18.87	Dee Dee Grafius(CA)	5-14-94
46	2:19.4	Anne McKenzie(RSA)	12-29-71
	2:20.67	Dee Dee Grafius(CA)	7-18-95
47	2:17.06	Judy Bandiera(AUS)	10-10-93
	2:27.9	Marilyn Harbin(CA)	3-10-85
48	2:20.3	Anne McKenzie(RSA)	1-19-74
	2:26.2	Shirley Matson(CA)	9-16-89
49	2:17.69	Barbara Lehmann(FRG)	8- 9-91
	2:26.6	Shirley Matson(CA)	9- 8-90
50	2:21.05	Barbara Lehmann(FRG)	5-23-92
	2:32.12	Linda Upton(MA)	8-13-93
51	2:25.29	Shirley Matson(CA)	8-15-92
52	2:21.9	Carolyn Oxton(GBR)	7-24-96
	2:33.9	Yvette La Vigne(CA)	6-13-92
53	2:31.61	Kristina Karlsson(SWE)	10-10-93
	2:35.70	Carolyn Cappetta(MA)	8- 1-89
54	2:33.59i	Gerda Van Kootin(HOL)	2-13-94
	2:40.3	Vicky Bigelow(CA)	9-16-89
55	2:30.53	Jane Arnold(CT)	6- 8-96
56	2:33.40	Diane Palmason(CAN)	8-13-94
	2:39.7	Vicky Bigelow(CA)	7-18-92
57	2:32.17	Diane Palmason(CAN)	7-18-95
	2:41.5	Vicky Bigelow(CA)	6-12-93
58	2:43.71h	Jean Horne(CAN)	7-20-91
	2:49.9	Joyce Hals(MA)	7-13-91
59	2:44.54	Jean Horne(CAN)	8-15-92
	2:47.39	Joyce Hals(MA)	7-21-91
60	2:44.22i	Carolyn Sue Cappetta(MA)	3-17-96
61	2:47.31	Jean Horne(CAN)	8-13-94
	2:51.28	Vicky Bigelow(CA)	8-22-96
62	2:49.72	Jean Horne(CAN)	7-18-95
	3:03.7i	Grace Butcher(IL)	3- 2-96
63	2:46.87	Jean Horne(CAN)	8-22-96
	3:17.1	Jaclyn Caselli(CA)	5-19-84
64	3:06.61	Gunnel Lundkvist(SWE)	7-21-91
	3:13.32	Jaclyn Caselli(CA)	6-23-85
65	2:54.5	Toni Borthwick(GBR)	7-28-96
	3:08.21	Mary Storey(CA)	7-23-89
66	3:03.10	Anna Mangler(FRG)	8- 1-89
	3:15.1	Margareta Lambert(CO)	5-27-87
67	3:04.80	Anna Mangler(FRG)	6-30-90
	3:11.78	Sumi Onodera(CA)	7- 8-95
68	3:03.14	Gerry Davidson(CA)	7-23-89
69	3:21.33	Louise Adams(CO)	7-21-91
70	3:13.66	Nina Naumenko(URS)	7-18-95
	3:24.80	Gerry Davidson(CA)	7-21-91
71	3:14.90	Britta Tibbling(SWE)	8- 1-89
	3:34.07	Louise Adams(CO)	8-13-93
72	3:26.53	Hazel Cameron(CAN)	8-22-96
	3:30.0	Polly Clarke(CO)	8- 8-82
73	3:34.69	Polly Clarke(CO)	9-24-83
74	3:32.29	Johanna Luther(FRG)	11-29-87
	3:43.85i	Louise Adams(CO)	3-31-96
75	3:32.98	Johanna Luther(FRG)	8- 1-89
	3:37.19	Pearl Mehl(CO)	9- 2-89
76	3:52.09	Polly Clarke(CO)	7-18-86
77	3:39.25	Johanna Luther(FRG)	7-21-91
	3:58.41	Pearl Mehl(CO)	9- 1-91
78	3:58.5	Bess James(CA)	6-18-88
79	4:15.07	Bess James(CA)	8- 1-89
80	3:54.81	Johanna Luther(FRG)	10-10-93
	4:59.20	Pearl Mehl(CO)	8-13-94
81	4:43.2	Ivy Granstrom(CAN)	10-21-92

	5:51.51	Pearl Mehl(CO)	7-18-95
82	4:48.59	Ivy Granstrom(CAN)	10-10-93
	5:19.86i	Pearl Mehl(CO)	3-31-96
83	4:23.48	Rosario Iglesias(MEX)	10-10-93
	5:12	Anne Clarke(IL)	7-10-93
84	4:31.35	Rosario Iglesias(MEX)	7-18-95
	5:50.2	Hulda Crooks(CA)	7-13-80
85	5:15.1	Ivy Granstrom(CAN)	10-17-96
	6:14.1	Mary Ames(CA)	9- 3-88
86	5:14.43	Matsue Nishiyama(JPN)	10-10-93
	6:38.6	Mary Ames(CA)	6-18-89
88	7:28.6	Eula Weaver(CA)	6-26-77

1500 METERS

35	3:57.73	Maricica Puica(ROM)	8-30-85
	4:11.04	Ruth Wysocki(CA)	5-22-92
	p4:10.94	Lynn Jennings(NH)	- -96
36	4:02.47	Lyubov Gurina(URS)	8- 2-94
	4:39.5	Nancy Shafer(OH)	8-15-87
37	3:58.5	Ileana Silai(ROM)	6-16-79
	4:12.45	Mary Slaney(OR)	5-11-96
	p4:07.51	Mary Slaney(OR)	- -96
38	4:00.83h	Ruth Wysocki(CA)	8- 7-95
39	4:06.91	Y. Podkopayeva(URS)	3- 1-92
	4:07.6	Ruth Wysocki(CA)	5-11-96
40	4:02.03	Y. Podkopayeva(URS)	8- 8-92
	4:41.3	Laurie Binder(CA)	8-15-87
41	4:02.48	Y. Podkopayeva(URS)	8- 7-95
	4:38.73	C. Urish-mclatchie(TX)	10-16-93
42	3:59.10	Y. Podkopayeva(URS)	7-18-94
	4:39.8	Miki Gorman(CA)	9- 3-77
43	4:03.43	Y. Podkopayeva(URS)	7-25-95
	4:47.3	Sandra Knott(OH)	1-14-81
44	4:02.76	Y. Podkopayeva(URS)	7- -96
	4:51.8	C. Urish-mclatchie(TX)	5-24-96
45	4:34.93	Jutta Pedersen(SWE)	7-17-92
	4:48.19	Joan Colman(CA)	8- 5-89
46	4:41.3	Gudelieve Roggeman(BEL)	7-16-86
	4:53.59	Carol Flexer(WA)	8- 5-89
47	4:45.84	Barbara Lehmann(FRG)	8- 5-89
	4:59	Marilyn Harbin(CA)	3-10-85
48	4:48.22	Shirley Matson(CA)	8- 5-89
49	4:45.97	Pat Ann Gallagher(GBR)	7-22-95
	5:00.0	Shirley Matson(CA)	9- 8-90
50	4:48.26	Barbara Lehmann(FRG)	6- 6-92
	4:55.2	Gina Faust(CA)	7-15-87
51	4:56.18	Rignor Ostertvnd(DEN)	7-22-95
	4:57.44	Shirley Matson(CA)	8-16-92
52	4:50.5	Carolyn Oxton(GBR)	7-28-96
	5:13.3	Mila Kania(NY)	6-19-83
53	4:48.78	Carolyn Oxton(GBR)	9- 1-96
	5:18.4	Vicky Bigelow(CA)	4-29-89
54	5:04.45	Edeltraud Pohl(FRG)	7-12-91
	5:12.9	Margaret Miller(CA)	6-21-80
55	5:03.33	Edeltraud Pohl(FRG)	8-17-91
	5:25.86	Jane Arnold(CT)	8-18-96
56	5:14.2	Vicky Bigelow(CA)	6-13-92
57	5:14.86	Diane Palmason(CAN)	7-22-95
	5:23.9	Vicky Bigelow(CA)	7-25-92
58	5:17.19	Jean Horne(CAN)	7-27-91
	5:54.3	Anne Trigg(FL)	4- 9-83
59	5:25.34	Marion Irvine(CA)	8- 5-89
60	5:36	Jean Albury(AUS)	4-14-90
	5:39.96	Vicky Bigelow(CA)	7-22-95
61	5:44.81	Shirley Brasher(AUS)	12- 5-87
	5:46.61	Marion Irvine(CA)	7-27-91
	5:46.69	Vicky Bigelow(CA)	8-24-96
	p5:38.42	Inge Schutt(FRG)	8-17-91
62	5:48.17	Molly Turner(CAN)	8-24-96
	5:55.47	Marion Irvine(CA)	8-16-92
63	5:46.10	Jean Horne(CAN)	8-24-96
	6:04.6	Pat Dixon(OR)	7- 2-82
64	6:02.42	Thelma Sells(AUS)	12- 5-87
	6:17.58	Jaclyn Caselli(CA)	6-29-85
65	6:02.68	Shirley Brasher(AUS)	4-18-92
	6:26.49	Jaclyn Caselli(CA)	7-19-86
66	6:10.17	Britta Tibbling(SWE)	8-25-84
	6:36.31	Helen Bueme(NY)	7-26-96
67	6:06.43	Nina Naumenko(URS)	6-11-92
	6:52.9	Margareta Lambert(CO)	9- 5-87
68	6:13.39	Britta Tibbling(SWE)	7-30-86
	6:43.12	Gerry Davidson(CA)	8- 5-89
69	6:16.47	Britta Tibbling(SWE)	12- 5-87
	6:47.56	Louise Adams(CO)	7-27-91
70	6:14.52	Nina Naumenko(URS)	7-22-95
	6:42.2	Pat Dixon(OR)	6-30-89
71	6:39.04	Britta Tibbling(SWE)	7-22-89
	7:05.75	Louise Adams(CO)	8-14-93
72	6:58.10	Hazel Cameron(CAN)	8-24-96
	7:03.00	Louise Adams(CO)	8-14-94
73	6:45.89	Britta Tibbling(SWE)	7-27-91
	7:05.37	Algene Williams(IL)	8- 5-89
74	6:48.72	Johanna Luther(FRG)	12- 5-87
	7:29.8	Gerry Davidson(CA)	4-23-95
75	7:09.94	Lenore Marvin(CAN)	7-22-95
	7:42.30	Bess James(CA)	6-29-85
76	7:09.72	Johanna Luther(FRG)	8- 5-89
	8:02.42	Pearl Mehl(CO)	8- 5-90
77	7:06.13	Johanna Luther(FRG)	7-27-91
	8:37.49	Pearl Mehl(CO)	7-27-91
78	9:06.31	Pearl Mehl(CO)	8-16-92
79	8:11.8	Anne Clarke(IL)	7- 8-89
80	7:32.22	Johanna Luther(FRG)	10-16-93
	8:33.8	Anne Clarke(IL)	7- 7-90
81	8:36.90	Anne Clarke(IL)	7-27-91
82	9:05.8	Anne Clarke(IL)	7-11-92
83	8:47.41	Rosario Iglesias(MEX)	10-16-93
	11:09.2	Anna Ward(MO)	5-30-88
84	8:54.71	Rosario Iglesias(MEX)	7-22-95
	11:33.0	Hulda Crooks(CA)	7-12-80
85	11:02.0	Ivy Granstrom(CAN)	10-17-96
	11:43.2	Anna Ward(MO)	6- 2-90
86	12:49.81	Marilla Salisbury(CA)	9-18-93
88	16:34.6	Eula Weaver(CA)	6-26-77
90	17:15	Eula Weaver(CA)	8-18-79

ONE MILE

35	4:17.33	Maricica Puica(ROM)	8-21-85
	4:39.81i	Ruth Wysocki(CA)	2-13-93
36	4:22.11	Maricica Puica(ROM)	9- 5-86
	5:01.52	Nancy Noonan(OH)	6-30-84
37	4:41.33i	Maricica Puica(ROM)	2-13-88
	5:07.3	Carla Hervert(IL)	7-13-96
38	4:29.36	Y. Podkopayeva(URS)	8- -90
	4:38.20i	Ruth Wysocki(CA)	2- 3-96
39	5:18.23	Christine Monroe(NZL)	11-10-90
	5:19.5	Barbara Pike(CA)	7-12-81
	p4:37.73	Ruth Wysocki(CA)	- -96
40	4:23.78	Y. Podkopayeva(URS)	6- 9-93
	4:54.69	Doris Heritage(WA)	4-23-83
41	4:28.75	Y. Podkopayeva(URS)	9-10-93
	5:12.5	Sandra Knott(OH)	8- 4-79
42	5:04.5	Pat Ann Gallagher(GBR)	12- 6-87
	5:15.0	Sandra Knott(OH)	6-21-80
	p4:25.02	Y. Podkopayeva(URS)	- -95
43	4:24.91	Y. Podkopayeva(URS)	7-12-95
	4:54.0	Laurie Binder(CA)	8- 8-91
44	4:26.32	Y. Podkopayeva(URS)	8-11-96
	5:21.8i	Barbara Pike(MA)	1-19-86
45	5:02.31	Heather Mathews(NZL)	11-16-91
	5:28.9	Marilyn Harbin(CA)	2-29-83
46	5:19.9	Elaine Statham(GBR)	9-16-90
	5:21.5	Carol Flexer(WA)	7-19-89
47	5:14.7	Sandra Knott(OH)	8- 3-85
48	5:34.4i	Vicky Bigelow(CA)	3- 2-84
49	5:33.5	Dorothy Stock(CA)	9-15-81
50	5:24.6	Elaine Statham(GBR)	8-27-94
	5:54.7i	Chris McKenzie(NY)	3-27-82
51	5:29.39	Jeanne Hoagland(CA)	12- 6-87
52	5:50.4i	Mila Kania(NY)	3-18-84
53	5:50.26i	Jo Marchetti(CT)	3-30-96
54	5:56.8	Margaret Miller(CA)	6- 7-80
55	5:35.0	Gerda Van Kootin(HOL)	4-26-94
	5:50.6	Margaret Miller(CA)	2- 7-81
56	6:02.4i	Molly Turner(CAN)	2-24-90
	6:19.3i	Gloria Brown(NY)	3-27-88
57	6:20.41	Anne Trigg(FL)	1- 2-82
58	6:40.4i	Mary Lou Carlson(US)	2-19-86
59	6:21.5i	Toshiko D'Elia(NJ)	2-26-89
60	6:37.8	Myr Vancaekenberghe(BEL)	8-11-95
	6:43.9i	Gloria Brown(NY)	1-25-92
61	6:42.90	Elizabeth Szawlowski(MA)	6-24-94
	p6:42.13	Connie Shaw(CAN)	6- 8-89
62	6:43.6	Isabel Foley(NZL)	3-14-96
	6:48.6	Pat Dixon(OR)	7-17-81

63	6:24.8	Joselyn Ross(GBR)	9-18-91
	6:35	Pat Dixon(OR)	7-23-82
64	7:41	Dottie Gray(MO)	7-13-89
65	6:41.64	Rosamund Dashwood(CAN)	6- 8-89
	7:07	Kay Atkinson(CA)	10-30-82
66	6:55.6	Pat Dixon(OR)	6-22-85
67	8:19	Polly Clarke(CO)	6-20-78
68	7:11.10	Pat Dixon(OR)	12- 6-87
69	7:58i	Pearl Mehl(CO)	1-21-84
70	7:26.0	Pat Dixon(OR)	6-24-89
71	8:11i	Grace Bulger(GBR)	11- -91
	12:15i	Edna Berg(MT)	1-11-87
72	8:18.2i	Margaret Lopez(NJ)	3-24-84
73	7:29.22i	Pearl Mehl(CO)	3-28-87
74	8:06.38i	Louise Adams(CO)	3-30-96
75	13:12	Marilla Salisbury(CA)	7-26-83
76	8:58.8	Ivy Granstrom(CAN)	10-18-87
	13:14	Marilla Salisbury(CA)	6- 7-84
77	p14:48.4	Ellen Julius(FL)	10-25-88
78	10:04.0i	Mary Varani(MI)	3-23-96
79	12:57.0	Marilla Salisbury(CA)	7-11-87
80	9:49.40	Ivy Granstrom(CAN)	5-31-92
82	13:27.51i	Pearl Mehl(CO)	3-30-96
84	12:03.93i	Ivy Granstrom(CAN)	3-30-96

3000 METERS

35	8:27.83	Maricica Puica(ROM)	9- 7-85
	8:51.84	F. Larrieu-smith(TX)	5- -88
	p8:43.72	Lynn Jennings(NH)	- -96
36	8:35.92	Maricica Puica(ROM)	8-28-86
	10:16.8i	Carla Hervert(IL)	3-17-96
37	8:39.45	Maricica Puica(ROM)	9- 1-87
	8:51.14	Mary Slaney(OR)	5-26-96
38	8:56.55	Ruth Wysocki(CA)	8-27-95
39	9:26.11	Kirsten Hausken(NOR)	8- 1-87
	9:58.94	Darsi Bowden(CA)	5-12-90
40	9:11.2	Joyce Smith(GBR)	4-30-78
	9:59.0	Laurie Binder(CA)	7-30-88
41	10:04	Miki Gorman(CA)	5-22-77
	p10:03.2	Helga Krause(FRG)	8-20-77
42	9:40.2	Joyce Smith(GBR)	4-19-80
	10:15.4i	Nancy Oshier(NY)	1-27-91
	p9:22.6	Evy Palm(SWE)	- -84
43	9:50.4	Laurie Binder(CA)	9- 8-90
	p9:25.62	Evy Palm(SWE)	- -85
44	10:22.2i	Mary Wood(CO)	4- 2-89
45	9:31.38	Evy Palm(SWE)	7- 7-87
	10:46.6i	Barbara Pike(MA)	12-13-86
46	9:34.7	Joyce Smith(GBR)	9-15-84
	10:19.4	Joan Colman(CA)	9- 8-90
47	9:45.6	Joyce Smith(GBR)	6-30-85
	10:53.2	Linda Sipprelle(PA)	6-11-82
48	10:00.6	Joyce Smith(GBR)	8-24-86
	10:41.8	Vicky Bigelow(CA)	3-22-84
49	10:26.2	Edeltraud Pohl(FRG)	8-29-85
	10:30.4	Shirley Matson(CA)	9- 8-90
50	10:34.2	Valborg Ostberg(NOR)	7- 5-81
	10:44.0i	Joan Ottaway(CA)	2-12-95
51	10:38.44	Edeltraud Pohl(FRG)	8-27-87
	11:01.0	Gina Faust(CA)	8- 6-88
52	10:24.01	Edeltraud Pohl(FRG)	8-25-88
	11:41.8	Gloria Brown(NY)	8- 4-84
53	11:00.4	Edeltraud Pohl(FRG)	7-19-89
	12:12.2	Kay Willoughby(CA)	9-16-89
	p11:38	Zofia Turosz(CT)	7-14-91
54	10:56.76	Edeltraud Pohl(FRG)	6- 5-91
	11:14.6	Vicky Bigelow(CA)	9-16-89
55	10:47.94	Edeltraud Pohl(FRG)	8-29-91
	11:05.2	Shirley Matson(CA)	9- 8-96
56	11:50.9	Kirsten Garbo(NOR)	8-20-83
	12:23.6i	Gloria Brown(NY)	3-27-88
57	11:13.11	Gerda Van Kootin(HOL)	7- 2-96
	12:30.8i	Ruth Droege(US)	3- 8-86
58	11:45.94i	Molly Turner(CAN)	4- 5-92
	13:06.0yi	Gladys Lehman(CA)	2-22-81
59	11:20.2	Marion Irvine(CA)	9-16-89
60	12:01.65	Denise Alfvoet(BEL)	5-16-96
	12:25.6	Margaret Miller(CA)	7-23-86
61	12:26.8	Vicky Bigelow(CA)	9- 8-96
	12:26.8	Lieselotte Schultz(FRG)	6-13-81
62	12:22.6	Lydia Backes(FRG)	8- 6-88
	14:29.2	Kit Pickles(CA)	7-30-88
63	13:08.4i	Marija Borovkova(URS)	4- 5-96
64	12:57.0	Jaclyn Caselli(CA)	7-20-85
65	12:38.50	Lieselotte Schultz(FRG)	9-21-85
	13:15.6	Jaclyn Caselli(CA)	7- 6-86
66	13:00.0	Lieselotte Schultz(FRG)	9-14-86
	13:33.2	Jaclyn Caselli(CA)	7-18-87
67	13:34.6	Lenore Marvin( )	12-10-87
68	13:49.0	Pat Dixon(OR)	7-24-87
69	13:48.4	Josefa Vocos(ARG)	11-24-95
	15:30.0	Judy Simon(CA)	8-10-85
70	13:27.8i	Nina Naumenko(URS)	4- 5-96
	15:15.10i	Ellen McCoy(MN)	3-24-91
	p14:26.0	Pat Dixon(OR)	- -
71	14:25.2	Johanna Luther(FRG)	9-22-84
	15:01.41	Pat Dixon(OR)	6-23-90
72	14:47.4	Johanna Luther(FRG)	4-10-86
	17:33.94	Marie Stafford(OR)	6-21-92
73	15:27.4	Ivy Granstrom(CAN)	7-27-85
	15:29.51i	Louise Adams(CO)	2-26-95
74	15:41.13	Louise Adams(CO)	3-29-96
75	15:53.6i	Pearl Mehl(CO)	4- 2-89
76	16:58.2	Algene Williams(IL)	7-11-92
77	16:33.0	Berta Hielscher(FRG)	9-13-86
	20:27.0i	Pearl Mehl(CO)	3-24-91
78	20:55.2yi	Mary Varani(MI)	3-23-96
79	21:52.09i	Pearl Mehl(CO)	3-20-93
80	18:20.6	Anne Clarke(IL)	7- 7-90
82	26:53.20i	Pearl Mehl(CO)	3-29-96
	p26:27	Zuzanna Grochocka(NY)	7-25-87
84	23:41.32i	Ivy Granstrom(CAN)	3-29-96
	25:09.0	Mary Ames(CA)	5-30-87
85	25:29.6	Mary Ames(CA)	4-30-88

TWO MILES

35	10:24.13i	C. Urish-mclatchie(TX)	3-29-87
36	11:54.4i	Rita Doherty(MA)	2- 8-85
37	12:20.01i	Rita Doherty(MA)	3-24-85
38	11:23	Judy Fox(CA)	11- 3-78
39	11:39.6i	Nina Kuscsik(US)	1-11-78
40	11:09i	Barbara Pike(CA)	3-28-82
41	10:39.6	C. Urish-mclatchie(TX)	7-16-93
42	11:38.0	Linda Sipprelle(DC)	8-29-77
43	10:36	Laurie Binder(CA)	7-18-91
44	11:36.4	Mary Czarapata(WI)	9-29-79
	p11:35.7i	Carrie Parsi(MA)	2- 5-83
45	11:43.0	Mary Czarapata(WI)	9-13-80
46	11:50	Mary Czarapata(WI)	9-10-81
47	14:50i	Beverly Nolan(MA)	3-28-82
48	13:10.35i	Mary Cullen(TX)	3-29-87
49	12:48i	Chris McKenzie(NY)	3-29-81
50	11:57.4i	Mila Kania(NY)	3-14-82
51	12:52.2i	Ruth Anderson(CA)	2-22-81
52	12:37.2i	Mila Kania(NY)	3-24-84
53	13:27	Janet Grenda(NY)	3-15-80
54	12:13.0	Margaret Miller(CA)	6- 7-80
55	13:41	Melba Hatch(MI)	5-20-84
57	13:46	Melba Hatch(MI)	7-23-85
58	13:06.0i	Gladys Lehman(CA)	2-22-81
59	15:20.2	Marcia McChesney(OR)	6-16-89
61	19:48	Florence Fawley(OH)	5-27-84
62	20:04	June Barnes(OH)	5-27-84
63	14:59i	Ernestine Yeomans(CAN)	2-20-83
64	18:21i	Ernestine Yeomans(CAN)	1- 8-84
65	19:13.0	Ruth Leff(WI)	6-20-92
66	18:12.4i	Adrienne Salmini(NM)	3-14-82
67	19:03.0i	Adrienne Salmini(NM)	3-20-83
69	16:37.2i	Pearl Mehl(CO)	2-19-84
70	16:24i	Pearl Mehl(CO)	2-17-85
71	19:23.2	Ivy Granstrom(CAN)	6-25-83
	25:22i	Edna Berg(MT)	1-11-87
72	17:40.0i	Margaret Lopez(NJ)	3-24-84
73	15:30.0i	Pearl Mehl(CO)	3-29-87
74	26:34	Marilla Salisbury(CA)	8-23-81
75	27:30	Marilla Salisbury(CA)	7-26-83
76	27:39	Marilla Salisbury(CA)	6- 7-84
78	20:55.2i	Mary Varani(MI)	3-23-96
80	21:18.6	Ivy Granstrom(CAN)	6-28-92

5000 METERS

35	15:11.28	Lynn Jennings(NH)	7-10-95
36	15:23.48	Maricica Puica(ROM)	7-19-87
	17:17.2	Nancy Mieszcak(TX)	8- 9-85

37	15:29.91	Mary Slaney(OR)	6-17-96
	p15:29.39	Mary Slaney(OR)	- -96
38	16:18.54	Kim Jones(WA)	8-15-96
39	16:23.26	Kirsten Hausken(NOR)	8- 5-87
	17:34.0	Judy Fox(CA)	5-31-80
	p17:26.0	Georgette Green(TX)	8- 6-88
40	16:44.28	Gabrielle Anderson(ID)	6-25-85
41	16:13.8	Priscilla Welch(GBR)	1-25-86
	16:58.0	Miki Gorman(CA)	2-13-77
42	15:51.7	Nicole Leveque(FRA)	6-12-94
	17:59.6	Laurie Binder(CA)	6- 9-90
43	16:02.88	Evy Palm(SWE)	7-17-85
	17:35	Shirley Matson(CA)	8-25-84
44	16:10.97	Evy Palm(SWE)	8- 5-86
	17:42.69	Mary Wood(CO)	7-22-89
45	16:17.6	Evy Palm(SWE)	7- 4-87
	17:45.03	Joan Colman(CA)	8- 4-89
46	17:43.55	Els Raap(HOL)	6-12-93
	18:01.78	Carol Flexer(WA)	8- 4-89
47	17:40.77	Elaine Statham(GBR)	7-25-91
	17:59.0	Vicky Bigelow(CA)	7-24-82
48	17:48.60	Shirley Matson(CA)	8- 4-89
49	18:01.8	Edeltraud Pohl(FRG)	8-22-85
	18:41.4	Vicky Bigelow(CA)	8-19-84
50	17:25.6	Shirley Matson(CA)	9-26-91
51	18:02.0	Shirley Matson(CA)	8-13-92
52	18:14.59	Edeltraud Pohl(FRG)	7-30-88
	18:34.18	Joan Ottaway(CA)	8-23-96
53	18:43.02	Edeltraud Pohl(FRG)	8- 4-89
	19:11.69	Mila Kania(NY)	8-17-84
54	18:25.58	Edeltraud Pohl(FRG)	5- 5-91
	19:17.72	Vicky Bigelow(CA)	8- 4-89
55	18:32.6	Edeltraud Pohl(FRG)	1-25-92
	18:43.65	Shirley Matson(CA)	8-23-96
56	19:07.2	Jean Albury(AUS)	3-28-86
	21:04.76	Christine Curtis(WA)	8-11-94
57	19:44.77	Myfanwy Loudon(GBR)	7-25-91
	20:42.8	Toshiko D'Elia(NJ)	6- 7-87
58	19:26.6	Jean Albury(AUS)	12- 1-87
	20:29.4	Marion Irvine(CA)	12- 1-87
59	19:32.07	Marion Irvine(CA)	8- 4-89
60	19:14.8	Marion Irvine(CA)	10-19-89
61	20:15.8	Marion Irvine(CA)	9-26-91
62	20:51.63	Shirley Brasher(AUS)	8- 4-89
	21:03.6	Marion Irvine(CA)	8-13-92
63	21:08.74	Joselyn Ross(GBR)	7-25-91
	21:48.87	June Machala(WA)	8-11-94
64	22:20	Helen Dick(CA)	7-16-89
65	21:37.8	Joselyn Ross(GBR)	8-14-93
	22:15.84	June Machala(WA)	8-15-96
66	22:16.8	Jose Waller(GBR)	10- 2-88
	23:38	Rita Tomassini(GA)	6- 6-87
	p21:56.88	Marie Luise Schwarz(GER)	5-20-91
67	22:48.85	Louise Adams(CO)	8- 4-89
68	23:35.78	Sophie Wisman(HOL)	6-15-96
	23:59.52	Jaclyn Caselli(CA)	8- 4-89
69	22:46.68	Lenore Marvin(CAN)	8- 4-89
	24:27.76	Louise Adams(CO)	7-25-91
70	23:21.2	Jose Waller(GBR)	10- 4-92
	24:19.68	Elisabeth Vanbattum(LA)	8-11-94
71	23:38.10	Jose Waller(GBR)	7-17-93
	25:27.0	Louise Adams(CO)	8-11-93
72	25:09.94	Louise Adams(CO)	8-11-94
73	25:23.79	Algene Williams(IL)	8- 4-89
74	25:40.6	Johanna Luther(FRG)	12- 1-87
	27:22.40	Louise Adams(CO)	8-23-96
75	27:10.76	Algene Williams(IL)	7-25-91
76	25:32.33	Johanna Luther(FRG)	9- 2-89
	31:21.00	Mary Haines(CT)	7-25-91
77	26:10.97	Johanna Luther(FRG)	7-25-91
	30:12.51	Bess James(CA)	8-16-87
78	34:46.93	Ailsa Forbes(NZL)	8- 4-89
	39:04.2	Pearl Mehl(CO)	8-13-92
79	30:22.66	Anne Clarke(IL)	8- 4-89
80	28:32.67	Johanna Luther(FRG)	10-11-93
	30:21.85	Mavis Lindgren(CA)	8-16-87
81	30:59.08	Anne Clarke(IL)	7-25-91
82	32:56.74	Ivy Granstrom(CAN)	8- 5-94
	39:47.8	Hulda Crooks(CA)	6-24-78
83	35:30.31	Ivy Granstrom(CAN)	7- 6-95
	39:09	Mary Ames(CA)	2-14-87
84	34:55.97	Ivy Granstrom(CAN)	8-11-96
	40:05	Mary Ames(CA)	5-30-87
85	41:56.2	Mary Ames(CA)	4-30-88
86	37:02.30	Matsue Nishiyama(JPN)	10-11-93

10,000 METERS

35	31:20.28	Ingrid Kristiansen(NOR)	8-10-91
	31:35.52	F. Larrieu-smith(TX)	9-30-88
36	33:10.62	Magda Llands(BEL)	8-30-86
	34:07.8	Pat Storey(CA)	3-23-85
	p32:00.24	Tatyana Pozdnyakova(URS)	- -91
37	33:08.99	Ellen Wessinghage(FRG)	8- 2-85
	34:27.23	Regina Joyce(WA)	8-13-94
	p32:35.2	Charlotte Teske(FRG)	- -87
38	31:28.92	F. Larrieu-smith(TX)	4- 4-91
39	33:34.7	Priscilla Welch(GBR)	6- 2-84
	36:00.3	Judy Fox(CA)	6-27-80
40	33:50.02	Birgit Bringslid(SWE)	8- 3-86
	35:20.59	Laurie Binder(CA)	8-14-87
41	35:15.10	Doris Schlosser(FRG)	7-11-86
	37:49.63	Dawn Welch(OR)	8- 4-89
	p35:50	Miki Gorman(CA)	- -77
42	34:26.4	Joyce Smith(GBR)	2-27-80
	35:45.6	Miki Gorman(CA)	9- 3-77
43	32:12.07	Nicole Leveque(FRA)	8-13-94
	36:21.9	Miki Gorman(CA)	7-27-79
44	32:47.25	Evy Palm(SWE)	7- 5-86
	36:17.60	Mary Wood(CO)	8- 4-89
45	35:56.20	E. Mary Robinson(GBR)	7-17-93
	40:19.8	Dorothy Stock(CA)	6-24-78
	p32:41.98	Evy Palm(SWE)	- -87
46	32:34.05	Evy Palm(SWE)	9- 4-88
	38:52.28	Mary Wood(CO)	7-21-91
47	36:51.96	Els Raap(HOL)	7-15-94
	38:10.89	Joan Colman-ottaway(CA)	7-21-91
48	37:07.0	Edeltraud Pohl(FRG)	4-26-85
	38:19.8	Vicky Bigelow(CA)	8-21-83
49	38:33.24	Elaine Statham(GBR)	10- 8-93
	40:38.2	Dorothy Stock(CA)	6-19-82
50	37:35.0	Valborg Ostberg(NOR)	7-26-81
	39:38.09	Mary Wood(CO)	7-18-95
51	36:51.6	Edeltraud Pohl(FRG)	6-21-88
	37:38.67	Shirley Matson(CA)	8-15-92
52	39:59.79	G. Kvick Fleetwood(SWE)	7-18-95
	42:38.30	Judy Groombridge(WA)	8-15-92
53	36:51.28	Ursula Odermatt(SUI)	10- 8-93
	45:09	Barbara Dibble(AZ)	1-14-84
54	38:38.44	Edeltraud Pohl(FRG)	7- 4-91
	40:13.2	Margaret Miller(CA)	6-22-80
55	37:47.95	Edeltraud Pohl(FRG)	5- 6-92
	41:32.2	Toshiko D'Elia(NJ)	8-23-85
56	40:30.2	Jean Albury(AUS)	3-28-86
	42:21.96	Toshiko D'Elia(NJ)	7-18-86
57	42:12.8	Peggy Fletcher(GBR)	7-23-88
	43:09.8	Helen Dick(CA)	7-10-82
58	40:03.8	Jean Albury(AUS)	11-28-87
	42:39.8	Marion Irvine(CA)	11-28-87
59	40:37.13	Marion Irvine(CA)	8- 4-89
60	42:18	Jean Albury(AUS)	4-13-90
	47:26.4	Jaclyn Caselli(CA)	5-30-81
61	43:01.2	Joselyn Ross(GBR)	7- 9-89
	43:26.17	Marion Irvine(CA)	7-21-91
62	43:58.66	Shirley Brasher(AUS)	7-29-89
	44:39.05	Marion Irvine(CA)	8-15-92
63	44:51.0	Pat Dixon(OR)	7-16-82
64	47:00.46	Shirley Brasher(AUS)	7-21-91
	48:48.8	Jaclyn Caselli(CA)	6-22-85
65	44:21.0	Lieselotte Schultz(FRG)	7-16-85
	45:42.98	June Machala(WA)	8-17-96
66	47:27.6	Jose Waller(GBR)	7-31-88
	66:10.2	Amy Ernst(US)	5-30-88
67	44:30.97	Lieselotte Schultz(FRG)	8-13-87
	52:46.38	Althea Wetherbee(NY)	7-18-86
68	49:58.20	Pat Dixon(OR)	8-14-87
69	48:56.38	Jose Waller(GBR)	7-21-91
	64:52	Bess James(CA)	8-18-79
70	48:33.8	Jose Waller(GBR)	6- 7-92
	50:28.33	Pat Dixon(OR)	8- 4-89
71	48:10.98	Jose Waller(GBR)	7-17-93
	50:54	Mary Varani(MI)	6-24-89
72	52:17.28	Louise Adams(CO)	8-13-94
73	53:36.45	Algene Williams(IL)	8- 4-89
74	55:34.6	Johanna Luther(FRG)	11-28-87
	62:45.70	Bess James(CA)	9-25-83
75	53:20.50	Johanna Luther(FRG)	7-29-89
	56:59.33	Algene Williams(IL)	7-21-91
76	64:58.0	Ivy Granstrom(CAN)	11-28-87
	70:27.87	Mary Haines(CT)	7-21-91

77	53:13.63	Johanna Luther(FRG)	7-21-91
79	66:56.0	Berta Hielscher(FRG)	11-28-87
	93:46.4	Marilla Salisbury(CA)	8- 1-87
80	1:47:2	Marilla Salisbury(CA)	11-28-87
81	65:47.2	Anne Clarke(IL)	7- 6-91
82	73:33.0	Ivy Granstrom(CAN)	8-13-94
83	76:32.04	Ivy Granstrom(CAN)	7- 8-95
84	1:24:43.0	Mary Ames(CA)	7-11-87

ONE HOUR RUN

35	9-1044	15.439	Cindy Dalrymple(HI)	7-23-77
36	9-1124	15.512	Marylin Paul(OR)	7-20-74
37	10-195	16.272	Zina Marchant(GBR)	3-30-88
	9-1607	15.954	Vicki Foltz(US)	6-16-81
38	9-1144	15.530	Magda Vanmol(BEL)	9- 7-94
	9-549	14.986	Judy Groombridge(WA)	7-15-78
39	9-963	15.365	Magda Vanmol(BEL)	9-30-95
	9-565	15.001	Joni Pendleton(US)	6-17-86
40	10-401	16.460	B. Cardy-wise(GBR)	3- 8-92
	9-515	14.955	Judy Groombridge(WA)	7-10-80
41	9-1322	15.693	Dot Fellows(GBR)	9-17-86
	9-1044	15.439	Patricia Thomas(WA)	8-22-81
42	9-1322	15.693	Elaine Statham(GBR)	9-17-86
	9-575	15.010	Linda Sipprelle(DC)	10-12-77
43	9-1486	15.843	G. Marie Dehaes(BEL)	10- 4-96
	9-1197	15.579	Linda Sipprelle(DC)	7-29-78
44	9-812	15.227	P. Ketelslegers(BEL)	7-30-92
	9-545	14.982	Mary Czarapata(WI)	9-23-79
45	9-1609	15.955	P. Ketelslegers(BEL)	9-24-93
	9-376	14.828	Marilyn Harbin(CA)	3-26-83
46	9-876	15.285	P. Ketelslegers(BEL)	9- 7-94
	8-1693	14.423	Ruth Anderson(CA)	6-12-76
47	9-118	14.592	Jacqueline Beelen(BEL)	10- 7-94
	8-1291	14.055	Ruth Anderson(CA)	5-28-77
48	9-374	14.826	Dorothy Stock(CA)	8- 4-81
49	8-1504	14.250	Dorothy Stock(CA)	8-17-82
50	8-1564	14.305	Nicki Hobson(CA)	4-25-81
51	9-621	15.052	Greet Warnaar(HOL)	9-16-93
	8-1909	14.620	Nola Bruhn(WA)	8- 5-80
52	8-922	13.718	Margaret Miller(CA)	7-29-78
53	8-107	12.973	Barbara Meadows(AZ)	-11-48
54	8-706	13.520	Barbara Meadows(AZ)	11-10-84
55	8-694	13.509	M. Vancaekenberghe(BEL	9-29-90
	8-638	13.458	Barbara Meadows(AZ)	11-30-85
56	7-78	11.337	Violet Leonard(WV)	5- 8-77
	p7-434	11.662	Laurel Henley(US)	5- 7-72
57	8-145	13.007	Lisette Verbeeck(BEL)	10- 6-95
	7-128	11.382	Violet Leonard(WV)	5- 6-78
58	8-1477	14.225	Denise Alfvoet(BEL)	9- 9-94
	7-1021	12.199	Marcie Trent(AK)	7-18-76
59	7-1727	12.845	M. Vancaekenberghe(BEL	9-16-94
	7-550	11.768	Dorothy Stock(CA)	5-20-92
60	8-858	13.659	Denise Alfvoet(BEL)	10- 5-96
	6-1242	10.792	Virginia Hastings(CA)	6-11-85
61	8-10	12.884	Marcie Trent(AK)	7-28-79
62	8-219	13.075	Marcie Trent(AK)	7- -80
63	7-1370	12.518	Marcie Trent(AK)	7-18-81
64	6-496	10.110	Margaret Lee(HI)	7-14-84
65	7-0	11.265	Jaclyn Caselli(CA)	8- 2-86
66	7-977	12.159	B. De Preter(BEL)	6-10-95
	6-1024	10.592	Mary Lahaie(FL)	9-11-82
67	7-1314	12.467	B. De Preter(BEL)	10- 4-96
	7-87	11.345	Gerry Davidson(CA)	6-11-88
68	7-400	11.631	Gerry Davidson(CA)	5-24-89
69	5-397	8.410	Edna Berg(MT)	1-26-85
70	6-52	9.704	Alice Werbel(CA)	9-14-86
71	6-1371	10.910	Grace Bulger(GBR)	6-16-91
	5-5 i	8.051	Edna Berg(MT)	1-11-87
72	7-439	11.667	Jose Waller(GBR)	6-19-94
73	5-1124	9.075	Felicitas Salazar(CA)	8-17-82
74	5-1431	9.355	Felicitas Salazar(CA)	7-26-83
75	6-729	10.323	Grace Bulger(GBR)	6-18-95
	4-74	6.505	Marilla Salisbury(CA)	7-26-83
76	4-167	6.590	Marilla Salisbury(CA)	6- 7-84
78	3-1449	6.153	Marilla Salisbury(CA)	6-17-86
80	4-180	6.602	Marilla Salisbury(CA)	6-11-88
84	4-668	7.048	Mary Ames(CA)	7-11-87

2000 METER STEEPLECHASE

35	7:05.96	Veronica Boden(GBR)	7-17-94
	p8:22.89	Sue Grigsby(WA)	8-14-92
36	7:24.89	Jennifer Fisher(BER)	8-22-96
	8:10.04	Marylin Brandt(NY)	8- 4-95
37	7:48.32	Victoria Adams(NZL)	7-27-91
	7:55.84	Marylin Brandt(NY)	6- 1-96
38	7:22.34	Sally Young(GBR)	7-17-94
	8:05.51	Kim Rupert(CA)	10-13-93
39	7:29.70	Victoria Adams(NZL)	3-13-93
	7:58.54	Kim Rupert(CA)	8-12-94
40	8:07.6	Judith Stewart(NZL)	3- 4-89
41	7:57.65	Jane Holmes(GBR)	8- 5-89
	10:20.96	Susan Ward(CA)	8- 5-89
42	7:49.41	Maureen De St Croix(CAN)	7-23-95
	8:12.83	Susanne Houlton(GA)	8- 5-89
43	7:50.6	Antionette Shaw(AUS)	11-30-91
	9:05.83	Shelley Keeling(NY)	7-23-95
44	7:48.8	Antionette Shaw(AUS)	1- 4-92
	8:37.62	Shelley Keeling(NY)	6- 1-96
45	7:45.96	Joan Colman(CA)	8- 5-89
46	8:11.88	Judy Warick(CAN)	7-23-95
	13:59.32	Cheryl Kincaid(CA)	7-23-95
47	7:54.19	Margaret Orman(NZL)	8- 5-89
	8:06.60	Joan Colman-ottaway(CA)	7-27-91
48	7:50.2	Joan Colman-ottaway(CA)	7-25-92
49	7:38.08	Margaret Orman(NZL)	7-27-91
50	7:58.2	Margaret Orman(NZL)	3-14-92
	8:10.47	Joan Colman-ottaway(CA)	8-12-94
51	7:43.99	Margaret Orman(NZL)	3-13-93
	8:15.03	Joan Ottaway(CA)	7- 7-95
52	8:12.2	Margaret Orman(NZL)	7- 8-94
	10:06.19	Judy Groombridge(WA)	8-14-92
53	10:43.64	Rachel E. Rossouw(RSA)	7-23-95
54	10:26.4	Ruth Carrier(CAN)	6- 9-85
	10:28.34	Tami Graf(CA)	6-22-91
55	9:13.6	Jan Morray(AUS)	3-27-95
	9:52.28	Sally Strazdins(US)	8- 5-89
56	10:06.2	Ruth Carrier(CAN)	8- 2-87
	10:08.14	Madeline Bost(NZ)	8- 3-96
57	9:39.15	Madeline Bost(NZ)	8-22-96
58	10:10.4	Ruth Carrier(CAN)	6-11-89
59	12:22.27	Alet Ten Tusscher(RSA)	10-13-93
60	11:04.56	Ruth Carrier(CAN)	7-27-91
61	10:29.91	Nan Little(NZL)	4- 2-88
62	11:28.01	Ruth Carrier(CAN)	10-13-93
65	15:46.83	Mitsuko Miura(JPN)	10-13-93
66	12:44.78	Tina Smit(AUS)	4-18-92

100 METER HURDLES (30"/33")

35	13.13	Y. Chemyshova(RUS)	6-19-93
	13.60hep	Jane Frederick(CA)	9-26-87
	p13.59	Cindy Greiner(US)	8- 1-92
36	13.04	Y. Chernyshova(RUS)	6-19-94
	13.74hep	Jane Frederick(CA)	6-15-88
37	13.70whep	Jane Frederick(CA)	6-13-89
38	14.2	Judy Vernon(GBR)	7- 7-84
	18.8	Irene Thompson(NY)	7- 5-92
	w13.95	Judy Vernon(GBR)	8-21-84
39	14.4	Judy Vernon(GBR)	8-24-85
	14.7	Carmen Brown(US)	8-13-82
40	14.5	Judy Vernon(GBR)	7- 6-86
	15.71	Cherrie Sherrard(CA)	8- 1-79
41	15.4	Cherrie Sherrard(CA)	7-12-80
42	19.1	Sharon Bintliff(HI)	3-24-78
	p18.74	Marlene Altmann(FRG)	- -79
43	16.3	Cherrie Sherrard(CA)	7-24-82
44	15.2	Cherrie Sherrard(CA)	7- 3-83
45	16.3	Maeve Kyle(EIR)	6- -74
	16.6	Cherrie Sherrard(CA)	7- 7-84
46	17.3	Edith Graff(BEL)	10- 1-88
47	19.27dec	Christel Miller(CA)	8- 1-82
	p16.4	Hella Werner(FRG)	- -81
	p16.9	Verny Falkeborg(DEN)	- -81
51	19.33	Hella Werner(FRG)	10- 4-86
52	19.7	Veronica Welgemoed(RSA)	3-23-84
	21.5	Alice Leicht(CA)	9- 8-84
54	20.9	Shirley Kinsey(CA)	8-21-83

Joy Upshaw-Margerum winning the W35-39 400H with a U.S. record 64.40, 1996 USATF Masters Championships, Spokane. She shared the Outstanding Track Athlete title for W35-39 with distance runner Kim Jones.

Photo by Suzy Hess

80 METER HURDLES (30")

40	11.78	Deby Sweezey(CA)	8-12-93
	11.78	Judy Vernon(GBR)	8- 1-86
	11.8	Eileen Hindle(AUS)	3-25-89
41	11.85	Karin Von Riewel(FRG)	6-30-90
	11.86	Deby Sweezey(CA)	8-12-94
	w11.76	Karin Von Riewel(FRG)	8-24-90
	w11.84	Nanette Furgine(SWI)	11-29-87
42	12.21h	Eileen Hindle(AUS)	7-20-91
	12.25	Phil Raschker(GA)	7-30-89
	p12.12	Gudrun Komoll(FRG)	8-19-88
	w11.9	Phil Raschker(GA)	5-20-89
43	12.05h	Judy Vernon(GBR)	7-29-89
	13.1	Phil Raschker(GA)	6- 9-90
44	12.0	Jan Hynes(AUS)	3-25-89
	12.51h	Phil Raschker(GA)	7-20-91
45	12.5	Cherrie Sherrard(CA)	7-14-84
46	12.2pen	Phil Raschker(GA)	7-10-93
47	12.22	Phil Raschker(GA)	8- 5-94
	12.28	Corrie Roovers(HOL)	7-14-82
48	12.33	Phil Raschker(GA)	7-19-95
	12.34	Corrie Roovers(HOL)	9-28-83
	12.4	Phil Raschker(GA)	5- 6-95
49	12.7	Corrie Roovers(HOL)	6-22-85
	14.9pen	Marlene Sachs(VT)	7-10-93
	w12.70	Corrie Roovers(HOL)	8-21-84
50	12.8	Jan Hynes(AUS)	10-10-94
	13.82	Cherrie Sherrard(CA)	7-30-89
51	13.22	Wendy Marie Ey(AUS)	7-30-89
	14.7	Christel Miller(CA)	10- 4-86
52	13.02h	Corrie Roovers(HOL)	11-28-87
	14.9	Christel Miller(CA)	1-24-87
	w12.54	Corrie Roovers(HOL)	11-29-87
	w14.70	Becky Sisley(OR)	6-22-91
	w14.9hep	Christel Miller(CA)	7-11-87

53	14.29	Rietje Dykman(HOL)	6-12-93
	14.35	Cherrie Sherrard(CA)	7-25-92
	w13.7	Brenda Parkinson(AUS)	4-13-90
	w14.23h	Erika Staehle(GER)	7-18-95
54	13.80	Corrie Roovers(HOL)	6-30-90
	15.01hep	Christel Miller(CA)	7-27-89
55	14.06	Elzbieta Krzesinska(POL)	7-30-89
	15.3hep	Christel Miller(CA)	7-14-90
56	13.30	Corrie Roovers(HOL)	7-20-91
	15.9	Becky Sisley(OR)	6-22-95
57	13.95	Corrie Roovers(HOL)	6-12-93
	16.13pen	Christel Miller(CA)	8-13-92
58	14.22	Corrie Roovers(HOL)	10-10-93
	16.56pen	Christel Miller(CA)	8-11-93
59	15.8hep	Kirsten Hveem(NOR)	8-24-84
	15.75	Hella Werner(FRG)	7-19-95
	17.67	Christel Miller(CA)	8-12-94
	17.68	Betty Vosburgh(US)	8- 5-90
	w14.74h	Hella Werner(FRG)	7-18-95
	w15.40	Kirsten Hveem(NOR)	8-21-84
	w16.91	Betty Vosburgh(GA)	6- 8-91
60	13.89	Corrie Roovers(HOL)	6-15-96
	16.45	Betty Vosburgh(GA)	7-21-91
61	14.78	Asta Larsson(SWE)	10-10-93
	w16.58	Christel Miller(CA)	5-26-96
62	15.78	Kirsten Hveem(NOR)	11-29-87
	19.7	Patricia Peterson(NY)	5-28-88
63	15.6	Kirsten Hveem(NOR)	7-29-88
	20.4	Patricia Peterson(NY)	5-27-89
64	17.3	Colleena Blair(NZL)	7- 4-94
	19.44	Leonore McDaniels(VA)	8-14-92
65	17.35	Colleena Blair(NZL)	7-19-95
	19.3pen	Leonore McDaniels(VA)	7-10-93
66	18.8	Patricia Peterson(NY)	7-12-92
67	18.25	Judith Ann Knight(AUS)	10- 1-94
	21.00	Leonore McDaniels(VA)	7-19-95
68	18.66	Johnnye Valien(TX)	6- -94
	18.62	Rosaline Sole(NZL)	9-28-83
69	19.01	Johnnye Valien(TX)	8-12-94
71	20.3	Johnnye Valien(TX)	8-10-96
	w20.08	Johnnye Valien(TX)	8-22-96
72	27.74	Rosaline Sole(NZL)	11-29-87
73	20.89	Rosaline Sole(NZL)	7-22-89
75	27.89	Rosaline Sole(NZL)	7-21-91

400 METER HURDLES (30")

35	54.37	Marina Stepanova(URS)	8- 2-85
	64.0	Joy Upshaw-margerum(HI)	7-13-96
36	52.94	Marina Stepanova(URS)	9-17-86
	71.05	Donna Nielsen(CA)	8-13-94
37	55.25	Marina Stepanova(URS)	7- 2-87
	70.41	Donna Nielsen(CA)	7- 8-95
38	65.32	Eileen Hindle(AUS)	12- 5-87
39	62.08	Maria Sangous(SPA)	6-22-95
	70.68	Phil Raschker(GA)	7-19-86
40	63.04	Maria Sangous Espina(ESP)	7-16-95
	65.03	Phil Raschker(GA)	12- 5-87
41	62.93	Karin Von Riewel(FRG)	6-30-90
	68.47	Irene Thompson(NY)	7-16-95
42	70.6	Tina Stough((CA)	5-28-95
43	62.8	Jan Hynes(AUS)	11- 7-87
	80.79	Skipper Clark(NY)	7-25-91
44	67.36	Anna Edinger(AUT)	10-13-93
	79.69	Shelley Keeling(NY)	6- 1-96
45	64.8	Jan Hynes(AUS)	11-11-89
	71.20	Pamela Calvert(MD)	7- 6-91
46	68.72	Marge Allison(NZL)	7-25-91
	94.0	Barbara Stewart(NY)	6-21-88
	p68.51	Jorunn Sundal(NOR)	10-13-93
47	64.4	Marge Allison(NZL)	10-19-91
	95.18	Ann Carter(GA)	7-21-89
48	69.42	F. Kummerle-valk(FRG)	8- 3-89
49	64.09	Jan Hynes(AUS)	4- 3-94
52	82.9	Veronica Welgemoed(RSA)	5-19-84

300 METER HURDLES (30")

50	45.8	Jan Hynes(AUS)	9- 3-94
	73.60	Ann Carter(GA)	5-29-92
51	55.39	Erika Sauer(FRG)	7-25-91
	67.0	Ann Carter(GA)	9-25-93
52	51.41	Jean Hulls(GBR)	7-25-91
	66.67	Marion Cofee(US)	7- 6-91
53	53.69	Elise Wale(NOR)	7-16-95
	66.11	Tami Graf(CA)	8- 3-89
	p53.29	Kristina Karlsson(SWE)	10-13-93
54	51.03	F. Kummerle-valk(FRG)	7-16-95
	72.66	Tami Graf(CA)	6-23-91
55	52.96	Corrie Roovers(HOL)	7- 7-91
56	52.11	Corrie Roovers(HOL)	7-25-91
57	54.09	Corrie Roovers(HOL)	6-12-93
	65.79	Marion Cofee(TX)	7-16-95
58	54.58	Corrie Roovers(HOL)	10-13-93
59	57.2	Betty Vosburgh(GA)	5-27-91
60	53.05	Corrie Roovers(HOL)	7-16-95
	56.80	Betty Vosburgh(GA)	7- 6-91
61	58.59	Asta Larsson(SWE)	10-13-93
	58.88	Betty Vosburgh(GA)	8-15-92
62	65.51	Isabella Hofmeyr(RSA)	4-19-91
	71.74	Patricia Peterson(NY)	8- 4-88
63	60.73	Wanda Sakata(BRA)	7-16-95
	68.01	Patricia Peterson(NY)	8- 3-89
64	67.40	Leonore McDaniels(VA)	8-15-92
65	65.67	Isabella Hofmeyr(RSA)	10-13-93
	66.9	Leonore McDaniels(VA)	7-17-93
66	71.7	Patricia Peterson(NY)	6-20-92
67	66.90	Isabella Hofmeyr(RSA)	7-16-95
	72.56	Leonore McDaniels(VA)	7-16-95
69	87.78	Patricia Peterson(NY)	7- 8-95

HIGH JUMP

35	6'4 1/4	1.93	Y. Panikarovskikh(RUS)	2- 8-95
	5'10	1.78	Jane Frederick(CA)	8-31-87
	p6'2	1.88	Cindy Greiner(US)	6-20-92
	p6'0 1/2	1.84	Jane Frederick(CA)	- -87
36	6'1 1/4	1.86	Jane Frederick(CA)	6-15-88
37	5'10 1/2	1.79	Jane Frederick(CA)	6-13-89
38	5'5	1.65	Stanka Prezelj(YUG)	6-30-90
	5'1 1/2	1.56	Theresa Haynes(WA)	7-18-95
39	5'7	1.70	Alena Plischke(AUT)	11-29-87
	5'1 3/4	1.57	Phil Raschker(GA)	10-25-86
40	5'7 3/4	1.72	Carmen Karg(URS)	7-18-95
	5'1	1.55	Phil Raschker(GA)	7-11-87
41	5'7 3/4i	1.72	Debbie Brill(CAN)	2-25-95
	5'4 1/2	1.64	Phil Raschker(GA)	9-17-88
42	5'5 3/4	1.67	Yordanka Blagoeva(BUL)	8- 3-89
	5'3 3/4	1.62	Phil Raschker(GA)	5-20-89
43	5'9	1.75	Debbie Brill(CAN)	8-10-96
	5'1 3/4	1.57	Phil Raschker(GA)	8- 3-90
44	5'1 3/4	1.57	E. Springmann(FRG)	11-29-87
	4'11 1/2i	1.51	Phil Raschker(GA)	3-24-91
45	5'2 1/4	1.58	Alena Plischke(AUT)	10-11-93
	4'11	1.50	Phil Raschker(GA)	5-23-92
46	5'3	1.60	Phil Raschker(GA)	8-11-93
47	5'1 3/4i	1.57	Phil Raschker(GA)	3- 5-94
48	5'2 1/4i	1.58	Phil Raschker(GA)	2-25-95
49	5'0 1/4 i	1.53	Phil Raschker(GA)	3-17-96
50	4'10	1.47	Dorothy Tyler(GBR)	6-14-70
	4'4 1/4	1.33	Christel Miller(CA)	8-10-85
	4'4 1/2	1.33	Becky Sisley(OR)	8- 3-89
51	5'0 1/4	1.53	Renate Vogel(GER)	7-18-95
	4'4 1/2	1.33	Christel Miller(CA)	3-29-86
52	4'8 3/4	1.44	Christel Hauser(FRG)	7-18-95
	4'8 3/4	1.44	Erika Springmann(FRG)	7-18-95
	4'4 3/4	1.34	Becky Sisley(OR)	6-23-91
53	4'7 1/4	1.40	Daphne Pirie(AUS)	6-22-85
	4'4	1.32	Christel Miller(CA)	7-16-88
54	4'9	1.45	Taisija Tsentsik(URS)	8- 3-89
	4'4	1.32	Christel Miller(CA)	7-21-89
55	4'8 1/4	1.43	Taisija Tsentsik(URS)	7-23-91
	4'2 3/4	1.29	Christel Miller(CA)	8- 2-90
56	4'6 1/4	1.38	C. Schmalbruch(FRG)	10-11-93
	4'4 1/2	1.33	Kathy Bergen(CA)	10-13-96

57	4'3 1/4	1.30	T. Tchentchik(URS)	10-11-93
	4'3 1/4	1.30	C. Wippersteg(FRG)	6-23-85
	4'2	1.27	Christel Miller(CA)	7-12-92
58	4'6 1/4	1.38	C. Schmalbruch(FRG)	7-18-95
	4'1 1/2	1.26	Christel Miller(CA)	8-12-93
59	4'3 1/4	1.30	Rosemary Chrimes(GBR)	8-23-92
	4'1 3/4i	1.26	Christel Miller(CA)	3- 5-94
60	4'3 1/4	1.30	Rosemary Chrimes(GBR)	9-26-93
	4'1 3/4	1.26	Christel Miller(CA)	7-12-95
61	4'1 1/4	1.25	Daphne Pirie(AUS)	10-11-93
	4'0 1/2	1.23	Christel Miller(CA)	5-26-96
62	4'0 3/4	1.24	Kirsten Hveem(NOR)	12- 3-87
	3'11	1.19	Leonore McDaniels(VA)	8- 3-90
63	4'1 1/4i	1.25	Leonore McDaniels(VA)	3-24-91
	4'1 1/4	1.25	Elsa Enarsson(SWE)	10-11-93
64	4'1	1.24	Leonore McDaniels(VA)	5- 2-92
65	4'2	1.27	Leonore McDaniels(VA)	8-11-93
66	3'11 3/4	1.21	Leonore McDaniels(VA)	5- 7-94
67	3'11 1/4	1.20	Leonore McDaniels(VA)	7- 7-95
68	3'9 1/4 i	1.15	Leonore McDaniels(VA)	3-31-96
	3'9 1/4	1.15	Audrey Wood(NZL)	5- 8-92
69	3'11 1/4	1.20	Helgi Pedel(CAN)	8-14-93
	3'7	1.09	Mary Bowermaster(OH)	6-27-87
	p3'7	1.09	Cornelia Spivey(VA)	5-21-88
70	3'9 1/4	1.15	Gwen Davidson(AUS)	4-11-93
	3'8 1/2	1.13	Mary Bowermaster(OH)	11-28-87
71	3'8 1/2i	1.13	Helgi Pedel(CAN)	3- 4-95
	3'7	1.09	Mary Bowermaster(OH)	6-22-89
72	3'5 1/4	1.05	Margaret Hinton(TX)	8- 5-94
73	3'5	1.04	Mary Bowermaster(OH)	8- 3-90
74	3'6 1/4	1.07	Helga Mitschke(FRG)	11-28-87
	3'5 1/4	1.05	Margaret Hinton(TX)	8-10-96
75	3'3 3/4	1.01	Margaret Hinton(TX)	8-17-96
	3'4	1.01	Vivian Nelson(PA)	7- 3-88
76	3'1 3/4	0.96	Annchen Reile(FRG)	7-23-91
77	3'4 1/2	1.03	Berta Hielscher(FRG)	9-20-86
	3'0	0.91	Marie Uebel(MO)	6-22-89
	p3'2	0.96	Inga Van Hortenau(CO)	9- 2-89
78	3'1 3/4	0.96	Elisabet Mighofer(FRG)	7-18-95
	2'11 1/2 i	0.90	Mary Bowermaster(OH)	3-31-96
79	3'1 1/2	0.95	Berta Hielscher(FRG)	11-28-87
80	2'11	0.89	Shiela Evans(IN)	7- 7-95
82	2'10 3/4	0.88	Margareta Sarvana(FIN)	7-23-91
85	2'7 1/2	0.80	Margareta Sarvana(FIN)	1-26-94

POLE VAULT

35	9'10 1/4	3.00	Petra Herrmann(GER)	7-16-95
	8'2 3/4	2.51	Angela Nealy(IN)	8-18-96
36	8'10 1/4	2.70	M. Claire Fabardine(FR	7-20-91
	8'10 1/4	2.70	Maret Kalviste(URS)	7-20-91
37	6'6 3/4	2.00	Marina Protz(GER)	7-16-95
	4'1 1/4	1.25	Heidi Dunham(HI)	12-31-80
38	9'2 1/4	2.80	Maret Kalviste(URS)	10-10-93
39	6'6 3/4	2.00	Liz McBlain(CAN)	8- 2-87
40	9'10 1/4	3.00	M. Claire Lejeune(FRA)	7-16-95
41	8'0 1/2	2.45	Phil Raschker(GA)	8- 6-88
42	8'1	2.46	Phil Raschker(GA)	7-30-89
43	8'6	2.59	Phil Raschker(GA)	8- 4-90
44	9'10 1/4	3.00	Phil Raschker(GA)	7- 6-91
45	9'4 1/4	2.85	Phil Raschker(GA)	5-30-92
46	10'3 3/4	3.14	Phil Raschker(GA)	10-10-93
47	11'1	3.38	Phil Raschker(GA)	5-17-94
48	10'10	3.30	Phil Raschker(GA)	6-16-95
49	10'10 1/4i	3.31	Phil Raschker(GA)	3-17-96
50	9'6 1/4	2.90	Pat McNab(GBR)	6- 6-93
	6'0 3/4	1.85	Barbara Stewart(NY)	8-14-92
51	8'10 1/4	2.70	Petra Pietersen(RSA)	7-16-95
	7'2 3/4	2.20	Barbara Stewart(NY)	9-11-93
52	8'8 1/4	2.65	Petra Pietersen(RSA)	8-21-96
	7'4 1/4	2.24	Barbara Stewart(NY)	6-11-94
53	7'2 3/4i	2.20	Barbara Stewart(NY)	3- 4-95
54	8'8 1/4	2.65	Joy McDonald(FL)	7- 8-95
55	8'2 3/4	2.51	Joy McDonald(FL)	4- 6-96
56	7'10 1/2	2.40	Becky Sisley(OR)	7- 8-95
57	8'0 1/2	2.45	Becky Sisley(OR)	8-18-96
58	6'6 3/4	2.00	Sue Tunnicliff(OK)	7- 8-95
	6'6 3/4	2.00	Dorothy McLennan(IRL)	10-10-93
59	6'6 3/4i	2.00	Dorothy McLennan(IRL)	2-12-95
	6'0 i	1.83	Sue Tunnicliff(OK)	2-11-96
60	6'10 3/4	2.10	Dorothy McLennan(IRL)	8-18-96
	4'9	1.45	Lucy Ann Brobst(NC)	8-12-93
63	3'10	1.17	Shirley Kinsey(CA)	6- 6-93
64	6'0 3/4	1.85	Leonore McDaniels(VA)	8-14-92
65	6'6 1/4	1.99	Leonore McDaniels(VA)	3- 6-93
66	5'11	1.80	Shirley Kinsey(CA)	7- 8-95
67	6'6 3/4	2.00	Leonore McDaniels(VA)	7-16-95
68	6'6	1.98	Leonore McDaniels(VA)	5- 3-96
69	5'3	1.60	Johnnye Valien(TX)	7-16-95
70	5'4	1.62	Johnnye Valien(TX)	4-28-96
71	6'0	1.83	Johnnye Valien(TX)	8-21-96
72	4'3 1/4	1.30	Margaret Hinton(TX)	8- 6-94
73	5'3	1.60	Margaret Hinton(TX)	7- 8-95
74	4'7 1/4	1.40	Margaret Hinton(TX)	8-10-96
75	4'11	1.50	Margaret Hinton(TX)	8-21-96

LONG JUMP

35	22'5 1/4	6.84	Vera Olenchenko(RUS)	6-11-94
	21'4	6.50	Willye White(US)	10-26-74
36	21'7 1/4	6.58	Maryna Vanniekirk(RSA)	2-20-91
	20'2 1/2i	6.16	Willye White(US)	3- 3-75
37	22'7 3/4	6.90	Vera Olenchenko(RUS)	6-14-96
	20'10 1/2	6.36	Willye White(US)	6-12-76
38	19'4	5.89	Jan Hynes(AUS)	2-19-83
	17'2 1/4	5.24	Donna Pope-green(IN)	7- 6-95
	w17'11 1/2	5.47	Phil Raschker(GA)	5- 4-85
39	19'6 1/4	5.95	Franciska Janssen(HOL)	8-22-84
	16'10 1/2i	5.14	Phil Raschker(GA)	2-22-86
	w17'10 1/2	5.45	Phil Raschker(GA)	7-27-86
	w17'5 3/4	5.33	Phil Raschker(GA)	7-19-86
40	20'4 1/2	6.21	Franciska Janssen(HOL)	7- 7-85
	18'5i	5.61	Phil Raschker(GA)	3-28-87
	w18'8 3/4	5.71	Phil Raschker(GA)	8-14-87
41	19'4 1/4	5.90	Anna Wlodarczyk(POL)	8-15-92
	17'10i	5.43	Phil Raschker(GA)	3-19-88
42	18'1	5.51	Phil Raschker(GA)	7-29-89
43	18'4	5.59	Helen Searle(AUS)	4- 2-83
	17'2	5.23	Phil Raschker(GA)	3-24-90
44	19'0	5.79	Anna Wlodarczyk(POL)	7-21-95
	18'0 1/2i	5.50	Phil Raschker(GA)	3-23-91
45	18'2 1/4i	5.54	Phil Raschker(GA)	2-20-93
46	18'0 1/4	5.49	Jan Hynes(AUS)	10-21-90
	17'9 3/4i	5.43	Phil Raschker(GA)	3-20-93
47	18'10 1/2i	5.75	Phil Raschker(GA)	3- 5-94
48	16'10' 3/4i	7.69	Phil Raschker(GA)	2-25-95
49	17'2 3/4 i	5.25	Phil Raschker(GA)	3-30-96
50	17'2 3/4	5.25	Jan Hynes(AUS)	9-28-94
	13'9 1/2i	4.20	Penny Danielson(IL)	3- 4-95
51	16'4	4.98	Hildegund Burkle(FRG)	8-23-85
	13'5 1/2	4.10	Becky Sisley(OR)	7-27-90
	w16'7 1/4	5.06	Kaethi Diener(FRG)	9-27-86
	w14'0 1/2	4.28	Irene Obera(CA)	9-14-85
52	15'3 1/2	4.66	Olga Oldrichova(CZE)	8- 6-80
	12'9 3/4i	3.90	Christel Miller(CA)	3-28-87
	12'9 1/2	3.90	Marlene Sachs(VT)	8-16-96
	p15'5 3/4	4.72	Corrie Roovers(HOL)	- -88
	w15'9 3/4	4.82	Erna Bauman(FRG)	9-27-86
	w13'11 1/4	4.25	Irene Obera(CA)	7-19-86
	w13'9 1/2	4.20	Irene Obera(CA)	7- 5-86
53	15'2	4.62	Una Lund(AUS)	9-28-94
	13'3	4.04	Irene Obera(CA)	7-25-87
	w13'6 1/2	4.13	Irene Obera(CA)	8-14-87
54	16'5 3/4	5.02	C. Schmalbruch(FRG)	7-25-91
	14'6 1/2	4.43	Irene Obera(CA)	7-30-88
55	15'1 1/4	4.60	E. Krzesinska(POL)	7-29-89
	12'9 1/4	3.89	Christel Miller(CA)	3- 4-90
56	15'9	4.80	C. Schmalbruch(FRG)	10- 9-93
	12'3 3/4i	3.75	Joanne Grissom(IN)	3- 4-95
	12'3 3/4	3.75	Magdalena Kuehne(CA)	11-29-87
	w12'7	3.83	Magdalena Kuehne(CA)	8-29-87
57	14'8 3/4	4.49	Elfriede Hofmann(GER)	7-21-95
	12'4 3/4	3.78	Becky Sisley(OR)	7-13-96
	w12'7 1/2	3.85	Shirley Smith(FL)	5-16-92
58	15'9 3/4	4.82	C. Schmalbruch(FRG)	7-21-95
	12'10	3.91	Betty Vosburgh(US)	6-23-90
59	14'10 1/4	4.53	L. Seuberlich(FRG)	8-23-85
	12'9 1/2i	3.90	Betty Vosburgh(GA)	3- 9-91
	w13'3 1/2	4.05	Betty Vosburgh(GA)	5-27-91
60	14'3 3/4	4.36	L. Seuberlich(FRG)	7-29-86
	13'7	4.14	Betty Vosburgh(GA)	7-25-91
61	14'3 1/4	4.35	P. Schneiderhan(FRG)	9-23-83
	11'0	3.35	Marj Moore(CA)	6-11-94
	w13'1 3/4	4.01	Betty Vosburgh(GA)	8-15-92
62	13'10 1/2	4.23	Shirley Peterson(NZL)	3-16-91
	12'8 1/2	3.87	Leonore McDaniels(VA)	9- 1-90

63	13'9 3/4	4.21	P. Schneiderhan(FRG)	6-27-85
	12'10 3/4	3.93	Betty Vosburgh(GA)	5- 6-95
64	14'2	4.32	P. Schneiderhan(FRG)	7-29-86
	12'7 1/4 i	3.84	Betty Vosburgh(GA)	3-30-96
	w14'4	4.37	P. Schneiderhan(FRG)	9-27-86
	w13'7	4.14	Leonore McDaniels(VA)	5- 1-92
65	13'0 1/4	3.97	Shirley Peterson(NZL)	10- 9-93
	12'10	3.91	Leonore McDaniels(VA)	7-17-93
66	14'8	4.47	P. Schneiderhan(FRG)	12- 1-87
	12'11 3/4	3.95	Leonore McDaniels(VA)	5- 7-94
67	13'3	4.04	Shirley Peterson(NZL)	2-24-96
	11'9 3/4	3.60	Leonore McDaniels(VA)	7-21-95
68	11'6 3/4	3.52	J. Sullivan(SC)	7-10-93
69	13'0 3/4	3.98	P. Schneiderhan(FRG)	7-25-91
	10'11 1/2	3.34	Lavina Haefele(US)	6-12-93
70	12'6 3/4i	3.83	Elga Meri(CAN)	3- 7-92
	11'2 1/4	3.41	Mary Bowermaster(OH)	4-30-88
	w11'5 3/4	3.50	Mary Bowermaster(OH)	8-14-87
71	11'9	3.58	P. Schneiderhan(FRG)	10- 9-93
	10'9 1/4	3.28	Johnnye Valien(TX)	8-16-96
72	13'7 1/2	4.15	P. Schneiderhan(FRG)	6- 6-94
	9'10 1/2	3.01	Molly Mackown(CO)	8- 9-90
73	12'1	3.68	P. Schneiderhan(FRG)	7-21-95
	10'1 1/4	3.08	Margaret Hinton(TX)	7- 6-95
74	10'2 3/4	3.12	Mary Wixey(GBR)	7- 6-95
	9'5	2.87	Margaret Hinton(TX)	3-24-96
75	9'7	2.92	Mary Wixey(GBR)	5-12-96
	9'4 1/2	2.86	Margaret Hinton(TX)	8-16-96
76	8'6 3/4	2.61	Tama Nakashima(JPN)	10- 9-93
	7'6	2.28	Marie Uebel(MO)	5-30-88
77	8'1	2.46	Polly Clarke(CO)	6-25-88
78	8'6	2.59	Polly Clarke(CO)	9- 4-88
79	7'8 1/2	2.35	Irja Sarnama(FIN)	6-27-85
	p4'11	1.50	Sylvia Swartz(NY)	7-14-91
80	7'0	2.13	Anny Binder(FRG)	7-21-95
	5'11	1.80	Shiela Evans(IN)	7- 6-95
	p5'10 3/4	1.80	Ruth Blattert(VA)	5-21-88
	w7'10 1/2	2.40	Ruth Frith(AUS)	4-14-90
81	7'2 3/4	2.20	Ruth Frith(AUS)	11- 2-90
	5'1 3/4	1.57	Edith Mendyka(CA)	9-20-92
82	7'0 3/4	2.15	Ruth Frith(AUS)	5- 8-92
84	7'5	2.26	Ruth Frith(AUS)	10- 9-93
85	7'2 1/4	2.19	Ruth Frith(AUS)	3-25-95

TRIPLE JUMP

35	42'8 3/4	13.02	Yannick Gacon(FRA)	7-19-92
	35'0 i	10.67	J. Upshaw-margerum(HI)	3-29-96
36	43'3 3/4	13.20	Yelena Chicherova(RUS)	5-27-95
	36'7	11.15	Phil Raschker(GA)	9-18-83
	w36'9	11.20	Phil Raschker(GA)	5- 7-83
37	40'8 1/4	12.40	C. Geremias(BRA)	10-13-93
	35'3 3/4	10.76	Phil Raschker(GA)	5- 4-84
38	37'11 1/2	11.57	Arsa Jussila(FIN)	7-27-91
	30'2	9.19	Phil Raschker(GA)	8-24-85
	w39'9 1/4	12.12	C. Geremias(BRA)	7-21-95
	w33'11 1/2	10.35	Phil Raschker(GA)	5- 3-85
	w31'5 1/4	9.58	Kathleen Pierce(NY)	7-20-86
39	37'7 1/2	11.47	Eileen Hindle(AUS)	1-16-88
	34'1	10.39	Phil Raschker(GA)	6- 3-86
	w34'9 1/4	10.60	Phil Raschker(GA)	10-25-86
40	39'7 1/4	12.07	Anna Wlodarczyk(POL)	7-27-91
	36'7 1/2	11.16	Phil Raschker(GA)	12- 1-87
	w37'0 1/2	11.29	Phil Raschker(GA)	12- 1-87
41	40'3 1/2	12.28	Anna Wlodarczyk(POL)	5-23-92
	35'4 1/2i	10.78	Phil Raschker(GA)	3-20-88
42	39'2 1/2	11.95	Akiko Ohinata(JPN)	9-11-92
	37'3	11.35	Phil Raschker(GA)	8- 1-89
43	39'4 1/2	12.00	Akiko Ohinata(JPN)	10-13-93
	33'8	10.26	Phil Raschker(GA)	6- 9-90
44	34'4 1/4	10.47	Phil Raschker(GA)	7- 5-91
	w38'7	11.76	Anna Wlodarczyk(POL)	7-21-95
	w37'6	11.43	Danielle Desmier(FRG)	8-13-93
45	39'3 3/4	11.98	Akiko Ohinata(JPN)	7-16-95
	33'10 1/4i	10.32	Phil Raschker(GA)	4- 3-92
46	36'8 1/2	11.19	Danielle Desmier(FRG)	7- 6-96
	35'6i	10.82	Phil Raschker(GA)	3-19-93
47	30'3	9.22	Patricia Oakes(GBR)	7-17-93
	29'5 1/2	8.98	Joanne Grissom(IN)	8-25-85
	w32'10	10.01	M. Daehler(SUI)	7-21-95
48	31'5 i	9.57	Phil Raschker(GA)	2-17-96
	w34'11 3/4	10.66	Phil Raschker(GA)	7-18-95
	w34'9 1/4	10.60	Phil Raschker(GA)	5- 6-95
	w32'0	9.75	Helen Searle(AUS)	11-29-87
49	33'11 1/2i	10.35	Phil Raschker(GA)	3-29-96
50	33'1	10.08	Erika Springmann(FRG)	10-13-93
	27'9	8.46	Becky Sisley(OR)	8- 1-89
51	32'7 3/4	9.95	Helen Searle(AUS)	9-22-90
	28'4 1/4	8.64	Becky Sisley(OR)	8- 5-90
52	32'7 1/4	9.94	Erika Springmann(FRG)	7-21-95
	28'11	8.81	Becky Sisley(OR)	7-27-91
53	34'11	10.64	Kimiko Nakamura(JPN)	11- 2-91
	27'5 1/2i	8.37	Christel Miller(CA)	3-20-88
54	32'6 1/2	9.92	Helen Searle(AUS)	10-13-93
	27'9 1/2	8.47	Christel Miller(CA)	5- 7-89
55	31'9 1/4	9.68	E. Krzesinska(POL)	8- 1-89
	26'6 1/4	8.08	Christel Miller(CA)	8- 5-90
56	32'2 3/4	9.82	C. Schmalbruch(FRG)	10-13-93
	26'2 1/2	7.99	Christel Miller(CA)	7-27-91
	w28'1	8.56	Magdalena Kuehne(CA)	11-28-87
	w26'8 1/2	8.14	Magdalena Kuehne(CA)	8-29-87
57	29'2 1/2	8.90	Carina Graham(GBR)	10-13-93
	26'6	8.08	Magdalena Kuehne(CA)	6- 4-88
	w27'7 1/4	8.41	Magdalena Kuehne(CA)	8- 5-88
58	27'2	8.28	Magdalena Kuehne(CA)	5- 7-89
	w32'8 1/4	9.96	C. Schmalbruch(FRG)	7-21-95
	w28'0 1/4	8.54	Maria Zahn(FRG)	7-21-95
59	27'4	8.33	Carina Graham(GBR)	7- 9-95
	25'11	7.90	Magdalena Kuehne(CA)	8- 5-90
	p28'5 1/4	8.67	Nihoko Kanegawa(BRA)	10-13-93
	w27'9	8.46	Carina Graham(GBR)	7-21-95
60	27'10 3/4	8.50	Gerd Mjelde(NOR)	10-13-93
	25'3 1/2i	7.71	Betty Vosburgh(GA)	4- 3-92
61	27'3 1/2	8.32	Patricia Carr(AUS)	10-13-93
	26'5	8.05	Betty Vosburgh(GA)	8-14-92
62	27'6	8.38	Shirley Peterson(NZL)	2- 3-91
	26'2 1/4	7.98	Magdalena Kuehne(CA)	10-13-93
	w28'11 3/4	8.83	Kirsten Hveem(NOR)	12-10-87
	w28'9 3/4	8.78	Kirsten Hveem(NOR)	11-28-87
63	28'7 3/4	8.73	Shirley Peterson(NZL)	10-19-91
	26'1 3/4	7.97	Leonore McDaniels(VA)	7-27-91
64	27'3 1/2	8.32	Shirley Peterson(NZL)	2-21-93
	25'5 1/4	7.75	Magdalena Kuehne(CA)	10-29-95
	25'5 1/4 i	7.75	Betty Vosburgh(GA)	3-29-96
65	29'7 1/2	9.03	Shirley Peterson(NZL)	10-13-93
	25'9 3/4	7.87	Leonore McDaniels(VA)	7-31-93
66	28'8	8.74	Shirley Peterson(NZL)	2-19-95
	22'3	6.78	Leonore McDaniels(VA)	5- 7-94
	w23'1 1/4	7.04	J. Sullivan(SC)	7-27-91
67	27'4	8.33	Shirley Peterson(NZL)	2-18-96
	22'8 1/2	6.92	Leonore McDaniels(VA)	7- 9-95
	w24'7	7.49	Leonore McDaniels(VA)	7-18-95
68	22'7 1/2	6.89	J. Sullivan(SC)	7-10-93
69	21'1 1/4	6.43	J. Sullivan(SC)	5- 7-94
70	22'5 3/4	6.85	Shiela Campbell(RSA)	10-13-93
	21'7	6.58	J. Sullivan(SC)	5- 6-95
	w22'4 1/2	6.82	J. Sullivan(SC)	7-18-95
71	23'6 3/4	7.18	Marie Partridge(AUS)	10-19-91
	20'5	6.22	J. Sullivan(SC)	8-18-96
72	19'9 1/2	6.03	Mary Wixey(GBR)	10-13-93
	17'3 1/4	5.26	E. Hagamann(MA)	1-16-93
	w20'0 1/2	6.11	Margaret Hinton(TX)	8- 7-94
73	20'11 1/2	6.39	Mary Wixey(GBR)	7-17-94
	19'3 1/4	5.87	Margaret Hinton(TX)	7- 9-95
	w20'8	6.30	Margaret Hinton(TX)	7-18-95
74	20'9 1/4	6.33	Shiela Evans(IN)	7-20-89
75	20'8 1/2	6.31	Maria Partridge(AUS)	3-23-96
	20'1 1/4	6.13	Shiela Evans(IN)	8- 5-90
76	15'5	4.70	Gertrud Knyz(AUT)	7-27-91
78	18'6 3/4	5.66	Rosaline Sole(NZL)	10-13-93
	12'10 1/4	3.92	Edith Mendyka(CA)	8- 1-89
80	15'2 3/4	4.64	Shiela Evans(IN)	7- 9-95
	w15'3 1/2	4.66	Shiela Evans(IN)	7-18-95
81	17'1 1/2	5.22	Ruth Frith(AUS)	7-27-91
82	17'5 3/4	5.33	Ruth Frith(AUS)	4-19-92
84	18'6 1/2	5.65	Ruth Frith(AUS)	10-13-93
85	19'5	5.92	Ruth Frith(AUS)	3-25-95

SHOT PUT (4 kg)

35	70'5 1/4	21.47	H. Fibingerova(CZE)	1- -85
	53'5 3/4	16.30	Jane Frederick(CA)	8-31-87
36	69'6 1/2	21.19	H. Fibingerova(CZE)	8-11-85
	50'2 3/4	15.31	Jane Frederick(CA)	8-27-88

37	68'4 1/4	20.83	H. Fibingerova(CZE)	6-12-87
	49'10	15.19	Jane Frederick(CA)	6-13-89
38	66'11 1/2	20.41	H. Fibingerova(CZE)	9- 4-87
	41'4	12.60	Carol Finsrud(TX)	7- 8-95
39	65'1 1/2	19.85	H. Fibingerova(CZE)	8- -88
	45'4	13.82	Carol Finsrud(TX)	8-15-96
40	62'6	19.05	Antonina Ivanova(URS)	8-28-73
	38'7	11.76	Joanne Grissom(IN)	7-19-79
41	62'10 1/2	19.16	Antonina Ivanova(URS)	2-24-74
	40'4	12.29	Joanne Grissom(IN)	7-26-80
42	60'4 1/2	18.40	Antonina Ivanova(URS)	5-17-75
	38'9 3/4	11.83	Joanne Grissom(IN)	8-10-80
43	60'5 1/4	18.42	Antonina Ivanova(URS)	6-23-76
	39'5	12.01	Joanne Grissom(IN)	7-21-82
44	54'11 1/2	16.75	Helgi Parts(URS)	8-21-82
	37'2 1/2	11.34	Joanne Grissom(IN)	2- 7-83
45	49'7	15.11	Leone Bertimon(FRA)	6-22-96
	39'7 3/4	12.08	Joanne Grissom(IN)	7-22-84
	p55'1	16.79	Helgi Parts(URS)	- -83
46	45'11 3/4	14.01	Liesl Huber(GFR)	7-19-80
	33'11	10.34	Cherrie Sherrard(CA)	4-27-85
47	41'10 1/2	12.76	Sigrin Kofink(GFR)	7-17-82
	34'4 3/4	10.48	Joanne Grissom(IN)	8-24-85
48	38'2 1/4	11.64	A. Chatrine Ruhlow(GFR	7-21-85
	34'4 1/2	10.48	J. Hill-hudgins(NJ)	7-19-95
49	40'8 1/4	12.40	Ingrid Miller(SWE)	7-21-91
	32'11 3/4i	10.05	Vanessa Hilliard(FL)	3-24-91
51	20'5i	6.22	Ann Carter(GA)	2-19-93
53	30'7 3/4	9.34	Corrie Roovers(HOL)	8- 7-88
55	35'9 1/2	10.91	Joanne Grissom(IN)	9-12-93
58	32'1 3/4	9.80	Rosemary Chrimes(GBR)	4-26-92
59	32'8 1/4	9.96	Rosemary Chrimes(GBR)	8-23-92
60	31'11 1/2	9.74	Rosemary Chrimes(GBR)	8- 9-93
65	21'11	6.68	Khothilde Knuenz(AUT)	5-24-92
66	27'10 1/4	8.49	Bernice Holland(OH)	9-12-93
67	26'8	8.13	Rachel Hanssens(BEL)	9-20-96
69	21'10 1/4	6.66	Jeanne De Wilde(BEL)	8-21-96
98	11'1 1/2	3.39	Margaret White(OK)	9- 7-92

SHOT PUT (3kg)

50	48'8 3/4	14.85	Valerie Young(NZL)	11-29-87
	40'4 1/4i	12.30	Joanne Grissom(IN)	4- 2-89
51	45'7 1/4	13.90	A. Chatrine Ruhlow(FRG	7-30-88
	41'6 1/2	12.66	Joanne Grissom(IN)	3-24-90
52	44'6 1/4	13.57	A. Chatrine Ruhlow(FRG	7-20-89
	42'7 1/2	12.99	Joanne Grissom(IN)	7- 5-91
53	45'0 1/4	13.72	Helgi Parts(URS)	7-21-91
	40'8 3/4	12.41	Joanne Grissom(IN)	9- 8-91
54	42'4	12.90	Joanne Grissom(IN)	9-13-92
55	42'3	12.88	Tamara Danilova(URS)	7-21-95
	40'5 1/2	12.33	Vanessa Hilliard(FL)	8-15-96
56	47'5 3/4	14.47	Sigrin Kofink(FRG)	7-21-91
	40'2 1/4	12.25	Joanne Grissom(IN)	7-19-95
57	39'8i	12.09	Evaun B. Williams(GBR)	2-12-95
	38'2 3/4	11.65	Joanne Grissom(IN)	9-10-95
58	41'6 3/4	12.67	Antonina Ivanova(URS)	7-21-91
	39'3 3/4	11.98	Joanne Grissom(IN)	8-15-96
59	38'4 3/4	11.70	Rosemary Chrimes(GBR)	8-16-92
	34'3 1/2	10.45	Erika Messner(FL)	11-19-94
60	41'1	12.52	Sigrin Kofink(FRG)	7-21-95
	32'6 1/2i	9.92	Bernice Holland(OH)	2-27-88
61	38'2 1/4	11.64	Jutta Schaefer(FRG)	10-10-93
	31'7 1/4i	9.63	Bernice Holland(OH)	3- 6-88
62	39'5 1/4	12.02	Antonina Ivanova(URS)	7-21-95
	32'2 3/4	9.82	Bernice Holland(OH)	7-20-89
63	36'10 1/4	11.23	Marianne Hamm(FRG)	7-21-91
	33'1 1/4i	10.09	Bernice Holland(OH)	3-24-90
64	29'10 1/4	9.10	Bernice Holland(OH)	5- 4-91
65	36'10 1/4i	11.23	Galina Zibina(URS)	4- 5-96
	29'8 1/2	9.05	Bernice Holland(OH)	6-20-92
66	31'0 1/2	9.46	Marianne Hamm(FRG)	10-10-93
	26'11 3/4	8.22	Bernice Holland(OH)	10-10-93
67	32'5 3/4	9.90	Marianne Hamm(FRG)	7-21-95
	25'4 1/4	7.73	Bernice Holland(OH)	8- 6-94
68	27'10	8.48	Marianne Barth(FRG)	10-10-93
	27'6 1/4	8.39	Bernice Holland(OH)	7-19-95
69	28'2 1/4	8.59	Ilse Pleuger(FRG)	10-10-93
	25'2	7.67	Bernice Holland(OH)	8- 3-96
70	27'11 1/2	8.52	Hanna Kiehr(FRG)	7-21-95
	25'0i	7.62	Mary Bowermaster(OH)	3-19-88
71	25'5 1/2i	7.76	Mary Bowermaster(OH)	4- 2-89
72	24'9	7.54	Hanna Gelbrich(GFR)	6-23-85
	24'5 1/4	7.45	Margaret Hinton(TX)	6- -94
73	25'4 3/4	7.74	Anny Binder(FRG)	7-30-88
	22'1 3/4	6.75	Mary Bowermaster(OH)	8- 4-90
	22'1 3/4	6.75	Margaret Hinton(TX)	7-19-95
74	25'2 1/2	7.68	Edith Mendyka(CA)	6-23-85
75	25'3 1/2i	7.71	Katrina Smildzina(URS)	4- 5-96
	22'0 1/2	6.72	Margaret Hinton(TX)	8-15-96
76	24'2 1/2	7.38	Irja Sarnama(FIN)	7-17-82
	20'8 1/2	6.31	Katharine Gradick(FL)	8-11-94
77	25'11 1/2	7.91	Anny Binder(FRG)	6- 5-92
	20'1	6.12	Katharine Gradick(FL)	7- 8-95
	p20'6	6.25	Rose Rustin(NY)	7-10-93
78	25'7	7.80	Irja Sarnama(FIN)	8-22-84
	21'6	6.55	Edith Mendyka(CA)	7-30-89
79	24'2 1/2	7.38	Irja Sarnama(FIN)	8- 4-85
	17'7 3/4	5.38	Betty Jarvis(NC)	5- 6-95
	p17'11 1/2	5.47	Sylvia Swartz(NY)	7-14-91
80	23'1 1/4	7.04	Irja Sarnama(FIN)	9-13-86
	21'5i	6.53	Ivy Brown(CA)	2-25-95
81	25'3 1/2	7.71	Kohno Masayo(JPN)	9-15-95
	17'11 3/4	5.48	Edith Mendyka(CA)	9-20-92
82	21'10 1/2	6.67	Irja Sarnama(FIN)	12- 4-87
	14'11 1/2	4.56	Rubye Fowler(IN)	9-21-91
84	19'11 1/2	6.08	Ruth Frith(AUS)	10-10-93
	10'5 1/2	3.19	Marilla Salisbury(CA)	8-14-92
85	18'10 3/4	5.76	Ruth Frith(AUS)	7-21-95
	9'3 1/2	2.83	Marilla Salisbury(CA)	8-14-93
86	10'2 1/2	3.11	Marilla Salisbury(CA)	9-19-93
87	9'0	2.74	Sarah Packham(GBR)	11- 2-90

DISCUS THROW (1 kg)

35	228'4	69.60	Faina Myelnik(URS)	9- 9-80
	178'10	54.52	Carol Finsrud(TX)	6-12-92
36	219'2	66.80	Faina Myelnik(URS)	7-15-81
	159'8	48.66	Carol Finsrud(TX)	8-13-93
37	208'5	63.52	Faina Myelnik(URS)	7-25-82
	177'6	54.10	Carol Finsrud(TX)	4-20-94
38	206'4	62.90	Helgi Parts(URS)	10- 7-75
	174'11	53.32	Carol Finsrud(TX)	5-19-95
39	204'8	62.38	Helgi Parts(URS)	9-16-76
	174'8	53.24	Carol Finsrud(TX)	5-18-96
	p179'4	54.66	Carol Finsrud(TX)	- -96
40	198'11	60.64	Helgi Parts(URS)	6-29-78
	146'7	44.68	J. Fonda Wilson(CA)	7-24-93
41	206'5	62.92	Helgi Parts(URS)	10- 4-78
	138'7	42.24	J. Fonda Wilson(CA)	4-23-94
	p143'4	43.70	Monette Branson(UT)	8-13-93
42	201'7	61.44	Helgi Parts(URS)	9-21-79
	136'3	41.54	J. Fonda Wilson(CA)	7-15-95
43	209'0	63.70	Helgi Parts(URS)	10- 2-80
	131'4	40.04	J. Fonda Wilson(CA)	5-11-96
44	198'9	60.58	Helgi Parts(URS)	7-15-82
	120'1	36.60	Joan Stratton(CA)	7- 6-96
45	194'6	59.30	Helgi Parts(URS)	9- 2-83
	106'5	32.44	Joanne Grissom(IN)	8- 7-83
46	158'3	48.24	Odete Domingos(BRA)	1-10-81
	88'0	26.82	Lurline Struppeck(LA)	7-23-93
47	192'2	58.58	Helgi Parts(URS)	9-29-84
	93'9 1/4	28.58	Vanessa Hilliard(FL)	4- 9-89
48	146'10	44.76	A. Chatrine Ruhlow(FRG	7-20-85
	106'1	32.34	Vanessa Hilliard(FL)	7- 8-89
49	150'0	45.72	A. Chatrine Ruhlow(FRG	5-24-86
	96'7 3/4	29.46	Vanessa Hilliard(FL)	8- 3-90
50	149'2	45.48	Ingrid Miller(SWE)	9- 6-92
	112'4	34.24	Vanessa Hilliard(FL)	7- 6-91
51	151'11	46.30	Odete Domingos(BRA)	7-13-86
	105'5	32.14	Vanessa Hilliard(FL)	8-15-92
52	157'8	48.06	Odete Domingos(BRA)	6-23-87
	91'4	27.84	Joanne Grissom(IN)	7- 6-91
53	131'8	40.14	Helgi Parts(URS)	7-26-91
	123'0	37.50	Vanessa Hilliard(FL)	5- 7-94
54	131'7	40.12	Karen Illgen(FRG)	7-15-95
	124'7	37.98	Vanessa Hilliard(FL)	6-17-95
55	133'5	40.68	Tamara Danilova(URS)	7-15-95
	111'8	34.04	Vanessa Hilliard(FL)	5-18-96
56	135'10	41.40	Rosemary Chrimes(GBR)	7- 2-89
	89'11	27.40	Bernice Holland(OH)	8- 6-83

57	142'3	43.36	Tamara Danilova(URS)	8-10-96
	100'8	30.68	Bernice Holland(OH)	6-30-84
58	122'1	37.22	A. Chatrine Ruhlow(FRG	7-15-95
	93'6	28.50	Bernice Holland(OH)	8- 3-85
59	126'6	38.56	Rosemary Chrimes(GBR)	5-24-92
	92'11 3/4	28.34	Bernice Holland(OH)	5- 3-86
60	123'3	37.56	Rosemary Chrimes(GBR)	10-11-93
	90'4	27.53	Bernice Holland(OH)	6-27-87
61	126'7	38.58	Z. Wissinger(HUN)	5- 6-95
	90'5 1/2	27.57	Erika Messner(FL)	10-19-96
62	104'4	31.80	Antonina Ivanova(URS)	7-15-95
	91'1 3/4	27.78	Bernice Holland(OH)	8- 4-89
63	94'8 1/4	28.86	Ingeborg Pfuller(ARG)	7-15-95
	91'1	27.76	Bernice Holland(OH)	8- 3-90
64	104'3	31.78	Nina Ponomareva(URS)	10-11-93
	89'3	27.20	Bernice Holland(OH)	7- 6-91
65	96'4	29.36	Nina Ponomareva(URS)	9-30-94
	90'10	27.68	Bernice Holland(OH)	7-11-92
66	94'9 3/4	28.90	Annchen Reile(FRG)	8- 9-81
	88'0 3/4	26.84	Bernice Holland(OH)	6-12-93
67	98'4 1/4	29.98	Marianne Hamm(FRG)	7-15-95
	88'3	26.90	Bernice Holland(OH)	8- 5-94
68	83'2	25.35	Annchen Reile(FRG)	9-25-83
	74'2 1/2	22.62	Bernice Holland(OH)	5- 6-95
69	81'3 1/2	24.78	Kaija Jortikka(FIN)	10-11-93
	68'7	20.90	Helen Stephens(MO)	6-27-87
70	84'7 3/4	25.80	Toyoko Yoshino(JPN)	8-12-90
	62'8	19.10	E. Hagamann(MA)	7-13-91
71	80'11	24.66	Annchen Reile(FRG)	10-11-86
	65'4	19.91	E. Hagamann(MA)	7-12-92
72	79'1 3/4	24.12	Annchen Reile(FRG)	6-25-88
	65'0 1/4	19.82	Margaret Hinton(TX)	6- -94
73	71'3 1/4	21.72	Annchen Reile(FRG)	7-30-88
	61'1	18.62	Edith Mendyka(CA)	6- 9-84
	p63'11 3/4	19.50	Rose Rustin(NY)	9-23-89
74	76'7 3/4	23.36	Annchen Reile(FRG)	7-22-89
	56'4 1/2	17.18	E. Hagamann(MA)	7-15-95
75	60'10 3/4	18.56	Hanna Gelbrich(FRG)	7-30-88
	58'4 3/4	17.80	Betty Jarvis(NC)	7- 6-91
76	68'4 1/2	20.84	Annchen Reile(FRG)	7-26-91
	55'4 1/2	16.88	Betty Jarvis(NC)	5- 2-92
77	55'11	17.04	Irja Sarnama(FIN)	9-25-83
	54'5 1/2	16.60	Betty Jarvis(NC)	8-15-92
78	61'7 1/2	18.78	Annchen Reile(FRG)	10-11-93
	55'8 1/4	16.97	Betty Jarvis(NC)	9-25-93
79	66'11 1/4	20.40	Annchen Reile(FRG)	7-15-95
	50'8	15.44	Betty Jarvis(NC)	5- 6-95
80	64'6 3/4	19.68	Annchen Reile(FRG)	9-22-95
	45'5 1/4	13.85	Betty Jarvis(NC)	5- 3-96
81	50'8 3/4	15.46	Irja Sarnama(FIN)	8-31-87
	47'7	14.50	Betty Jarvis(NC)	8-21-96
82	54'5 1/2	16.60	Irja Sarnama(FIN)	11-29-87
	35'1	10.69	Carolyn Clark(MO)	5-16-92
83	18'1 1/4	5.52	Marilla Salisbury(CA)	7-26-91
84	18'8 1/2	5.70	Marilla Salisbury(CA)	2-21-92
85	45'3 1/4	13.80	Irja Sarnama(FIN)	7-26-91
	19'2	5.84	Marilla Salisbury(CA)	8-13-93
86	19'6	5.94	Marilla Salisbury(CA)	9-18-93
87	18'4 1/2	5.60	Sarah Packham(GBR)	11- 6-90

HAMMER THROW (4 kg)

35	195'2	59.50	Lyubov Karpova(RUS)	8- 6-93
	126'10	38.66	Joan Stratton(CA)	4-25-87
36	143'1	43.62	F. Guillaume(BEL)	6-24-94
	128'7	39.20	Joan Stratton(CA)	7- 2-88
37	202'4	61.68	Lyubov Karpova(RUS)	9- 4-94
	129'0	39.32	Joan Stratton(CA)	4-29-89
38	135'9	41.38	F. Guillaume(BEL)	7-20-96
	130'1	39.66	Joan Stratton(CA)	6-22-90
39	136'10	41.72	Lisa Kirsch(AUS)	3-16-91
	133'10	40.80	Sarah Boslaugh(NY)	7-21-95
40	137'9	42.00	Lisa Kirsch(AUS)	1-24-93
	132'3	40.32	Joan Stratton(CA)	5-23-92
41	129'11	39.60	Joan Stratton(CA)	9-18-93
42	140'0	42.68	Lisa Kirsch(AUS)	2-19-95
	125'8	38.30	Joan Stratton(CA)	9-18-94
43	138'2	42.12	Inge Faldager(DEN)	7-19-91
	124'5	37.92	Joan Stratton(CA)	7-24-95
44	147'0	44.82	Inge Faldager(DEN)	7- 3-92
	123'5	37.62	Joan Stratton(CA)	4-27-96

Vanessa Hilliard, 55, St. Petersburg, Fla., broke the W55 hammer world record of 151-11/46.30 with a 156-8/47.76, Gainesville, Fla.

Photo by Sarah Meeks

45	150'1	45.76	Annie Bellanger(FRA)	7- 6-96
	91'11 1/4	28.02	Lurline Struppeck(LA)	8-24-91
46	148'10	45.36	Inge Faldager(DEN)	6-10-94
	84'5 1/2	25.74	Brenda Bloomfield(SC)	6-17-88
47	144'2	43.94	Inge Faldager(DEN)	7-21-95
	98'1 1/4	29.90	Brenda Bloomfield(SC)	8- 5-89
48	127'7	38.90	Bev Savage(NZL)	1- 7-95
	105'0	32.02	Brenda Bloomfield(SC)	7- 7-90
49	130'11	39.92	Bev Savage(NZL)	2-18-95
	100'0	30.48	Brenda Bloomfield(SC)	6-22-91

HAMMER THROW (3 grams)

50	141'2	43.04	Janice Davies(AUS)	4-12-92
	139'10	42.62	Vanessa Hilliard(FL)	5-25-91
51	161'1	49.10	M. Parvianen(AUS)	3-24-96
	122'0	37.18	Vanessa Hilliard(FL)	5-16-92
52	156'10	47.80	Janice Davies(AUS)	9-28-94
	101'5	30.92	Joanne Grissom(IN)	7- 4-91
53	155'4	47.36	Janice Davies(AUS)	7- 7-95
	139'5	42.50	Vanessa Hilliard(FL)	4-15-95
54	159'8	48.66	Janice Davies(AUS)	4- 5-96
	158'1	48.18	Vanessa Hilliard(FL)	4-13-96
55	156'8	47.76	Vanessa Hilliard(FL)	4-27-96

56	150'5	45.86	Helen Searle(AUS)	7-21-95
	100'11	30.76	Joanne Grissom(IN)	7- 7-95
57	146'11	44.78	Evaun B. Williams(GBR)	7- 7-95
	103'3	31.48	Joanne Grissom(IN)	9-10-95
58	133'11	40.82	Antonina Ivanova(URS)	7-19-91
	105'4	32.12	Joanne Grissom(IN)	9- 8-96
59	133'2	40.60	Jutta Schaefer(FRG)	7-19-91
	91'11 1/4	28.02	Erika Messner(FL)	4- 8-95
60	144'11	44.18	Jutta Schaefer(FRG)	10-11-92
	97'3 1/4	29.65	Erika Messner(FL)	4- 8-96
61	132'9	40.46	Jutta Schaefer(FRG)	10-13-93
	85'4	26.01	Betty Vosburgh(GA)	8-13-92
62	135'7	41.32	Antonina Ivanova(URS)	7-21-95
	92'2 1/4	28.10	Sally Polk(NM)	9- 5-92
63	151'0	46.04	Jutta Schaefer(FRG)	7-21-95
	86'9	26.44	Judy Fetherstone(NM)	7-21-95
64	97'10	29.82	Lydia Widera(AUS)	4-13-90
	89'0 1/2	27.14	Bernice Holland(OH)	9-22-91
65	108'3	33.00	Lydia Widera(AUS)	3-16-91
	87'10	26.77	Bernice Holland(OH)	6-20-92
66	99'9 3/4	30.42	Lydia Widera(AUS)	4-12-92
	84'6 1/4	25.76	Bernice Holland(OH)	9-12-93
67	100'9	30.71	Lydia Widera(AUS)	3-21-93
	62'5 3/4	19.04	Lucille Sampson(OH)	5- 6-95
68	98'6 3/4	30.04	Ilse Bellin(FRG)	8- 5-89
	82'4	25.09	Lucille Sampson(OH)	8- 3-96
69	96'1 1/2	29.30	Kaija Jortikka(FIN)	10-13-93
	73'10 3/4	22.52	Bernice Holland(OH)	9- 8-96
70	100'5	30.61	Ilse Bellin(FRG)	10-20-91
	72'6	22.10	E. Hagamann(MA)	7-13-91
71	88'11 3/4	27.12	Kaija Jortikka(FIN)	7-21-95
	71'5	21.77	E. Hagamann(MA)	7-12-92
72	81'1 1/4	24.72	Ilse Bellin(FRG)	10-13-93
	69'5	21.16	E. Hagamann(MA)	6- 6-93
73	65'8	20.01	E. Hagamann(MA)	6-26-94
74	67'11 3/4	20.72	E. Hagamann(MA)	7-21-95
75	57'8 1/4	17.58	Annchen Reile(FRG)	7-19-91
	56'7 1/4	17.25	Betty Jarvis(NC)	7- 4-91
76	58'4 3/4	17.80	Betty Jarvis(NC)	5- 2-92
77	67'5 1/2	20.56	Annchen Reile(FRG)	10-11-92
	53'8	16.36	Betty Jarvis(NC)	8-13-92
78	59'7 3/4	18.18	Aili Kaukiner(FIN)	7-21-95
	59'6 1/4	18.14	Betty Jarvis(NC)	8-11-93
79	65'7 1/2	20.00	Ruth Frith(AUS)	8- 5-89
	55'3 3/4	16.86	Betty Jarvis(NC)	8-12-94
80	62'8 3/4	19.12	Ruth Frith(AUS)	4-13-90
	37'3 1/4	11.36	Betty Jarvis(NC)	5- 3-96
81	62'4	19.00	Ruth Frith(AUS)	11- 2-90
	50'11	15.52	Betty Jarvis(NC)	8-21-96
82	57'6 1/2	17.54	Ruth Frith(AUS)	5- 8-92
83	31'0 1/2	9.46	M. Izquierdo Torre(COL	7-21-95
85	59'11	18.26	Ruth Frith(AUS)	7-21-95
89	47'3	14.40	Irja Sarnama(FIN)	6-16-95

JAVELIN THROW (600 grams)

35	219'10	67.00	Tuula Laaksalo(FIN)	9-10-88
	203'7	62.06	Karin Smith(CA)	5-14-91
36	212'10	64.88	Tessa Sanderson(GBR)	7-10-92
	197'11	60.32	Karin Smith(CA)	9- 1-91
37	193'4	58.94	A. Gerhards(FRG)	8-13-72
	158'3	48.24	Jane Frederick(CA)	4- 7-89
38	184'	56.10	Dana Zatopkova(CZE)	6-24-61
	132'10	40.50	Lurline Struppeck(LA)	5-25-85
39	172'4	52.54	A. Gerhards(FRG)	7-27-74
	117'4	35.78	Lurline Struppeck(LA)	8-23-85
40	210'2	64.06	Tessa Sanderson(GBR)	7-12-96
	127'0	38.72	Lurline Struppeck(LA)	5-30-87
41	165'6	50.44	Dana Zatopkova(CZE)	7-15-84
	146'5	44.64	Erlinda Lavandia(PA)	10- 9-93
42	167'8	51.12	Dana Zatopkova(CZE)	9-19-64
	143'0	43.58	Kate Schmidt(CA)	8-15-96
43	158'6	48.32	Almut Broemmel(FRG)	7- 1-78
	142'10	43.54	Erlinda Lavandia(PA)	7-21-95
44	152'11	46.62	Almut Broemmel(FRG)	7-31-79
	118'5	36.10	Lurline Struppeck(LA)	6-22-91
	p157'8	48.06	A. Gerhards(FRG)	- -80
45	156'7	47.74	A. Gerhards(FRG)	5-30-81
	121'4	36.98	Lurline Struppeck(LA)	7-11-92
46	144'0	43.90	Leen Wuyts(BEL)	5- 5-96
	115'0	35.06	Lurline Struppeck(LA)	7-23-93
47	154'2	47.00	N. Bezjak-urbancic(JUG	10- 9-93
	109'6	33.40	Lurline Struppeck(LA)	5-21-94
48	133'1	40.58	Uta Reinacher(FRG)	6-23-85
	110'11	33.82	Lurline Struppeck(LA)	7- 6-95
49	144'1	43.92	Renate Vogel(GDR)	10- 9-93
	96'6	29.41	Christei Miller(CA)	6-30-84

JAVELIN THROW (400grams)

50	123'9	37.72	Heather Doherty(AUS)	10- 2-83
	114'0	34.74	Karen Huff(IL)	9-20-92
51	159'4	48.56	Mary Thomas(AUS)	7-21-95
	118'7	36.14	Becky Sisley(OR)	8- 4-90
52	143'9	43.82	G. Schonauer(AUT)	7-29-89
	106'9	32.54	Becky Sisley(OR)	6-22-91
53	146'2	44.56	Lucyna Krawcewicz(POL)	7-20-91
	108'9	33.14	Becky Sisley(OR)	8-16-92
54	146'10	44.76	G. Schonauer(AUT)	7-20-91
	105'5	32.14	Becky Sisley(OR)	7-30-93
55	151'2	46.08	G. Schonauer(AUT)	8-29-92
	105'1	32.04	Becky Sisley(OR)	7-23-94
56	152'2	46.38	G. Schonauer(AUT)	10- 9-93
	105'10	32.26	Becky Sisley(OR)	7- 6-95
57	140'2	42.74	G. Schonauer(AUT)	9- 3-94
	107'6	32.78	Becky Sisley(OR)	7-13-96
58	139'5	42.50	G. Schonauer(AUT)	10-15-95
	104'1	31.72	Christel Miller(CA)	7-31-93
59	156'11	47.84	G. Schonauer(AUT)	5-25-96
	95'8 3/4	29.18	Christel Miller(CA)	8-11-94
60	118'4	36.08	Heather Doherty(AUS)	10-23-93
	101'11	31.06	Christel Miller(CA)	10-26-95
61	99'9	30.40	Rachel Hanssens(BEL)	7- 4-90
	91'3 1/4	27.82	Christel Miller(CA)	8-15-96
62	108'2	32.98	Birute Kalediene(URS)	7-21-95
	85'8 1/4	26.12	Bernice Holland(OH)	7-29-89
63	96'11	29.54	Rachel Hanssens(BEL)	8-29-92
	84'11	25.88	Bernice Holland(OH)	8- 4-90
64	95'10 1/2	29.22	Rachel Hanssens(BEL)	9- 5-93
	86'7 1/2	26.40	Bernice Holland(OH)	7- 7-91
65	105'11	32.30	Joan Ogden(GBR)	8-16-92
	88'0	26.82	Mavis Lorenz(MT)	6-20-92
66	99'1 3/4	30.22	Rachel Hanssens(BEL)	7-21-95
	86'4	26.31	Mavis Lorenz(MT)	8-12-93
67	96'3 1/4	29.34	Rachel Hanssens(BEL)	7-24-96
	90'0 1/4	27.44	Mavis Lorenz(MT)	8-11-94
68	89'7 1/2	27.32	Marianne Barth(FRG)	10- 9-93
	77'2 3/4	23.54	Bernice Holland(OH)	7-21-95
69	79'11 3/4	24.38	Mavis Lorenz(MT)	8-23-96
70	81'11	24.97	Hanna Gelbrich(FRG)	9-26-83
	71'8	21.84	Edith Mendyka(CA)	8- 9-81
71	79'6 1/4	24.24	Elga Meri(CAN)	5- 2-92
	71'8	21.84	Edith Mendyka(CA)	3-13-82
72	81'5 1/4	24.82	Hanna Gelbrich(FRG)	6-22-85
	72'7	22.12	Edith Mendyka(CA)	5-14-83
73	77'11 3/4	23.77	Hanna Gelbrich(FRG)	7-30-86
	73'8	22.45	Edith Mendyka(CA)	5-12-84
74	77'4 1/4	23.58	Hanna Gelbrich(FRG)	12- 1-87
	67'11	20.70	Edith Mendyka(CA)	8-10-85
75	74'5 3/4	22.70	Hanna Gelbrich(FRG)	7- 1-88
	68'0	20.72	Edith Mendyka(CA)	5-31-86
76	73'11 1/2	22.54	Hanna Gelbrich(FRG)	7-29-89
	65'8	20.01	Edith Mendyka(CA)	6-20-87
77	75'6 1/4	23.02	Hanna Gelbrich(FRG)	6-30-90
	59'11	18.26	Edith Mendyka(CA)	2-21-88
78	74'5 3/4	22.70	Hanna Gelbrich(FRG)	7-20-91
	57'6 1/2	17.54	Edith Mendyka(CA)	7-29-89
79	59'0 3/4	18.00	Irja Sarnama(FIN)	6-22-85
	43'0 1/2	13.12	Betty Jarvis(NC)	7-21-95
	p43'1	13.13	Sylvia Swartz(NY)	7-14-91
80	65'2	19.86	Hanna Gelbrich(FRG)	10- 9-93
	37'1 3/4	11.32	Betty Jarvis(NC)	5- 3-96
81	56'2	17.12	Irja Sarnama(FIN)	8-31-87
	48'0 1/2	14.64	Edith Mendyka(CA)	9-20-92

82	49'5	15.06	Irja Sarnama(FIN)	12- 1-87
	23'0 1/2	7.02	Marilla Salisbury(CA)	8- 4-90
83	30'9 1/4	9.38	M. Izquierdo Torre(COL	7-21-95
	18'3 3/4	5.58	Marilla Salisbury(CA)	7-20-91
84	18'10 3/4	5.76	Marilla Salisbury(CA)	8-16-92
85	45'1	13.74	Irja Sarnama(FIN)	7-20-91
	19'5 1/4	5.92	Marilla Salisbury(CA)	8-12-93
86	21'4 1/4	6.51	Marilla Salisbury(CA)	9-19-93
87	14'5 1/4	4.40	Sarah Packham(GBR)	11- 5-90

WEIGHT THROW (20 pounds)

35	26'5	8.05	Sandra Stepp(CA)	6-16-85
	p31'0	9.45	Susan Kruger(RSA)	10- 2-83
36	40'8 3/4	12.41	V. Rosemary Hill(NZL)	3- 9-96
	38'7	11.76	Joan Stratton(CA)	7- 2-88
37	41'5	12.62	Jody Murray(FL)	4-20-91
38	41'0 1/2i	12.51	Sarah Boslaugh(NY)	2-11-95
39	42'5	12.93	Carol Finsrud(TX)	5-18-96
40	39'11 1/4i	12.17	Joan Stratton(CA)	2-15-92
41	39'0 1/2	11.90	Joan Stratton(CA)	9-18-93
42	36'6 3/4	11.14	Joan Stratton(CA)	9-18-94
43	40'2 3/4	12.26	Joan Stratton(CA)	6-10-95
44	40'7 1/2 i	12.38	Joan Stratton(CA)	3-31-96
45	31'1 1/4	9.48	B. Margaret Church(NZL	3-28-94
	23'0 3/4	7.03	Lurline Struppeck(LA)	8-24-91
46	30'5 3/4i	9.29	Pauline Thomas(WA)	2-26-95
47	29'9	9.07	Brenda Bloomfield(SC)	6-24-89
48	34'1	10.39	C. Battersby(AUS)	11- 8-92
	32'9i	9.98	Vanessa Hilliard(FL)	3-24-90
49	38'4 3/4 i	11.70	Vanessa Hilliard(FL)	3-24-91
54	44'7 1/2	13.60	Vanessa Hilliard(FL)	12-30-95
56	22'4 1/2i	6.82	Anne Cirulnick(NY)	3-17-91
60	p21'0 3/4	6.42	Iris Bishop(NZL)	11-23-95
69	12'8	3.86	Isabella Okendhal(RSA)	10- 2-83
70	21'9 1/2i	6.64	E. Hagamann(MA)	3-17-91
71	p8'7i	2.61	Beryl Siringer(OH)	1- 5-85
82	15'2 3/4	4.64	Rubye Fowler(TN)	9-21-91

WEIGHT THROW (16 pounds)

50	48'11	14.91	Vanessa Hilliard(FL)	12-29-91
51	44'1 1/2	13.45	Janice Davies(AUS)	11- 8-92
	40'6 1/4i	12.35	Joanne Grissom(IN)	3-24-90
52	35'2	10.72	Brenda Bloomfield(SC)	5- 7-94
53	49'9	15.16	Vanessa Hilliard(FL)	4- 9-95
54	54'10 3/4	16.73	Vanessa Hilliard(FL)	4-13-96
55	55'8 1/2	16.98	Vanessa Hilliard(FL)	5-18-96
56	37'4 3/4i	11.40	Joanne Grissom(IN)	3-25-95
57	39'9 1/2	12.13	Joanne Grissom(IN)	9-10-95
58	37'1	11.30	Joanne Grissom(IN)	9- 8-96
59	34'6 1/4	10.52	Erika Messner(FL)	4- 8-95
60	35'5 1/4	10.80	Erika Messner(FL)	4- 8-96
61	29'3 1/4	8.92	Mary Thomson(CAN)	6-30-90
	27'4 1/4	8.34	Anne Cirulnick(NY)	6-16-96
62	30'4 1/4	9.25	Sally Polk(NM)	9- 5-92
63	32'11 3/4i	10.05	Bernice Holland(OH)	3-24-90
64	29'6	8.99	Bernice Holland(OH)	9- 8-91
65	29'9 1/2	9.08	Bernice Holland(OH)	9-13-92
66	32'11	10.03	Lydia Widera(AUS)	11- 8-92
	32'5 3/4	9.90	Bernice Holland(OH)	9-12-93
67	25'1 1/2	7.66	Lucille Sampson(OH)	5- 6-95
68	25'0 3/4	7.64	Bernice Holland(OH)	9-10-95
69	23'8	7.21	Bernice Holland(OH)	9- 8-96
70	p10'5 1/2	3.19	Beryl Siringer(OH)	10- 9-83
	p9'7 1/4	2.93	Beryl Siringer(OH)	8- 6-83
71	26'2 1/4i	7.98	E. Hagamann(MA)	4- 4-92
72	27'7 1/2i	8.42	E. Hagamann(MA)	3- 7-93
73	21'4	6.50	Elga Meri(CAN)	5- 7-94
74	21'0	6.40	B. Kleinschmidt(VA)	5- 3-96
75	20'2 1/4 i	6.15	E. Hagamann(MA)	3-31-96
76	20'5	6.22	Betty Jarvis(NC)	5- 2-92
78	26'11 3/4	8.22	Betty Jarvis(NC)	9-25-93
79	18'9 1/2	5.73	Betty Jarvis(NC)	5- 6-95
80	19'5	5.92	Betty Jarvis(NC)	5- 3-96
82	16'11 1/4	5.16	Rubye Fowler(TN)	9-21-91

MEN'S RACEWALKING

3K WALK

37	11:29.87i	Jonathon Matthews(CA)	1-22-94
40	13:27y	Bob Keating(NH)	3-15-87
	p13:18y	Ray Funkhouser(NJ)	- -
41	12:35i	Ray Funkhouser(NJ)	2-23-92
42	12:26	Ray Funkhouser(NJ)	1-10-93
43	13:08y	Larry Walker(CA)	1-11-86
44	13:24	Gary Null(NY)	4-23-89
	12:52p	Aris Karagiorgos(GRE)	6-23-96
45	13:21i	Gary Null(NY)	12-29-90
46	13:20i	Gary Null(NY)	2-17-91
47	13:17i	Gary Null(NY)	3-22-92
48	13:00i	Don Denoon(IL)	2- 7-92
49	12:06	Gary Little(NZL)	11-23-91
	12:38.71i	Don Denoon(IL)	2-20-93
50	12:35.0i	Don Denoon(IL)	2- 5-94
51	12:18	Gary Little(NZL)	1-23-93
	14:22i	Jim Carmines(PA)	3-19-95
52	13:00	Gary Little(NZL)	3-20-94
	13:28.85i	Jim Carmines(PA)	3-31-96
53	12:50.27	Gary Little(NZL)	12- 8-95
	15:29i	Paul Johnson(AK)	3-23-91
54	14:17	John Elwarner(MI)	7- 4-94
55	14:22.40i	Ed Kousky(OR)	3-31-96
	14:23y	Maurice Hinton(NZ)	11-10-90
56	14:29	David Stevens(GB)	7-18-92
	15:16i	Jack Boitano(CT)	3-18-89
57	14:30	Max Green(MI)	10-21-89
58	14:24.53i	Paul Johnson(AK)	3-31-96
59	14:33	Max Green(MI)	7- 4-91
60	14:43	Max Green(MI)	6-27-92
61	16:34	Bob Fine(NY)	7-19-92
62	15:47i	Jack Bray(CA)	2-24-95
63	15:58yi	Robert Mimm(NJ)	1-10-88
64	14:57.30i	Max Green(MI)	3-31-96
65	15:39.67i	George Chaplin(GB)	3- 2-96
	16:09i	Robert Mimm(NJ)	3-24-90
66	16:40.38i	Vance Genzlinger(MI)	3-31-96
67	16:57i	Robert Mimm(NJ)	4- 4-92
68	17:22i	George Heller(NY)	2-24-91
69	17:07.42i	Ed Gawinski(DE)	3-31-96
	17:08	Robert Mimm(NJ)	8- 4-94
70	17:23.46i	William Flick(PA)	3-31-96
71	17:58.74i	John Nervetti(NJ)	3-31-96
72	17:58i	Don Gladding(US)	4-10-94
73	18:00	Don Gladding(US)	9-27-94
74	19:17y	Giulio Depetra(CA)	5-19-85
75	16:19.6	James Grimwade(GB)	7-12-87
	19:28y	Chesley Unruh(CA)	6-19-82
76	21:23yi	Byron Fike(OH)	2-26-84
	p21:06	Ed Seeger(VA)	- -
77	19:46i	Bill Tallmadge(KY)	3-25-94
78	20:52yi	Martin Bartels(IL)	3-15-87
79	22:47yi	Byron Fike(OH)	2-22-87
80	17:41.4i	James Grimwade(GB)	3-20-93
	21:39.16i	Bill Patterson(KY)	3-31-96
81	21:49	Byron Fike(OH)	10-21-89
82	23:05i	Byron Fike(OH)	2-21-90
83	24:12y	Paul Fairbank(MD)	10-22-89
84	24:22y	Sam Gadless(FL)	11-23-91
85	25:00yi	Earl Bailey(VA)	3-11-84

86	24:40i	George Conway(MA)	3-18-89
87	23:53	Sam Gadless(FL)	5-30-94
88	36:51y	Earl Bailey(VA)	11- 1-87

5K WALK

35	20:55	Gary Morgan(MI)	9-16-95
36	20:06.02i	Gary Morgan(MI)	3- 2-96
37	20:01.50i	Jonathon Matthews(CA)	3- 5-94
40	20:45	Jonathon Matthews(CA)	9-14-96
41	20:20	Willi Sawall(AUS)	2-19-83
	20:57	Ray Funkhouser(NJ)	7- 6-92
42	21:04	Ray Funkhouser(NJ)	5-14-93
43	21:10	Larry Walker(CA)	6-14-86
44	21:58	Bill Ranney(CA)	8- 9-79
45	21:27	Larry Walker(CA)	6-18-88
46	21:40	Larry Walker(CA)	6-18-89
47	22:09	John Knifton(TX)	10-11-86
48	21:11	Willi Sawall(AUS)	3-31-90
	21:50	Larry Walker(CA)	6-15-91
49	20:54.4	Gary Little(NZL)	12- 7-91
	22:01	Larry Walker(CA)	2-23-92
50	21:01	Gary Little(NZL)	2-16-92
	21:41	Don Denoon(IL)	9-18-93
51	21:12	Gary Little(NZL)	2-17-93
	21:56	Don Denoon(IL)	8-12-94
52	21:42	Gary Little(NZL)	2- 9-94
	23:17	Larry Walker(CA)	5-17-95
53	23:03	Jim Carmines(PA)	8-25-96
54	22:12.00	Gary Little(NZL)	1-31-96
	24:18	Max Green(MI)	11-10-86
55	22:44.6	V. Golubnichiy(URS)	7-21-91
	24:16	Max Green(MI)	5-17-87
56	23:33.53	Murray Dickinson(AUS)	7-22-95
	24:29	Paul Johnson(AK)	10-16-93
57	24:38	Dave Romansky(NJ)	8- 7-95
58	24:36	Max Green(MI)	4-21-90
59	24:24	Max Green(MI)	7-21-91
60	24:48	Bryan Hawkins(GB)	5-24-88
	25:00	Max Green(MI)	7-18-92
61	25:12	Max Green(MI)	10-16-93
62	24:07.71	Gerhard Weidner(FRG)	7-22-95
	25:11	Jack Bray(CA)	7-22-95
63	25:23	Max Green(MI)	7-22-95
64	27:03	Carlo Bomba(ITA)	7-30-86
	27:13	Robert Mimm(NJ)	6-19-89
65	27:29	Robert Mimm(NJ)	8- 2-90
66	25:44	Tom Daintry(AUS)	3-25-78
	26:55	Robert Mimm(NJ)	2-10-91
67	27:02	Olaf Petterson(SWE)	7-21-91
	27:53	Robert Mimm(NJ)	8-23-92
68	26:49.38	Tom Daintry(AUS)	4-15-79
	28:08	Jack Starr(DE)	8-25-96
69	26:27	Tom Daintry(AUS)	1-11-81
	28:21	William Flick(PA)	9-17-95
70	28:24	William Flick(PA)	8-25-96
71	27:02	Tom Daintry(AUS)	4-10-82
	29:48	Gordon Wallace(AZ)	8-15-81
72	29:15	Gordon Wallace(AZ)	6-12-82
73	28:09	Alfred Roberts(GB)	8-13-75
	29:55	Gordon Wallace(AZ)	8-20-83
74	27:56	James Grimwade(GB)	7-28-86
	30:13	Giulio Depetra(CA)	5-19-85
75	27:40	James Grimwade(GB)	6-28-87
	30:47	Giulio Depetra(CA)	5-18-86
76	28:44	Tom Daintry(AUS)	4-18-87
	31:20	Giulio Depetra(CA)	10- 9-87
77	32:21	Giulio Depetra(CA)	6-26-88
78	29:33	Tom Daintry(AUS)	8- 4-89
	32:13	Giulio Depetra(CA)	8- 4-89
79	29:59	Tom Daintry(AUS)	4-14-90
	32:34	Giulio Depetra(CA)	4- 7-90
80	29:24.2	James Grimwade(GB)	6- 7-92
	34:46	Giulio Depetra(CA)	6- 8-91
81	33:57	Tom Daintry(AUS)	12- 1-92
	34:29	Giulio Depetra(CA)	7- 1-92
82	32:35	Albert Theobald(AUS)	3-24-79
	34:43	Byron Fike(OH)	8- 7-90
83	32:21	Albert Theobald(AUS)	4- 6-80
	34:52	Paul Spangler(CA)	6-19-82
84	37:35	Paul Spangler(CA)	9-26-83
85	33:15	Albert Theobald(AUS)	4-10-82
	36:48	Sam Gadless(FL)	3-28-92



Ed Kousky, M50 racewalker, at the 1995 National Championships. Kousky, holder of the M50-54 world indoor 3000m record, will be competing in the 1996 championships in Spokane, Wash. Photo by Suzy Hess

86	33:15	Albert Theobald(AUS)	4- 4-83
	37:41	Paul Spangler(CA)	8-24-85
87	33:53	Albert Theobald(AUS)	4-21-84
	37:10	Paul Spangler(CA)	5-24-86
88	34:54	Albert Theobald(AUS)	6-26-85
	38:26	Paul Spangler(CA)	7-25-87
90	35:10	Albert Theobald(AUS)	4-18-87
	43:51	Paul Spangler(CA)	8- 4-89

10K WALK

36	44:02	Gary Morgan(MI)	5-19-96
37	41:59.91	Jonathon Matthews(CA)	4-30-94
39	43:46	Jonathon Matthews(CA)	4-28-96
40	40:08	Willi Sawall(AUS)	8-28-82
	43:23	Larry Walker(CA)	12- 4-83

41	40:39	Marcel Jobin(CAN)	7-23-83
	43:26	Ray Funkhouser(NJ)	4-25-92
42	41:14	Willi Sawall(AUS)	5-26-84
	43:47	Ray Funkhouser(NJ)	4-24-93
43	45:12	John Knifton(TX)	10-16-82
44	41:58	Willi Sawall(AUS)	4-12-86
	44:35	Larry Walker(CA)	4-26-87
45	44:54	Larry Walker(CA)	4-24-88
46	42:18	Willi Sawall(AUS)	4- 2-88
	45:18	Larry Walker(CA)	12- 9-89
47	42:26	Willi Sawall(AUS)	7-15-89
	45:00	Larry Walker(CA)	4-22-90
48	45:34	Gary Little(NZL)	11- 4-90
	46:27	Larry Walker(CA)	4-21-91
49	43:44	Gary Little(NZL)	10-12-91
	45:44	Don Denoon(IL)	7-11-92
50	42:20	Gary Little(NZL)	2-16-92
	45:50	Don Denoon(IL)	6-18-93
51	44:33	Gary Little(NZL)	4-17-93
	45:00	Don Denoon(IL)	7-16-94
52	46:36	Gary Little(NZL)	2-20-94
	48:14.28	Jim Carmines(PA)	4-27-96
53	48:05	Don Denoon(IL)	5-19-96
54	46:24	Gary Little(NZL)	6-16-96
	49:54	Max Green(MI)	9-28-86
55	49:06	Louis Marquis(SWI)	7-11-85
	50:00	Max Green(MI)	9-22-87
56	49:58	George Chaplin(GB)	9-27-87
	50:04	Max Green(MI)	4-10-88
57	50:09	Max Green(MI)	10-21-89
58	50:03	Max Green(MI)	9-30-90
59	50:23	Max Green(MI)	7-13-91
60	51:02	Max Green(MI)	5-31-92
61	51:20	Max Gould(CAN)	10-14-78
	51:29	Max Green(MI)	9-11-93
62	47:48	Carlo Bomba(ITA)	9- 2-84
	52:57	Max Green(MI)	10- 1-94
63	50:26	Carlo Bomba(ITA)	10-14-84
	53:48	Max Green(MI)	5-28-95
64	53:53	Max Green(MI)	5-19-96
65	55:30	George Braceland(PA)	12-23-78
66	56:14	Robert Mimm(NJ)	1-20-91
67	58:03	Chico Scimone(ITA)	7-28-79
	58:24	Robert Mimm(NJ)	7-11-92
68	57:12	Dick Horsley(AUS)	7-18-81
	58:33	Robert Mimm(NJ)	7-10-93
69	58:07	Arne Svensson(SWE)	10-19-86
	59:22	Robert Mimm(NJ)	7-16-94
70	54:17	Tom Daintry(AUS)	5- 9-81
	59:21	William Flick(PA)	5-19-96
71	60:42	Cokey Daman(VA)	7- 7-90
72	61:02	Connor Johnson(RSA)	7-28-79
	61:45	Giulio Depetra(CA)	8-21-83
73	57:17	James Grimwade(GB)	11-17-85
	61:03	Cokey Daman(VA)	7-11-92
74	55:56	James Grimwade(GB)	10-12-86
	62:09	Giulio Depetra(CA)	5- 4-85
75	55:01	James Grimwade(GB)	9-27-87
	64:48	Gordon Wallace(AZ)	11- 3-85
76	66:02	Giulio Depetra(CA)	6- 7-87
77	61:18	Alfred Roberts(GB)	7-28-79
	65:54	Tony Perona(CA)	11- 3-85
78	68:44	Bill Tallmadge(KY)	7-16-94
79	62:51	Tom Daintry(AUS)	4-21-90
	68:06	Giulio Depetra(CA)	4-28-90
80	71:01	Tony Perona(CA)	3-19-89
81	61:25.4	James Grimwade(GB)	8-15-93
	69:48	Ellery Clark(MA)	7-13-91
82	66:40	Albert Theobald(AUS)	6- 2-79
	72:59	Tony Perona(CA)	5-27-90
83	66:24	Albert Theobald(AUS)	3- 5-80
	76:00	Tony Perona(CA)	6-23-91
84	83:46	Tony Perona(CA)	6- 7-92
86	83:56	George Conway(MA)	7- 8-89
87	82:44	George Conway(MA)	7- 7-90
88	83:51	George Conway(MA)	6-23-91
90	89:55	George Conway(MA)	7-10-93

ONE HOUR WALK

[illegible]	8-1295	14.059 Jonathon Matthews(CA)	11-14-93
[illegible]	7-598	11.812 Brian Saviloni(MA)	10-14-90
[illegible]	8-317	13.165 Ray Funkhouser(NJ)	9-27-92
42	7-1241	12.400 Bob Keating(NH)	10-[illegible]2-89
43	7-199	11.447 Brian Saviloni(CT)	10- 3-93
44	7-1428	12.571 Bob Keating(NH)	10-20-91
45	7-1649	12.773 Bob Keating(NH)	10-18-92
46	8-408	13.248 Larry Walker(CA)	12- 9-89
47	7-316	11.554 Bob Keating(NH)	10- 9-94
48	7-669	11.877 Bob Keating(NH)	10- 8-95
49	7-544	11.763 Tom Knatt(NH)	10- 8-89
50	7-1105	12.276 Larry Walker(CA)	12-11-93
51	7-1158	12.324 John Knifton(TX)	12-29-90
52	7-168	11.419 Dick Ruquist(MA)	10-14-90
53	6-1487	11.016 Alan Yap(CO)	10- 8-95
54	6-1703	11.213 John Elwarner(MI)	9-18-93
55	7-143	11.396 John Elwarner(MI)	9-10-94
56	6-1726	11.234 Dave Romansky(NJ)	4-24-94
57	6-946	10.521 Paul Johnson(AR)	10- 9-94
58	7-20	11.284 Sal Corrallo(VA)	10-22-89
59	7-333	11.570 Max Green(MI)	7- 7-91
60	7-85	11.343 Jack Bray(CA)	11-13-93
61	7-152	11.404 Jack Bray(CA)	7-17-94
62	6-1578	11.099 Max Green(MI)	9-10-94
63	6-1568	11.090 Jack Bray(CA)	9-14-96
64	p4-1451	7.764 D. Shepardson(MA)	10-13-96
65	6-1071	10.635 Robert Mimm(NJ)	10-22-89
66	6-1106	10.667 Robert Mimm(NJ)	12-23-90
67	5-1666	9.570 John Gray(MA)	10-20-91
68	6-505	10.118 Jack Starr(DE)	10-11-96
69	6-427	10.047 Robert Mimm(NJ)	12-10-93
70	6-179	9.820 Klaus Timmerhaus(CO)	10- 9-94
71	5-1624	9.532 Robert Mimm(NJ)	9-14-96
72	6-185	9.825 Howard Channell(CO)	9-16-90
73	5-1402	9.329 Don Johnson(NJ)	10-14-90
75	5-1347	9.278 Howard Channell(CO)	10-11-93
76	5-709	8.695 Tim Dyas(NJ)	10-11-96
77	4-749	7.122 Meyer Mathis(MD)	11- 5-95
79	4-657	7.038 Sol Tanenbaum(FL)	4-27-96
80	4-1718	8.008 Frank Rubin(MA)	10-18-92
81	4-1046	7.394 Harry Drazin(NJ)	12-28-94
82	4-694	7.072 Frank Rubin(MA)	10- 9-94
83	4-1549	7.854 Sam Gadless(FL)	11- 3-90
84	4-191	6.612 Fred Brown(MA)	10-14-90
88	4-557	6.947 George Conway(MA)	10-29-91
90	4-393	6.797 George Conway(MA)	10- 3-93

15K WALK

36	1:03:51	Jonathon Matthews(CA)	5-23-93
40	1:04:26	Willi Sawall(AUS)	4-28-82
	1:07:34	Larry Walker(CA)	5-15-83
41	1:07:52	Ray Funkhouser(NJ)	6-10-92
42	1:02:47	Willi Sawall(AUS)	6- 2-84
	1:11:39	Bob Keating(NH)	7-30-89
43	1:10:20	Larry Walker(CA)	4-20-86
44	1:08:37	Larry Walker(CA)	11-29-87
45	1:05:35	Willi Sawall(AUS)	8-15-87
	1:15:21	Rudy Haluza(CA)	12-19-76
46	1:04:53	Willi Sawall(AUS)	6-26-88
	1:10:57	Larry Walker(CA)	4-30-89
47	1:09:34	Larry Walker(CA)	10-16-90
48	1:10:39	Larry Walker(CA)	3-16-91
49	1:06:00	Gary Little(NZL)	10-12-91
	1:16:37	Jack Boitano(CT)	6-27-82
50	1:04:18	Gary Little(NZL)	2-16-92
	1:11:00	Don Denoon(IL)	6-18-93
51	1:07:59	Gary Little(NZL)	11-21-93
	1:08:59	Don Denoon(IL)	7-10-94
52	1:13:52	Mario Sciarretta(ITA)	10-12-86
	1:16:21	Jim Carmines(PA)	9-24-95
53	1:15:09	Don Denoon(IL)	9-21-96
54	1:12:30	Gary Little(NZL)	2-11-96
	1:20:10	Max Green(MI)	2- 7-87
55	1:14:09	Maurice Hinton(NZ)	10-13-90
	1:19:15	Max Green(MI)	8-16-87
56	1:17:34	Max Green(MI)	4-17-88
57	1:19:35	Max Green(MI)	8-19-89
58	1:17:29	Max Green(MI)	4- 8-90
59	1:18:44	Max Green(MI)	4-14-91
60	1:21:10	Max Green(MI)	4-12-92
61	1:27:12	Howard Jacobsen(NY)	9-16-92
62	1:20:53	Carlo Bomba(ITA)	2- 5-84
	1:24:35	Anthony Medieros(MA)	10-11-75
63	1:20:12	Max Gould(CAN)	9-28-80
	1:21:16	Max Green(MI)	9-24-95

64	1:24:10	Anthony Medieros(MA)	9-17-77
65	1:29:12	Robert Mimm(NJ)	4- 8-90
66	1:26:19	Robert Mimm(NJ)	2-23-91
67	1:27:42	Robert Mimm(NJ)	2- 7-92
68	1:32:55	Jack Starr(DE)	9-21-96
69	1:33:42	Gordon Wallace(AZ)	6- 2-79
70	1:22:53	Tom Daintry(AUS)	4-25-81
	1:32:30	Gordon Wallace(AZ)	7-12-80
71	1:35:38	Gordon Wallace(AZ)	1-13-81
72	1:31:57	Giulio Depetra(CA)	8-21-83
73	1:35:35	Giulio Depetra(CA)	11-17-84
74	1:35:49	Giulio Depetra(CA)	11-17-85
75	1:28:46	Tom Daintry(AUS)	6-22-86
	1:43:05	Gordon Wallace(AZ)	8- 4-85
76	1:34:47	Albert Theobald(AUS)	12-23-73
	1:39:25	Giulio Depetra(CA)	6- 7-87
77	1:40:32	Giulio Depetra(CA)	6- 5-88
78	1:41:14	Giulio Depetra(CA)	4-30-89
79	1:38:26	Tom Daintry(AUS)	4-29-90
	1:50:14	Tony Perona(CA)	3-20-88
80	1:47:52	Tony Perona(CA)	3-19-89
82	1:52:22	Tony Perona(CA)	5-27-90
84	2:31:57	Earl Bailey(VA)	11-05-83
86	2:09:18	Tony Perona(CA)	5-21-95

20K WALK

35	1:27:37.5	Gary Morgan(MI)	11- 5-95
36	1:24:56	Jonathon Matthews(CA)	5-23-93
37	1:29:02.3	Jonathon Matthews(CA)	6-16-94
38	1:35:41	Steve Pecinovsky(AR)	9-26-93
39	1:27:30	Jonathon Matthews(CA)	5-19-96
40	1:21:36	Willi Sawall(AUS)	7- 4-82
	1:29:57	Dan O'Connor(NY)	5-10-92
41	1:25:11	Willi Sawall(AUS)	9- 3-83
	1:29:35	Ray Funkhouser(NJ)	8-29-92
42	1:23:27	Willi Sawall(AUS)	4- 5-84
	1:33:29	Ray Funkhouser(NJ)	3-28-93
43	1:27:40	Gerhard Weidner(FRG)	4-16-76
	1:36:51	John Knifton(TX)	3-13-83
44	1:25:09	Willi Sawall(AUS)	4-19-86
	1:31:31	Larry Walker(CA)	11-29-87
45	1:31:21	Gerhard Weidner(FRG)	8-12-78
	1:41:01	Bob Keating(NH)	4- 5-92
46	1:25:03	Willi Sawall(AUS)	8-27-88
	1:32:42	Larry Walker(CA)	7-30-89
47	1:28:12	Willi Sawall(AUS)	12-18-88
	1:33:09	Larry Walker(CA)	6-16-90
48	1:34:21	Larry Walker(CA)	3-16-91
49	1:28:32	Gary Little(NZL)	10-12-91
	1:32:21	Don Denoon(IL)	3-28-93
50	1:26:32	Gary Little(NZL)	2-16-92
	1:33:38	Don Denoon(IL)	3-27-94
51	1:30:07	Gary Little(NZL)	3- 7-93
	1:33:28	Don Denoon(IL)	7-10-94
52	1:35:35	Gerhard Weidner(FRG)	4-27-85
	1:42:36	Jim Carmines(PA)	3-25-96
53	1:35:15	Gerhard Weidner(FRG)	7-11-86
	1:42:45	Sal Corrallo(VA)	3- 4-84
54	1:38:11	Gary Little(NZL)	3- 3-96
	1:48:48	Max Green(MI)	7-20-86
55	1:41:35	Louis Marquis(SWI)	6-16-85
	1:45:36	Max Green(MI)	8-16-87
	p1:37:04	Gerhard Weidner(FRG)	- -
56	1:43:53	Max Green(MI)	4-11-88
57	1:44:50	John Ljunggren(SWE)	8-13-77
	1:46:31	Max Green(MI)	4-16-89
58	1:43:41	Max Green(MI)	4- 8-90
59	1:45:56	Max Green(MI)	4-14-91
60	1:47:38	Max Gould(CAN)	8-13-77
	1:48:44	Max Green(MI)	4-12-92
61	1:44:23	Max Gould(CAN)	9-15-78
	1:50:55	Robert Mimm(NJ)	10- 5-86
62	1:44:57	Gerhard Weidner(FRG)	7-16-95
	1:51:19	Robert Mimm(NJ)	9- 7-87
63	1:43:50	Carlo Bomba(ITA)	6- 2-85
	1:49:09	Robert Mimm(NJ)	11-29-87
64	1:52:46	Alfred Poole(GB)	9-15-78
	1:56:00	Robert Mimm(NJ)	4-30-89
65	1:54:30	Max Gould(CAN)	7-31-82
	1:56:00	Robert Mimm(NJ)	5- 6-90
66	1:55:52	Robert Mimm(NJ)	7-25-91
67	2:00:18	Max Gould(CAN)	6-29-85
	2:00:51	Robert Mimm(NJ)	5- 3-92
68	2:01:42	J. Stork-Zofka(CZE)	8-13-77
	2:02:20	Robert Mimm(NJ)	10-11-93
69	1:51:18	Tom Daintry(AUS)	1-13-81
	2:00:39	Robert Mimm(NJ)	8-14-94
70	1:59:59	Alfred Roberts(GB)	4- 1-72
	2:03:37	Cokey Daman(VA)	7-30-89
71	2:01:35	Charles Megnin(GB)	8- 1-86
	2:07:52	Cokey Daman(VA)	5- 6-90
72	2:04:47	Giulio Depetra(CA)	8-21-83
73	1:59:38	James Grimwade(GB)	7- -85
	2:09:32	Don Johnson(NJ)	5- 6-90
74	1:58:10	James Grimwade(GB)	8- 1-86
	2:09:12	Giulio Depetra(CA)	6-29-85
75	1:55:19	James Grimwade(GB)	11-29-87
	2:11:47	Giulio Depetra(CA)	8- 1-86
76	1:59:42	Alfred Roberts(GB)	9-15-78
	2:12:20	Giulio Depetra(CA)	11-29-87
77	2:07:33	Alfred Roberts(GB)	7-31-79
	2:09:44	Giulio Depetra(CA)	2- 2-88
78	2:10:53	Tom Daintry(AUS)	7-30-89
	2:13:34	Giulio Depetra(CA)	7-30-89
79	2:06:19	Tom Daintry(AUS)	4-16-90
	2:20:35	Giulio Depetra(CA)	7- 8-90
80	2:04:49	James Grimwade(GB)	6-20-92
	2:24:48	Giulio Depetra(CA)	7-25-91
81	2:19:25	Giulio Depetra(CA)	7- 3-92
82	2:29:00	Giulio Depetra(CA)	10-11-93
83	2:22:12	Albert Theobald(AUS)	1-13-81
85	2:26:07	Albert Theobald(AUS)	8-21-82
86	2:28:24	Albert Theobald(AUS)	4- 5-83
	2:56:32	Earl Bailey(VA)	5-26-85
87	3:00:29	Tony Perona(CA)	3-17-96
88	2:35:12	Albert Theobald(AUS)	6-29-85
90	2:34:01	Albert Theobald(AUS)	4- 3-87

25K WALK

36	1:54:49	Gary Morgan(MI)	5- 5-96
37	1:58.20	Jonathon Matthews(CA)	8-21-93
40	2:01:22	John Knifton(TX)	3-23-80
41	2:02:46	Roy Thorpe(GB)	8-16-75
	2:10:18	Ron Kulik(NJ)	11-26-78
42	2:10:32	Jeff Bomer(TX)	11-26-78
43	2:08:00	Bill Ranney(CA)	3-18-79
44	1:59:59	Larry Walker(CA)	5-24-87
45	2:04:52	Bill Ranney(CA)	7-13-80
46	2:11:54	Bill Ranney(CA)	3-28-82
47	2:01:26	Gary Little(NZL)	10-15-89
	2:09:26	Eugene Kitts(HI)	1- 8-95
48	2:13:43	P. Andreotti(ITA)	6-11-89
	2:13:55	Jack Boitano(CT)	7-19-81
49	1:52:10	Gary Little(NZL)	10-12-91
	2:16:59	Sal Corrallo(VA)	11- 2-80
50	1:59:58	Gary Little(NZL)	4-12-92
	2:16:13	Sal Corrallo(VA)	7-19-81
51	1:56:11	Gary Little(NZL)	11-21-93
	2:20:55	Robert Mimm(NJ)	4-25-76
52	2:11:01	John Allen(CA)	11-26-78
53	2:25:04	Mario Sciarretta(ITA)	9-20-87
	2:26:46	Fred Dunn(CA)	3-28-82
54	2:17:01	Max Green(MI)	4- 6-86
55	2:14:06	Max Green(MI)	5-24-87
56	2:17:23	Ed Whiteman(LA)	5-21-95
57	2:23:33	Dave Romansky(NJ)	5-21-95
58	2:19:33	Max Gould(CAN)	8-16-75
	2:22:37	Robert Mimm(NJ)	4-10-83
59	2:31:47	Jan Blidberg(SWE)	8-16-75
	2:36:26	James McGrath(NY)	5- 5-96
60	2:25:16	Robert Mimm(NJ)	4-21-85
61	2:28:51	Robert Mimm(NJ)	4- 6-86
62	2:28:36	Anthony Medieros(MA)	10-26-75
63	2:14:02	Carlo Bomba(ITA)	3- 3-85
	2:22:04	Max Green(MI)	1-28-96
64	2:21:31	Max Green(MI)	5- 5-96
65	2:37:21	Sydney Smith(GB)	8-16-75
	2:42:01	Robert Mimm(NJ)	9- 4-90
66	2:43:55	Anthony Medieros(MA)	12-16-79
67	2:48:35	Jack Starr(DE)	5- 5-96
68	2:48:06	Don Johnson(NJ)	4-21-85
69	2:42:59	Gordon Wallace(AZ)	6-17-79
70	2:30:26	Tom Daintry(AUS)	5-17-81
	2:39:15	Robert Mimm(NJ)	5-21-95
71	2:47:31	Cokey Daman(VA)	9- 4-90
72	2:54:46	Gordon Wallace(AZ)	3-28-82

73	2:37:56	Alfred Roberts(GB)	8-16-75
	2:56:58	Gordon Wallace(AZ)	5-21-83
74	2:49:06	Cokey Daman(VA)	12-31-92
75	3:07:10	Harry Drazin(NJ)	10-16-88
76	3:48:56	George Knox(OH)	3-27-88
77	3:09:45	Gordon Wallace(AZ)	5-24-87
78	2:48:44	Albert Theobald(AUS)	8-16-75
	3:09:03	Tony Perona(CA)	5-24-87
84	3:59:43	Earl Bailey(VA)	11- 5-83
85	3:52:20	Earl Bailey(VA)	11- 3-84

50K WALK

35	4:03:13	Andrzej Chylinski(CO)	8- 2-96
36	3:51:46	Ronald Weigel(GER)	4-28-96
	4:01:36	Jonathon Matthews(CA)	2-14-93
38	4:02:42	Jonathon Matthews(CA)	1- 8-95
40	3:53:05	Evgeny Ivchenko(URS)	5-13-79
	4:13:53	Dan O'Connor(NY)	4-21-92
41	3:50:24	Evgeny Ivchenko(URS)	7-27-79
	4:25:44	Eugene Kitts(HI)	3- 5-89
42	3:55:16	Marcel Jobin(CAN)	4-15-84
	4:19:27	Eugene Kitts(HI)	10-28-90
43	4:06:20	Gerhard Weidner(FRG)	9-18-76
	4:15:13	Eugene Kitts(HI)	3-19-91
44	3:59:48	Willi Sawall(AUS)	8-17-86
	4:33:37	Mike Dewitt(WI)	1- 8-95
45	4:02:17	Gerhard Weidner(FRG)	10- 1-78
	4:56:57	Christian Amoroso(CO)	6-16-79
46	4:01:01	Gerhard Weidner(FRG)	9-30-79
	4:36:24	Bill Ranney(CA)	6-20-82
47	4:00:49	Gerhard Weidner(FRG)	4-19-80
	4:23:53	Eugene Kitts(HI)	1- 8-95
48	4:17:45	Gerhard Weidner(FRG)	4-26-81
	4:53:11	Sal Corrallo(VA)	8-26-79
49	4:39:27	Gary Little(NZL)	6- 2-91
	4:52:31	Sal Corrallo(VA)	5-13-80
50	4:14:37	Gerhard Weidner(FRG)	8-28-83
	5:14:43	Glen Wells(UT)	4-27-86
51	4:45:09	Gary Little(NZL)	10-10-93
	5:07:01	Sal Corrallo(VA)	5-16-82
52	4:55:12	John Allen(CA)	9-10-78
53	5:03:29	Peter Worth(GB)	8- 6-83
	5:04:45	Sal Corrallo(VA)	4-29-84
54	5:04:46	Don Johnson(NJ)	4- 4-71
55	5:00:39	Max Green(MI)	2-21-88
56	5:06:36	Peter Worth(GB)	4-12-86
	5:20:40	Karl Krueger(CA)	2-22-87
57	5:11:54	Sal Corrallo(VA)	2-21-88
58	5:09:52	Peter Worth(GB)	4- 9-88
	5:40:35	Don Johnson(NJ)	4-20-75
59	4:50:37	Max Gould(CAN)	3-13-77
	5:38:59	Lawrence O'Neil(MT)	6-11-67
60	4:59:58	Max Gould(CAN)	11-13-77
	5:09:20	John Stowers(TX)	3- 5-89
61	5:28:12	Helmut Hampe(FRG)	5-31-73
	5:37:30	Lawrence O'Neil(MT)	9-13-69
62	5:41:05	John Stowers(TX)	3-17-91
63	5:13:12	Robert Mimm(NJ)	4- 2-88
64	6:05:46	Charles Deuser(OH)	10-30-94
65	5:38:59	Len Creo(GB)	4- 9-88
	5:40:51	Robert Mimm(NJ)	4- 8-90
66	5:48:01	Gerd Nichek(FRG)	3-21-82
67	5:32:55	Len Creo(GB)	4- 7-90
	6:24:18	George Knox(OH)	10-28-78
68	6:31:44	George Knox(OH)	4- 6-80
69	6:29:33	George Knox(OH)	7-23-80
70	5:37:36	Tom Daintry(AUS)	9- 6-81
	6:18:14	Cokey Daman(VA)	3- 5-89
71	6:27:36	Denis Cock(RSA)	7-27-85
	7:12:30	George Knox(OH)	7-17-82
72	5:58:55	Ernie Warwick(GB)	4- 9-88
	6:36:34	Don Johnson(NJ)	3- 5-89
73	7:22:48	John Clough(RSA)	8-23-86
74	7:04:23	Harry Drazin(NJ)	2-21-88
75	5:19:34	James Grimwade(GB)	8- 1-87
	7:58:15	George Knox(OH)	11- 2-86
	p7:18:21p	Henry Bent(MO)	11- 6-76

WOMEN'S RACEWALKING

ONE MILE WALK

40	7:51i	Jolene Steigerwalt(CA)	2-11-84
41	7:45i	Jolene Steigerwalt(CA)	2- 3-85
42	8:05.6	Jolene Steigerwalt(CA)	7- 2-86
43	8:32	Lori Maynard(CA)	4- 7-79
44	8:06	Lori Maynard(CA)	5-26-80
45	8:05	Jo Ann Nedelco(CA)	4-15-89
46	7:56	Jo Ann Nedelco(CA)	6-10-89
47	7:52	Jo Ann Nedelco(CA)	6- 9-90
48	8:21	Beverly La Veck(WA)	7-25-84
49	8:23.8i	Beverly La Veck(WA)	2-23-86
50	8:34.1	Beverly La Veck(WA)	4-24-86
51	8:14.2	Beverly La Veck(WA)	7-22-87
52	8:45.5i	Beverly La Veck(WA)	1- 8-89
53	8:42.0	Beverly La Veck(WA)	6- 7-89
54	10:08	Nancy Whitney(MD)	9-22-91
55	8:45.4	Beverly La Veck(WA)	6- 5-91
56	8:59	Beverly La Veck(WA)	7-29-92
57	8:52.8	Beverly La Veck(WA)	7-21-93
58	8:48.4	Beverly La Veck(WA)	6-22-94
59	8:59.0	Joyce Decker(IL)	7-26-93
60	8:52.0	Joyce Decker(IL)	4-23-94
61	8:47.4	Ruth Eberle(MO)	7-29-92
62	9:36.7i	Ruth Leff(WI)	2- 3-90
63	9:29.2	Ruth Leff(WI)	7-22-90
64	9:49	Ruth Leff(WI)	10-27-91
65	9:23.36	Ruth Leff(WI)	7-23-92
66	9:29.0	Ruth Leff(WI)	7-26-93
67	9:23.6	Ruth Leff(WI)	7-28-94
68	9:32	Ruth Leff(WI)	7-26-95
69	12:01	Bonnie Kolsom(HI)	8- 6-86
70	11:43	Adaline Crocker(HI)	10-27-81
71	11:50	Adaline Crocker(HI)	10-16-83
	10:14p	Lucille Monroe(MO)	5-29-86
72	11:51	Adaline Crocker(HI)	10-23-83
73	12:01.0	Adaline Crocker(HI)	6- 9-85
74	10:14	Fan Benno(TX)	5-29-92
75	12:23.4	Adaline Crocker(HI)	4-29-87
76	13:08	Marilla Salisbury(CA)	7-14-84
77	13:38p	Marilla Salisbury(CA)	8- 4-85
78	16:51	Esther Dutton(CA)	4- 1-89
79	12:57.0	Marilla Salisbury(CA)	7-11-87

3K WALK

35	12:46.8	Anne Manning(AUS)	1-14-95
	13:11.76	Victoria Herazo(NV)	3- 4-95
36	13:12.29i	Victoria Herazo(NV)	3- 2-96
37	13:09.55i	Maryanne Torrellas(CT)	3- 2-96
38	p16:18.85i	Mataji Graham(NM)	4- 4-92
39	13:25.19i	Lynda Brubaker(GA)	3- 2-96
40	15:12	Gayle Johnson(MO)	10-21-89
41	16:24.6i	Phyllis Hansen(NJ)	3-19-93
42	17:07y	Jolene Steigerwalt(CA)	6-28-86
	p13:26.6i	Suzanne Griesbach(FRG)	- -87
43	14:23.33i	Viisha Sedlak(CO)	4- 4-92
44	15:12.2i	Viisha Sedlak(CO)	3-19-93
45	14:57.6	Gayle Johnson(MO)	4-24-94
46	15:44.56	Dianne Kelly(NZ)	2- 4-96
	16:16.0	Donna Cunningham(CA)	9-11-93
	15:57.6p	Karen Davis(AZ)	4- 8-95
47	16:00.7	Dianne Kelly(NZL)	3-22-96
	16:03y	Jo Ann Nedelco(CA)	6- 9-90
48	15:52.71i	Ann Lewis(GBR)	3- 2-96
	16:09.05	Linda Stein(FL)	9-17-95

49	15:41.6	Jo Ann Nedelco(CA)	5-15-93
50	16:11.2	Beverly La Veck(WA)	6- 7-86
	p15:13.2i	Vieno Heikkila(FIN)	- -88
51	16:05.8	Beverly La Veck(WA)	6- 6-87
52	15:35.8i	G. Migliasso(ITA)	3- 3-90
	16:27.6	Beverly La Veck(WA)	6- 4-88
53	16:19	Beverly La Veck(WA)	7- 7-89
54	16:42	Mary Worth(GBR)	7-31-83
	16:49.8i	Elton Richardson(NY)	2-28-93
55	16:24	Elton Richardson(NY)	7-10-94
56	17:09.2	Beverly La Veck(WA)	6-13-92
57	16:40.4	Beverly La Veck(WA)	3-19-94
58	16:47.78	Beverly La Veck(WA)	6-11-94
59	16:14.6	Mary Worth(GBR)	7-23-88
	17:26.6	Joyce Decker(IL)	7-10-93
60	16:28.6	Mary Worth(GBR)	7- 9-89
	16:51.0	Joyce Decker(IL)	4-23-94
61	17:40.2i	Ruth Eberle(MO)	2-20-93
62	17:17.8	Ruth Eberle(MO)	4-24-94
63	18:38i	Ruth Leff(WI)	1- 5-91
64	17:27.83	Mary Worth(GBR)	3-20-93
	19:06.83i	Joan Rowland(NY)	3-23-91
65	17:55.18	Mary Worth(GBR)	7-16-94
	18:40	Ruth Leff(WI)	3-27-93
66	18:39	Ruth Leff(WI)	8- 4-93
67	18:50	Ruth Leff(WI)	4-23-94
68	20:02.0	Miriam Gordon(FL)	8-22-93
	p17:32i	Britta Tibbling(SWE)	- -87
69	19:14.8	Miriam Gordon(FL)	9-25-94
70	19:38.86	Miriam Gordon(FL)	9-17-95
	p17:38.2i	Britta Tibbling(SWE)	- -88
71	18:04.4	Britta Tibbling(SWE)	7- 5-89
	24:31y	Adaline Crocker(HI)	8-28-83
72	22:11.2i	Ernestine Yeomans(CAN)	3-10-91
	22:18y	Fan Benno(TX)	5-18-90
73	22:28.6i	Ernestine Yeomans(CAN)	2-14-93
	25:24y	Marilla Salisbury(CA)	8- 8-81
74	21:50.07i	Margaret Walker(PA)	3-31-96
75	22:17.08i	Mildred Crews(WI)	3-24-90
	p21:12.2i	Alda De Grandis(ITA)	3- 2-90
	p21:21i	Nora Wedemo(SWE)	- -88
76	22:54.35i	Imogene Watkins(MS)	3-31-96
77	27:27yp	Marilla Salisbury(CA)	8- 4-85
78	34:44y	Esther Dutton(CA)	4- 1-89
79	32:49.6	Elena Carola(CA)	9-19-87
80	24:14.6	Louise Swanson(WA)	6- 3-89
81	24:00	Nance Jeffreys(AUS)	11- 3-90
	24:11.2	Louise Swanson(WA)	6- 2-90
82	25:13.6	Louise Swanson(WA)	6- 1-91
85	27:36	Nance Jeffreys(AUS)	9-27-94
	28:47.11i	Dorothy Robarts(CA)	2-24-95
87	33:24	Sarah Packham(GB)	11- 3-90

5K WALK

35	21:47.78	Anne Manning(AUS)	2-11-95
	22:39	Victoria Herazo(NV)	9-17-94
36	21:37.5	Anne Manning(AUS)	2-11-96
	22:02	Victoria Herazo(NV)	5-11-96
37	22:49	Victoria Herazo(NV)	9-14-96
38	25:00.27	Lilien Millen(GBR)	9-26-83
39	23:55.6	Suzanne Griesbach(FRG)	6-30-84
	24:08.0	Lynda Brubaker(PA)	5- 4-96
40	23:27p	Suzanne Griesbach(FRG)	6-15-85
	24:52.14	Sally Richards-Kerr(CO)	8-13-93
41	24:14	Sally Richards-Kerr(CO)	9-18-93
42	24:18	Viisha Sedlak(CO)	7-21-91
43	25:07	Viisha Sedlak(CO)	8-14-92
	p24:38	Jacqueline Bonnet(FRA)	- -
44	24:14	Gayle Johnson(MO)	8-29-93
45	25:20.00	Heather McDonald(AUS)	7- 6-95
	25:51	Lori Maynard(CA)	5-30-81
46	25:28	Jo Ann Nedelco(CA)	9-24-89
	p24:52	Jacqueline Bonnet(FRA)	- -
47	25:09.47	Jo Ann Nedelco(CA)	8- 2-90
48	25:41	Jo Ann Nedelco(CA)	6- 8-91
49	26:16	Jo Ann Nedelco(CA)	9-27-92
50	26:01.0	Waltraud Seiler(GER)	7-21-91
	26:53	Jo Ann Nedelco(CA)	9-25-93
51	26:41.2	Beverly La Veck(WA)	7-31-87
52	26:06.83	Waltraud Seiler(GER)	10-16-93
	28:28	Beverly La Veck(WA)	3- 4-89
53	26:29.4	G. Migliasso(ITA)	7-21-91
	27:59	Beverly La Veck(WA)	8- 5-89
	p25:54.8	Vieno Heikkila(FIN)	7-21-91
54	27:23.70	Waltraud Seiler(GER)	7-22-95
	28:21.8	Elton Richardson(NY)	4-24-93
55	27:29.68	Elton Richardson(NY)	8-12-94
56	27:17.2	Olga Meyer(GER)	8-22-84
	28:24.2	Ruth Eberle(MO)	7-31-87
57	28:44.4	Beverly La Veck(WA)	11-20-93
58	26:47	Jean Albury(AUS)	12- 4-87
	28:12.41	Beverly La Veck(WA)	8-12-94
59	28:22	Mary Worth(GBR)	12- 4-87
	28:54.8	Beverly La Veck(WA)	6-20-95
60	28:08.4	Olga Meyer(FRG)	7- 2-88
	29:02.88	Bev LaVeck(WA)	8-16-96
61	29:07	Helena Rothman(RSA)	1-23-93
	29:34.64	Ruth Eberle(MO)	8-14-92
62	29:02	Ruth Eberle(MO)	8-29-93
	p28:47	Olga Meyer(FRG)	- -90
63	28:45.0	Olga Meyer(FRG)	7-21-91
	29:29.04	Ruth Eberle(MO)	8-12-94
64	29:37.28	May Bengtsson(SWE)	9-26-83
	31:02	Ruth Leff(WI)	4-21-91
65	29:54.19	Ruth Eberle(MO)	8-21-96
66	27:57.0	Jean Albury(AUS)	10- 6-95
	31:06.0	Ruth Leff(WI)	9- 1-93
67	31:50	Ruth Leff(WI)	10- 5-94
68	30:37	May Bengtsson(SWE)	12- 4-87
	31:34	Miriam Gordon(FL)	1-22-94
69	29:33	Britta Tibbling(SWE)	12- 4-87
	32:54	Miriam Gordon(FL)	10-22-94
70	30:09.0	Britta Tibbling(SWE)	7- 2-88
	32:59	Miriam Gordon(FL)	10-28-95
71	29:16	Britta Tibbling(SWE)	7-21-89
	34:51	Miriam Gordon(FL)	10-26-96
72	35:07	Velma Jacobs(CO)	8- 5-88
73	30:50.2	Britta Tibbling(SWE)	7-21-91
	34:11	Margaret Walker(PA)	9-29-95
74	35:09	Imogene Watkins(MS)	11-12-94
75	32:44.76	Britta Tibbling(SWE)	10-16-93
	36:18.97	Jane Dana(CA)	8-16-96
76	37:28	Margit Lindgren(SWE)	12- 4-87
	38:34	Eleanor Miller(NC)	7- 1-91
77	35:48.2	Ailsa Forbes(NZ)	12- 4-87
	36:26	Helen Sutter(FL)	3-31-90
78	37:04	Nance Jeffreys(AUS)	12- 4-87
	37:24.21	Fan Benno(TX)	4-25-96
79	39:00	Anne Clarke(IL)	8- 5-89
80	37:41	Polly Clarke(CO)	7- 1-91
81	40:29	Anne Clarke(IL)	7-21-91
82	37:56.04	Polly Clarke(CO)	8-14-92
83	46:22	Marilla Salisbury(CA)	7-21-91
84	66:57	Marilla Salisbury(CA)	8-14-92
85	44:43.85	Dorothy Robarts(CA)	7-21-95
86	44:47.39	Dorothy Robarts(CA)	8-16-96

10K WALK

35	45:16	Anne Manning(AUS)	6-24-95
	46:26	Victoria Herazo(NV)	4-29-95
36	44:26	Janice McCaffrey(CAN)	5-11-96
	45:02	Victoria Herazo(NV)	5-11-96
37	46:52	Lynda Brubaker(PA)	1-28-95
38	47:27	Lynda Brubaker(PA)	6-17-95
39	48:21.4	Suzanne Griesbach(FRG)	5-13-84
	49:07	Elizabeth Galasso(NY)	3-29-92
40	49:10	Suzanne Griesbach(FRG)	7- 9-85
	50:36	Sally Richards-Kerr(CO)	3-28-93
41	49:15.0	Viisha Sedlak(CO)	6-16-90
42	49:59	Jane Jackson(NZL)	11-19-89
	50:14	Viisha Sedlak(CO)	7-25-91
43	50:55	Gayle Johnson(MO)	3-29-92
44	52:00	Lori Maynard(CA)	6-29-80
45	52:57	Jane Jackson(NZL)	10-10-92
	52:58	Lori Maynard(CA)	7-19-81
46	50:58	Gayle Johnson(MO)	3-28-95
47	52:36	Jo Ann Nedelco(CA)	9- 8-90
	p51:32	Heidi Rebellato(SWI)	7-30-89
48	53:27	Jo Ann Nedelco(CA)	6-23-91
49	54:33	Shiela Miller(AUS)	11-29-87
	55:42	Jo Ann Nedelco(CA)	8-16-92
50	53:11	Waltraud Seiler(GER)	7-21-91
	57:06	Jo Ann Nedelco(CA)	8-14-93
51	54:40	Heidi Maeder(SUI)	7-16-95
	57:22	Beverly La Veck(WA)	11-29-87

52	54:47	Waltraud Seiler(GER)	10-11-93
	58:28	Jill Latham(CA)	7-30-89
53	57:21	Beverly La Veck(WA)	7-30-89
	p55:04	Vieno Heikkila(FIN)	7-21-91
54	57:17	Margareta Ohlsson(SWE)	1-13-81
	57:21	Elton Richardson(NY)	8-14-93
55	57:24	Elton Richardson(NY)	8-14-94
56	58:11	Elton Richardson(NY)	7- 9-95
57	58:25.0	Beverly La Veck(WA)	11-20-93
58	57:56	Beverly La Veck(WA)	8-14-94
59	57:00	Olga Meyer(FRG)	11-29-87
	59:08.2	Joyce Decker(IL)	9-19-93
60	56:38	Olga Meyer(FRG)	6-26-88
	59:30	Bev LaVeck(WA)	8-23-96
61	57:22	Britta Tibbling(SWE)	7-31-79
	59:43	Ruth Eberle(MO)	8-16-92
62	56:54	Britta Tibbling(SWE)	1-13-81
	61:50	Ruth Eberle(MO)	8-14-93
63	59:27	Olga Meyer(FRG)	7-25-91
	60:12	Ruth Eberle(MO)	8-14-94
64	63:31	May Bengtsson(SWE)	9-28-83
	65:20	Joan Rowland(NY)	7- 7-90
65	61:03	Britta Tibbling(SWE)	9-28-83
	62:07	Ruth Eberle(MO)	8-23-96
66	63:31	Eva Wistrom(SWE)	11-29-87
	65:11.0	Ruth Leff(WI)	9-19-93
67	65:01	Olga Meyer(FRG)	7-16-95
	67:43	Patricia Nesley(DC)	5-28-95
68	63:13	May Bengtsson(SWE)	11-29-87
	65:28	Miriam Gordon(FL)	10-11-93
69	59:51	Britta Tibbling(SWE)	11-29-87
	69:15	Miriam Gordon(FL)	8-14-94
70	60:18	Britta Tibbling(SWE)	6-26-88
	69:21	Miriam Gordon(FL)	2-11-96
71	62:08	Britta Tibbling(SWE)	7-30-89
	71:45	Imogene Watkins(MS)	7-25-91
72	72:06	Ruth Van Sandt(CA)	5-22-94
73	62:45	Britta Tibbling(SWE)	7-25-91
	72:47	Ruth Van Sandt(CA)	5-21-95
74	72:48	Ruth Van Sandt(CA)	5-19-96
75	67:56	Britta Tibbling(SWE)	10-11-93
	74:33	Imogene Watkins(MS)	7-16-95
76	76:47	Margit Lindgren(SWE)	11-29-87
77	77:22	Ailsa Forbes(NZ)	11-29-87
	83:34	Adaline Crocker(HI)	7-30-89
78	73:52	Ailsa Forbes(NZ)	7-30-89
79	84:19	Margaretha Nyberg(SWE)	7-16-95
80	1:16:28	Margit Lindgren(SWE)	7-25-91
	1:40:03	Marilla Salisbury(CA)	11-29-87
81	1:31:03	Marilla Salisbury(CA)	7-30-89
82	1:26:34	Nora Wedemo(SWE)	7-16-95
	1:58:30	Marilla Salisbury(CA)	8- 5-90

ONE HOUR WALK

35	7-1625	12.751 Victoria Herazo(NV)	11-26-94
36	7-1159	12.325 Victoria Herazo(NV)	10- 8-95
37	7-1038	12.215 Victoria Herazo(NV)	10-11-96
38	6-1473	11.003 Gloria Rawls(PA)	10- 8-95
39	6-1617	11.135 Karen Stoyanowski(CA)	11-13-94
40	6-1013	10.582 E. Waldbridge(NM)	11-17-90
41	7-662	11.871 Heather McDonald(AUS)	11-11-90
	6-1184	10.739 Phyllis Hansen(NJ)	11-22-92
42	6-1592	11.112 Phyllis Hansen(NJ)	10-23-93
43	6-1016	10.585 Jeanette Smith(IN)	10-17-92
44	7-85	11.343 Lori Maynard(CA)	6-29-80
45	6-1519	11.045 Jo Ann Nedelco(CA)	12-18-88
46	7-14	11.278 Jo Ann Nedelco(CA)	12-17-89
47	7-159	11.411 Jo Ann Nedelco(CA)	7-15-90
48	6-679	10.277 Jolene Steigerwalt(CA)	12-17-91
49	6-490	10.104 Jeanne Bocci(MI)	9-12-92
50	6-638	10.239 Penny Hall(AUS)	11-11-90
	6-98	9.746 Jolene Steigerwalt(CA)	12-11-93
51	6-505	10.118 Jolene Steigerwalt(CA)	11-26-94
52	6-825	10.410 Joan Hooper(AUS)	12-13-89
	6-445	10.063 Beverly La Veck(WA)	11- 5-88
53	6-541	10.151 Elton Richardson(NY)	10-17-92
54	6-597	10.202 Elton Richardson(NY)	10- 3-93
55	6-624	10.227 Elton Richardson(NY)	10- 9-94
56	6-293	9.924 Elton Richardson(NY)	10- 8-95
57	6-685	10.282 Beverly La Veck(WA)	11-20-93
58	6-119	9.765 Joyce Decker(IL)	6- 6-92
59	6-543	10.153 Joyce Decker(IL)	9-19-93
60	5-1699	9.600 June-Marie Provost(CAN)	12-11-93
	5-1654	9.559 Ruth Eberle(MO)	10-15-91
61	6-49	9.701 Ruth Eberle(MO)	10-18-92
62	5-1724	9.623 Ruth Eberle(MO)	10-23-93
63	5-1718	9.618 Ruth Eberle(MO)	10-16-94
64	5-1262	9.201 Patricia Nesley(DC)	10-18-92
65	5-1339	9.271 Ruth Leff(WI)	6- 6-92
66	5-1549	9.463 Beryl Neuman(AUS)	6-23-90
	5-1272	9.210 Ruth Leff(WI)	9-19-93
67	5-36	8.080 Rose Kash(CA)	12-10-88
68	5-206	8.235 Rose Kash(CA)	12- 9-89
69	4-1660	7.955 Rose Kash(CA)	12-23-90
70	5-492	8.497 Miriam Gordon(FL)	10-15-95
71	5-465	8.472 Velma Jacobs(CO)	9-28-87
72	4-1326	7.650 Velma Jacobs(CO)	9-18-88
73	4-1237	7.569 Rose Kash(CA)	11-26-94
74	4-865	7.228 Marilla Salisbury(CA)	9- 5-81
75	4-1522	7.829 Velma Jacobs(CO)	9-22-91
76	4-1491	7.801 Velma Jacobs(CO)	9- 7-92
77	4-974	7.328 Mary Lathram(VA)	10-18-92
78	4-120	6.547 Bernice Springer(KS)	10-13-90
79	2-1684	4.759 Esther Dutton(CA)	7-15-90
	4-493 p	6.888 Mary Lathram(VA)	10-23-94
80	4-588	6.975 Mary Lathram(VA)	11- 5-95
82	3-707	5.475 Dorothy Robarts(CA)	11- 1-92
84	4-283	6.696 Dorothy Robarts(CA)	7-17-94
85	3-1727	6.407 Dorothy Robarts(CA)	12-11-94
86	3-1555	6.250 Dorothy Robarts(CA)	9-14-96

15K WALK

35	1:10:27	Victoria Herazo(NV)	5-21-95
36	1:12:39	Victoria Herazo(NV)	9-24-95
37	1:21:52	Therese Ikonian(CA)	7-24-94
40	1:22:03.4	Sbecky Comeau(LA)	10-15-95
41	1:20:06	Sally Richards-Kerr(CO)	9- 5-93
42	1:21:46	Viisha Sedlak(CO)	5-12-91
43	1:27:58	Lori Maynard(CA)	11-25-79
44	1:24:06	Jeanne Bocci(MI)	8-16-87
45	1:23:23	Jo Ann Nedelco(CA)	4-30-89
47	1:24:40	Jo Ann Nedelco(CA)	5-12-91
48	1:36:10	Kathy Frable(TX)	9- 5-93
49	1:27:34	Lori Maynard(CA)	3-30-85
50	1:28:50	Beverly La Veck(WA)	12-13-86
51	1:26:42	Beverly La Veck(WA)	8-16-87
52	1:32:33	Jill Latham(CA)	4-30-89
53	1:30:25	Beverly La Veck(WA)	4-30-89
54	1:33:31	Ruth Eberle(MO)	8-25-85
55	1:28:03	Beverly La Veck(WA)	5-12-91
56	1:30:42	Ruth Eberle(MO)	8-16-87
57	1:31:00	Elton Richardson(NYC)	4-15-96
58	1:41:15	Joyce Decker(IL)	10-18-92
59	1:38:09	Joyce Decker(IL)	10-24-93
60	1:39:14	Joyce Decker(IL)	10-16-94
61	1:37:22	Joyce Decker(IL)	10-22-95
62	1:40:19	Ruth Leff(WI)	10- 8-89
63	1:41:39	Ruth Leff(WI)	10-21-90
64	1:42:30	Ruth Leff(WI)	5-27-91
65	1:44:05	Ruth Leff(WI)	10-18-92
66	1:39:58	Ruth Leff(WI)	9-19-93
67	1:44:57	Ruth Leff(WI)	10-16-94
68	1:52:18	Mayme Bdera(NY)	10- 9-83
69	1:50:50	Joan Rowland(NY)	4-15-96
70	1:59:21	Rose Kash(CA)	5-24-92
71	2:06:41p	Thelma Greig(HI)	4- 6-86
72	2:03:03	Rose Kash(CA)	5-22-94
73	2:03:29	Rose Kash(CA)	5-21-95
74	2:05:14	Adaline Crocker(HI)	4- 6-86
75	1:56:10	Jane Dana(CA)	10- 6-96
76	2:12:37	Ernestine Yeomans(CAN)	5-14-95

20K WALK

35	1:35:39	Victoria Herazo(NV)	5-21-95
36	1:39:58	Teresa Palacio(ESP)	5-13-95
	1:40:32	Victoria Herazo(NV)	5- 5-96
37	1:38:06	Victoria Herazo(CA)	6-30-96
38	1:50:54	Viisha Sedlak(CO)	8-16-87
39	p1:50:43	Ingrid Adam(FRA)	10-20-84
40	1:47:38	L. Nityagovskaya(RUS)	7-31-94
	1:57:23	Jolene Steigerwalt(CA)	1- 8-84

41	1:48:29	Sandra Brown(GBR)	3- 2-91
	1:52:07	Sally Richards-Kerr(CO)	7-31-94
42	1:52:22	Jeanne Bocci(MI)	8-25-85
43	1:59:01	Lori Maynard(CA)	11-25-79
44	1:42:22	Heather McDonald(AUS)	12- 9-93
	1:53:05	Jeanne Bocci(MI)	8-16-87
45	1:55:07	Lori Maynard(CA)	5- 2-81
	p1:48:25	Vieno Heikkila(FIN)	- -
46	1:54:42	Lori Maynard(CA)	5- 9-82
47	1:58:25	Lori Maynard(CA)	8-21-83
48	1:56:30	Beverly La Veck(WA)	8-19-84
49	1:52:03	Heidi Maeder(SUI)	5-29-93
	1:58:01	Lori Maynard(CA)	3-30-85
50	1:59:52	Beverly La Veck(WA)	12-13-86
51	1:56:18	Beverly La Veck(WA)	8-16-87
52	1:53:39	Waltraud Seiler(GER)	5-29-93
	2:06:03	Shiela Smith(CA)	3-20-88
53	2:05:58	Elton Richardson(NY)	9-13-92
54	2:04:12	Beverly La Veck(WA)	8- 5-90
55	2:00:39	Elton Richardson(NY)	9-11-94
56	2:01:39	Ruth Eberle(MO)	8-16-87
57	2:03:27	Elton Richardson(NY)	5- 5-96
58	2:05:25	Beverly La Veck(WA)	7-31-94
59	2:02:45	Mary Worth(GBR)	4- 9-88
	2:12:40	Joyce Decker(IL)	10-24-93
60	2:04:34	Mary Worth(GBR)	4- 8-89
	2:12:26	Joyce Decker(IL)	11-16-94
61	2:05:58	June-Marie Provost(CAN)	7-31-94
	2:10:41	Joyce Decker(IL)	10-22-95
62	2:15:20	Rhoda Green(NY)	5-26-96
63	2:16:53	Ruth Leff(WI)	10-21-90
64	2:20:15	Ruth Leff(WI)	10-20-91
65	2:12:02	Olga Meyer(FRG)	5-29-93
	2:18:07	Ruth Leff(WI)	10-18-92
66	2:22:15	Ruth Leff(WI)	10-24-93
67	2:20:47	Ruth Leff(WI)	10-16-94
68	2:29:42	Joanne Beers(CA)	3-20-94
69	2:29:44	Joan Rowland(NY)	9-10-95
70	2:27:57	Miriam Gordon(FL)	11-12-95
72	2:52:14	Adaline Crocker(HI)	8-19-84
73	2:45:24	Rose Kash(CA)	3-19-95
75	2:49:18	Adaline Crocker(HI)	8-16-87
76	2:59:31	Ernestine Yeomans(CAN)	5-14-95

25K WALK

36	2:14:52	Lynda Brubaker(PA)	10-31-93
39	3:06:44	Laura Barnes(GA)	10-31-93
40	3:00:10	Jane Smith(WI)	10-22-89
42	2:35:57	Anne Vanderhoff(WA)	2-10-80
43	2:31:02	Lori Maynard(CA)	11-25-79
44	2:29:17	Jeanne Bocci(MI)	10-24-87
45	2:34:11	Beverly La Veck(WA)	3-28-82
46	2:52:45	Emily Hewitt(MA)	9- 9-90
47	2:35:11	Beverly La Veck(WA)	5-22-83
48	3:02:46	Kathy Frable(TX)	10-31-93
49	3:06:10	Carlene Marion(NC)	4- 8-90
50	2:46:35	Jolene Steigerwalt(CA)	11-20-93
51	2:52:38	Lida Askew(TX)	3-12-78
52	2:47:39	Hansi Rigney(CA)	3-13-94
53	2:45:08	Jill Latham(CA)	4- 8-90
55	3:04:09	Carol Schneider(FL)	10-16-94
56	2:53:18	Joyce Decker(IL)	10-21-90
57	2:38:41	Beverly La Veck(WA)	3-13-94
58	2:51:02	Joyce Decker(IL)	10-18-92
59	2:48:08	Joyce Decker(IL)	10-24-93
60	2:45:45	Joyce Decker(IL)	10-16-94
61	2:55:39	Ruth Leff(WI)	10-16-88
62	3:00:24	Ruth Leff(WI)	10-22-89
63	2:53:27	Ruth Leff(WI)	10-21-90
64	2:59:28	Ruth Leff(WI)	10-20-91
65	2:53:30	Ruth Leff(WI)	10-18-92
66	3:00:58	Ruth Leff(WI)	10-24-93
67	2:57:47	Ruth Leff(WI)	10-16-94
68	3:14:39	Mayme Bdera(NY)	10- 9-83

50K WALK

36	5:25:18	Daniela Hairabedian(WA)	4- 8-90
38	5:23:16	Cath Reader(GBR)	10- 4-93
41	7:11:22	Lori Maynard(CA)	12-11-77
42	5:29:04	Anne Vanderhoff(WA)	2-10-80
43	4:50:51	Sandra Brown(GBR)	7-13-92
	7:06:13	Isabel Stuper(NJ)	4- 8-90
44	5:30:35	Jeanne Bocci(MI)	2-21-88
45	4:56:27	Sandra Brown(GBR)	9-13-94
	5:26:30	Beverly La Veck(WA)	6- 7-81
46	7:09:34	Mary Goodwin(VA)	11- 5-83
47	5:27:20	Beverly La Veck(WA)	5-22-83
49	6:45:34	Carlene Marion(NC)	4- 8-90
50	6:24:00	Jill Latham(CA)	2-22-87
51	5:37:24	Marina Hoernecke(SPA)	4-10-93
52	5:52:21	Jill Latham(CA)	3- 5-89
53	5:43:26	Jill Latham(CA)	4- 8-90
56	6:50:15	Eliz. Pettersen(WINSTON)	3- 5-89
58	7:45:51	Dee Dee Walker(GA)	3- 5-89
64	7:27:49	Marie Henry(NJ)	2-21-88

MEN'S
AMERICAN OUTDOOR MASTERS RECORDS

RUNNING

100 yards	10.0	Dean Smith(SO. CAL. STRIDERS)	Fresno,CA	5-12-72
220 yards	22.3	Thane Baker(Dallas,TX)	Manhatton,KS	7-13-74
440 yards	51.4	James Lingel(BAY AREA STRIDERS)	San Francisco,CA	4- 1-72
880 yards	1:58.8h	Frank McBride(MOTOR CITY STRIDS)	Kalamazoo MI	5-29-71
one mile	4:10.43	Steve Scott(Leucadia,CA)	Eugene,OR	6-26-96
two miles	9:17.6	Ray Hatton(Bend,OR)	Eugene,OR	4- 1-72
three miles	14:29.2	Ray Hatton(Bend,OR)	Portland,OR	6-15-74
four miles	19:50.6	Hal Higdon(INDIANA STRIDERS)	San Diego,CA	7- 6-73
five miles	24:56.4	Hal Higdon(INDIANA STRIDERS)	San Diego,CA	7- 6-73
six miles	29:59.0	Ray Hatton(Bend,OR)	Eugene,OR	4-26-75
seven miles	36:38.0	Peter Mundle(SANTA MONICA AA)	Goleta,CA	7-26-69
eight miles	42:02	Hal Higdon(INDIANA STRIDERS)	Champaign,IL	4-29-73
nine miles	47:23	Peter Mundle(SANTA MONICA AA)	Goleta,CA	7-26-69
ten miles	52:44	Peter Mundle(SANTA MONICA AA)	Goleta,CA	7-26-69
fifteen miles	1:26:38	Truman Clark(TOBIAS STRIDERS)	Santa Monica,CA	9-12-76
twenty miles	1:56:51	Truman Clark(TOBIAS STRIDERS)	Santa Monica,CA	9-12-76
twenty-five miles	2:44:32	Johnnie Faerber(MID PACIFIC RRC)	Santa Monica,CA	9- 9-78
fifty miles	5:42:03	Peter Jeffres(CORTLAND,NY)	Hannibel,NY	7- 7-79
one hour run	11m740y	Ray Hatton(Bend,OR)	Salem,OR	8- 7-76
two hour run	20m997y	Truman Clark(TOBIAS STRIDERS)	Santa Monica,CA	9-12-76

RUNNING - METRIC DISTANCES

100 meters	10.6	Eddie Hart(Oakland,CA)	Berkeley,CA	9-11-89
200 meters	21.86	Bill Collins(Houston,TX)	Spokane,WA	8-15-92
400 meters	48.44	James King(San Diego,CA)	Eugene,OR	8- 5-89
800 meters	1:52.5	Ken Popejoy(Wheaton,IL)	Naperville,IL	5-31-91
1500 meters	3:47.64	Steve Scott(Leucadia,CA)	San Jose,CA	6- 1-96
3000 meters	8:43.7	Web Loudat(New Mexico)	Cambridge,MA	6-13-87
5000 meters	14:59.6	Hal Higdon(INDIANA STRIDERS)	London	8-25-72
10,000 meters	30:50.37	Larry Almberg(Ellensburg,WA)	Eugene,OR	7-30-89
15,000 meters	48:00	Herb Lorenz(PENN AC)	Palo Alto,CA	1- 1-80
20,000 meters	70:50	Jerry Smartt(BEV HILLS STRIDS)	Santa Monica,CA	8-27-75
25,000 meters	1:29:47	Truman Clark(TOBIAS STRIDERS)	Santa Monica,CA	9-12-76
30,000 meters	1:48:39	Truman Clark(TOBIAS STRIDERS)	Santa Monica,CA	9-12-76
35,000 meters	2:22:22	Johnnie Faerber(MID PACIFIC RRC)	Santa Monica,CA	9- 9-78
40,000 meters	2:33:11	Peter Jeffers(Cortland,NY)	Hannibel,NY	7- 7-79
50,000 meters	3:14:55	Peter Jeffers(Cortland,NY)	Hannibel,NY	7- 7-79

HURDLE EVENTS

110 meter hurdles (39")	14.24	Stan Druckrey(Milwaukee,WI)	Eugene,OR	7-30-89
400 meter hurdles (36")	52.7	Stan Druckrey(Milwaukee,WI)	Libertyville,IL	7- 8-89
3000 meter steeplechase	9:18.6	Hal Higdon(INDIANA STRIDERS)	Toronto	8-15-75

RACEWALKING

one mile	7:06.8	John Kelly(SO. CAL. STRIDERS)	San Diego,CA	7- 3-71
three miles	24:04.0	Johnny Markon(LONG ISLAND AC)	San Diego,CA	7- 4-69
5000 meters	22:26.9	Ron Kulik(NYAC)	Gresham,OR	7- 7-79
six miles	50:36.6	Johnny Markon(LONG ISLAND AC)	San Diego,CA	7- 5-69
10,000 meters	49:52.2	John Kelly(SO. CAL. STRIDERS)	Walnut,CA	4-19-72

FIELD EVENTS

high jump	6'11	James Barrineau(Burke,Va)	Buffalo,NY	7-19-95
pole vault	18'0 1/2	Larry Jessee(El Paso,TX)	El Paso,TX	8-24-96
long jump	23'2	Stan Whitley(Alta Loma,CA)	Eugene,OR	7-29-89
triple jump	54'4 3/4	Ray Kimble(US)	Edinburgh	7- 2-93
shot put (16 pounds)	70'3	Brian Oldfield(CA)		8- -85
discus throw (2.0 Kg)	172'2	Bob Humphreys(CORONA DEL MAR TC)	Walnut,CA	4-25-76
hammer throw (16 pounds)	243'1	Ed Burke(San Gabriel,CA)	Berkeley,CA	6-12-83
javelin throw (800 grms)	242'9	Larry Stuart(SO. CAL. STRIDERS)	Los Angeles,CA	6- 9-79
weight throw (35 pounds)	71'7	Ed Burke(San Gabriel,CA)	Eugene,OR	9-25-82

COMBINED EVENTS (USING 1985 IAAF SCORING TABLES)

decathlon (39" hurdles)	6214	Rex Harvey(Des Moines,IA) (11.85,6.26,12.09,1.73,54.08,15.60,39.71,4.30,50.94,5:28.06)	Eugene,OR	7-29-89
pentathlon	3117	Gary Miller(CORONA DEL MAR TC) (6.01,48.96,23.47,35.10,4:45.2)	San Juan,PR	9-30-83

RELAYS

440 (4X110)	44.4	CORONA DEL MAR TRACK CLUB (Davisson-Jackson-Schlegal-Stolpe)	San Diego,CA	7- 1-72
880 (4X220)	1:32.9	CORONA DEL MAR TRACK CLUB (Dennis-Waterman-Segal-Knox)	Irvine,CA	5-31-77
one mile (4X440)	3:29.5	SOUTHERN CALIFORNIA STRIDERS (Lee-Newton-Cohen-Knocke)	Los Gatos,CA	8-16-81
two mile (4X880)	8:25.4	WEST VALLEY TRACK CLUB (Cathcart-Donaldson-Knebel-Richardson)	Berkeley,CA	9- 6-80
sprint medley (440-220-220-880)	3:42.0	CORONA DEL MAR TRACK CLUB (Knox-Dennis-Segal-Miller)	Pomona,CA	5-20-78
distance medley (440-880-1320-one mile)	11:03.8	SOUTHERN CALIFORNIA STRIDERS (Knocke-Lee-Elliot-Cohen)	Northridge,CA	5-15-82
4 MILE (4 X one mile)	18:33.4	WEST VALLEY TRACK CLUB (Wellck-Richardson-Knebel-Cathcart)	Berkeley,CA	9-15-79

RELAYS - METRIC DISTANCES

400 (4X100)	43.1	CORONA DEL MAR TRACK CLUB (Dennis-Smith-Segal-Miller)	Northridge,CA)	6- 7-80
800 (4X200)	1:30.6	WEST VALLEY TRACK CLUB (Brooks-Knocke-Whitely-Duffy)	Lima	7-28-86
1600 (4X400)	3:25.40	PHILADELPHIA MASTERS CLUB (Abayomi-Stanford-Burnett-Roberts)	Philadelphia,PA	4-30-84
3200 (4X800)	p8:11.02	WEST VALLEY TRACK CLUB (Thomas-Franklin-Tracy-Mason)	New York,NY	7-19-86
sprint medley (440-220-220-880)	3:36.1	WEST VALLEY TRACK CLUB (Knocke-Edens-Smith-Cohen)	Philadelphia,PA	8-14-82
distance medley (440-880-1320-one mile)	10:53.8	PHILADELPHIA MASTERS (Huckel-Abayomi-Zwolak-Engelman)	New York,NY	7-11-82

MEN'S MASTER OUTDOOR CHAMPIONSHIP MEET RECORDS

RUNNING

100 yards	10.3h	Richard Stolpe(U.S. NAVY)	San Diego,CA	7- 2-70
100 yards	10.3h	George Rhoden(JAM,NO CAL SEN TC)	San Diego,CA	7- 2-70
220 yards	23.0	Richard Stolpe(U.S. NAVY)	San Diego,CA	7- 4-70
440 yards	52.3	Bill Fitzgerald(SENIORS TC - LA)	San Diego,CA	7- 5-69
880 yards	2:00.9	Bill Fitzgerald(SENIORS TC - LA)	San Diego,CA	7- 2-71
one mile	4:31.8	James Van Tatenhove(SEN TC - LA)	San Diego,CA	7- 3-71
two miles	9:38.8	Peter Mundle(SANTA MONICA AA)	San Diego,CA	7- 5-69
three miles	14:51.8	Peter Mundle(SANTA MONICA AA)	San Diego,CA	7- 4-69
six miles	31.28.4	Peter Mundle(SANTA MONICA AA)	San Diego,CA	7-19-68
fifty miles	6:13:17	Ed Almeida(SAN DIEGO TC)	Santa Monica,CA	9- 9-78

RUNNING - METRIC DISTANCES

100 meters	10.88	Bill Collins(Houston,TX)	Naperville,IL	7- 5-91
200 meters	21.86	Bill Collins(Houston,TX)	Spokane,WA	8-15-92
400 meters	48.61	James King(San Diego,CA)	San Diego,CA	7-21-89
800 meters	1:55.7	George Cohen(SO. CAL. STRIDERS)	Los Gatos,CA	8-15-81
1500 meters	3:56.30	Larry Almberg(Ellensburg,WA)	San Diego,CA	7-22-89
5000 meters	14:49.8	Albie Thomas(AUS)	White Plains,NY	8- 8-75
10,000 meters	30:46.6	Laurie Ohara(GB)	San Diego,CA	7- 6-73

HURDLE EVENTS

110 meter hurdles (39")	14.55	Colin Williams(OK)	Provo,UT	8-12-93
400 meter hurdles (36")	53.10	James king(San Diego,CA)	Naperville,IL	7- 6-91
3000 meter steeplechase	9:29.8	Jim McDonald(NZ)	White Plains,NY	8- 9-75

RACEWALKING

one mile	7:06.8	John Kelly(SO. CAL. STRIDERS)	San Diego,CA	7- 3-71
three miles	24:24.0	Johnny Markon(LONG ISLAND AC)	San Diego,CA	7- 4-69
six miles	50:36.6	Johnny Markon(LONG ISLAND AC)	San Diego,CA	7- 5-69
5000 meters	22:26.0	Raymond Funkhouser(Toms River,NJ)	Spokane,WA	8-14-92

FIELD EVENTS

high jump	6'8	John Hartfield(Houston,TX)	New York,NY	7-18-86
pole vault	16'3	Ed Lipscomb(Portland,OR)	Spokane,WA	8-14-92
long jump	22'6	Michael James(GBR)	San Diego,CA	7-22-89
triple jump	51'1 3/4	Milan Tiff(Los Angeles,CA)	San Diego,CA	7-20-89
shot put (16 pounds)	53'3 1/4	Ed McComas(BALT. OLYMPIC CLUB)	White Plains,NY	8- 9-75
shot put (16 pounds)	p55'0 1/2	Ed Hill(AL)	New York,NY	7-18-86
discus throw (2.0 Kg)	179'1	Jay Silvester(UT)	Houston,TX	9-17-83
javelin throw (800 grms)	229'3	Bud Held(SAN DIEGO TC)	San Diego,CA	7- 3-70
hammer throw (16 pounds)	222'1	Howard Payne(GB)	San Diego,CA	7- 2-71

COMBINED EVENTS (USING 1985 IAAF SCORING TABLES)

decathlon (39" HURDLES)	6561	Wolfgang Linkmann(WG) (11.51,6.41,14.37,1.80,55.2,15.12,44.22,3.90,53.86,5:19.2)	San Antonio,TX	6- 6-81
pentathlon	3033	Gary Miller(CORONA DEL MAR TC) (6.10,46.45,23.0,31.40,4:47.5)	Los Gatos,CA	8-16-81

RELAYS

440 (4X110)	44.4	CORONA DEL MAR TRACK CLUB (Davisson-Jackson-Schlegal-Stolpe)	San Diego,CA	7- 1-72
one mile (4X440)	3:29.08	WEST VALLEY TRACK CLUB (Brooks-Romaine-Cain-Mason)	Eugene,OR	8-17-84
two mile (4X880)	8:10.4	WEST VALLEY TRACK CLUB (Romaine-Thomas-Mason-Franklin)	Eugene,OR	8-18-84

RELAYS - METRIC DISTANCES

400 (4X100)	43.9	NEW YORK PIONEER CLUB (Bertrand-Weaver-Budd-Riddick)	Atlanta,GA	7- 8-78
800 (4X200)	1:33.5	NEW YORK PIONEER CLUB (Bertrand-O'Neal-Budd-Riddick)	Atlanta,GA	7- 8-78
1600 (4X400)	3:30.6	CORONA DEL MAR TRACK CLUB (Jackson-Tetrault-Palmer-Stolpe)	San Diego,CA	7- 2-72
3200 (4X800)	p8:11.02	WEST VALLEY TRACK CLUB (Thomas-Franklin-Tracy-Mason)	New York,NY	7-19-86

MEN'S AMERICAN INDOOR MASTERS RECORDS

RUNNING

50 yards	5.6	Lloyd Riddick(NYPC)	Hightstown,NJ	2-19-78
50 yards	5.6	Arnold Budd(NYPC)	Hightstown,NJ	2-19-78
60 yards	6.4	Hugo Hartenstein(COLORADO T. C.)	Boulder,CO	12- 5-76
60 yards	6.4	Dean Smith(SO. CAL. STRIDERS)	Los Angeles,CA	1-22-72
300 yards	32.47	Stan Whitley(Pomona,CA)	Baton Rouge,LA	2-27-86
440 yards	53.9	Thane Baker(Dallas,TX)	Dallas,TX	3-27-76
500 yards	63.8	James Goss(BEVERLY HILLS STRIDS)	Anaheim,CA	1-27-75
600 yards	1:15.7	Glen Shane(NYPC)	Syracuse,NY	3-29-80
880 yards	2:01.5	Jim Van Tattenhove(STC)	San Diego,CA	2-19-72
1000 yards	2:19.2	Ernest Billups(UCTC)	Ann Arbor,MI	3-18-79
one mile	4:14.59	Ken Popejoy(Wheaton,IL)	New York,NY	2- 5-93
two miles	9:22.2	Peter Hallop(Ann Arbor,MI)	Ypsilante,MI	1-15-88

RUNNING - METRIC DISTANCES

50 meters	6.2	James Lingel(BAY AREA STRIDERS)	Oakland,CA	2-10-73
60 meters	6.97	Eddie Hart(Oakland,CA)	Madison,WI	3-24-90
200 meters	22.19	Bill Collins(Houston,TX)	Reno,NV	2-26-95
400 meters	50.64	James King(San Diego,CA)	E. Rutherford,NJ	2- 9-90
800 meters	1:55.5	Ken Popejoy(Wheaton,IL)	Platterville,WI	1-30-93
1500 meters	3:56.7	Ken Popejoy(Wheaton,IL)	Chicago,IL	3-16-91
3000 meters	8:43.71	Steve Gallagher(Winter Park,FL)	Hanover,NH	1- 7-96
5000 meters	15:55.0	Lew Faxon(TIDEWATER STRIDERS)	Lexington,VA	3- 7-81

HURDLE EVENTS

50 yard hurdles (39")	6.9	Phil Mulkey(ATLANTA TC)	New Haven,CT	3-13-77
60 yard hurdles (39")	7.64	Lamar Miller(Ann Arbor,MI)	Baton Rouge,LA	2-23-86
60 meter hurdles (39")	8.15	Stan Druckrey(Milwaukee,WI)	Columbus,OH	4- 1-89

RACEWALKING

one mile	7:18.2	Sal Corallo(PVT VALLEY TC)	Philadelphia,PA	2-29-76
two miles	13:31	Larry Walker(CA)	Los Angeles,CA	1- 6-85

FIELD EVENTS

high jump	6'7 1/4	Steve Harkins(NY)	Bozeman,MT	3-20-93
pole vault	17'0	Earl Bell(Jonesboro,AR)	Jonesboro,AR	8-26-95
long jump	23'1	Stan Whitley(Pomona,CA)	Baton Rouge,LA	2-22-86
triple jump	48'7 1/2	Milan Tiff(Los Angeles,CA)	Reno,NV	2-26-95
shot put (16 pounds)	65'10 1/4	Brian Oldfield(CA)	Johnson City,TN	1-17-86
weight throw (35 pounds)	64'10 3/4	Al Hall(NYAC)	New Haven,CT	3-13-77

RELAYS

one mile (4X440)	3:34.4	NEW YORK PIONEER CLUB (O'Neal-Valentine-Shane-Small)	West Point,NY	3-15-80
two mile (4X880)	8:30.0	NEW YORK PIONEER CLUB (Connelly-Krebs-Genovese-Zipper)	New Haven,CT	3-13-77
640 (4X160)	1:12.7	CORONA DEL MAR TRACK CLUB (Schlegal-Jackson-Cheek-Knox)	Anaheim,CA	1-27-75
1600 (4X400)	3:33.3	NEW YORK PIONEER CLUB (Gaton-Small-Shane-O'Neal)	Syracuse,NY	3-29-80
3200 (4X800)	9:00.8	NEW YORK MASTERS CLUB (Fine-Bohigian-Krebs-Zipper)	Syracuse,NY	3-29-80
3200 (4X800)	p8:19.09	METROPOLITAN A. C. (S. Keyes-N. Keyes-Green-Talib)	Blaine,MN	3-23-91
3200 (4X800)	p8:24.03	WEST VALLEY TRACK CLUB ( )	Madison,WI	3-28-87
distance medley (440-880-1320-one mile)	11:01.4	ANN ARBOR TRACK MASTERS (Hiedholm-Bernard-Lampman-Sleeman)	Ann Arbor,MI	1-22-83

MEN'S MASTERS INDOOR CHAMPIONSHIPS MEET RECORDS

RUNNING

50 yards	5.7	Larry Wilson(PHIL MASTERS)	New Haven,CT	3-13-77
50 yards	5.7	Clifton Bertrand(TRINIDAD,NYPC)	Medford,MA	3-14-76
60 yards	6.5	Ken Dennis(CORONA DEL MAR TC)	Boston,MA	3-27-82
60 yards	p6.45	Stan Whitley(Pomona,CA)	Madison,WI	3-28-87
300 yards	32.47	Stan Whitley(Pomona,CA)	Baton Rouge,LA	2-27-86
440 yards	57.1	Mathew Brown(Edison,NJ)	Hightstown,NJ	3- 2-75
600 yards	1:15.7	Glen Shane(NYPC)	Syracuse,NY	3-29-80
880 yards	2:07.1	William Krebs(NYPC)	Hightstown,NJ	3- 2-75
1000 yards	2:19.2	Ernest Billups(UCTC)	Ann Arbor,MI	3-18-79
1000 yards	p2:18.94	Russel Schneichel(CAN)	Madison,WI	3-28-87
one mile	4:25	Ernie Billups(UCTC)	Boston,MA	3-27-82
one mile	p4:18.65	Tracy Smith(Bishop,CA)	Madison,WI	3-28-87
two miles	9:30.90	Albin Swenson(Wolcott,CT)	Baton Rouge,LA	3-20-88
two miles	p9:29.50	Albin Swenson(Wolcott,CT)	Madison,WI	3-28-87

RUNNING - METRIC DISTANCES

60 meters	6.97	Eddie Hart(Oakland,CA)	Madison,WI	3-24-90
200 meters	22.19	Bill Collins(Houston,TX)	Reno,NV	2-26-95
400 meters	50.16	Fred Sowerby(Antigua)	Columbus,OH	4- 3-92
800 meters	1:57.03	Ken Popejoy(Wheaton,IL)	Columbus,OH	4- 5-92
1500 meters	3:59.24	Nolan Smith(Pasadena,CA)	Blaine,MN	3-23-91
3000 meters	8:50.8	Albin Swenson(Wolcott,CT)	Columbus,OH	4- 2-89

HURDLE EVENTS

50 yard hurdles (39")	6.7	Clifton Bertrand(TRINIDAD,NYPC)	New Haven,CT	3-13-77
60 yard hurdles (39")	7.64	Lamar Miller(Ann Arbor,MI)	Baton Rouge,LA	2-23-86
60 meter hurdles (39")	8.15	Stan Druckrey(Milwaukee,WI)	Columbus,OH	4- 1-89

RACEWALKING

one mile	7:20.2	Jack Boitano(STRATFORD SPARTANS)	Hightstown,NJ	3- 2-75
two miles	14:13.8	Ron Kulik(NYAC)	Ann Arbor,MI	3-18-79
3000 meters	13:56.39	Gary Null(New York,NY)	Madison,WI	3-24-90

FIELD EVENTS

high jump	6'7 1/4	Steve Harkins(NY)	Bozeman,MT	3-20-93
pole vault	15'1 1/2	Jerry Cash(Tigard,OR)	Reno,NV	2-24-95
long jump	23'1	Stan Whitley(Pomona,CA)	Baton Rouge,LA	2-22-86
triple jump	48'7 1/2	Milan Tiff(Los Angeles,CA)	Reno,NV	2-26-95
shot put (16 pounds)	52'10 3/4	Ed Hill(AL)	Baton Rouge,LA	2-22-86
weight throw (35 pounds)	64'10 3/4	Al Hall(NYAC)	New Haven,CT	3-13-77

RELAYS

one mile (4X440)	3:52.4	NEW YORK PIONEER CLUB (Connor-Rizzo-Valentine-Zipper)	New Haven,CT	3-13-77
two mile (4X880)	8:30.0	NEW YORK PIONEER CLUB (Connelly-Krebs-Genovese-Zipper)	New Haven,CT	3-13-77
1600 (4X400)	3:33.3	NEW YORK PIONEER CLUB (Gaton-Small-Shane-O'Neal)	Syracuse,NY	3-29-80
3200 (4X800)	9:00.8	NEW YORK MASTERS CLUB (Fine-Bohigian-Krebs-Zipper)	Syracuse,NY	3-29-80
3200 (4X800)	p8:19.09	METROPOLITAN A. C. (S. Keyes-N. Keyes-Green-Talib)	Blaine,MN	3-23-91
3200 (4X800)	p8:24.03	WEST VALLEY TRACK CLUB	Madison,WI	3-28-87

AMERICAN OUTDOOR ALL-COMERS RECORDS

(WHERE DIFFERENT FROM U.S. CITIZENS RECORDS ABOVE)

400 meters	48.10	Rolf Gisler(SWI)	Buffalo,NY	7-22-95
one mile	4:01.39	Eamon Coghlin(IRL)	New York,NY	2-26-93
two miles	9:07.4	Fred Norris(GB)	Sulpher,LA	4-17-62
three miles	14:23	Fred Norris(GB,BOSTON AA)	Hudson,MA	6-12-63
5000 meters	14:26.43	Wilson Waigwa(KEN)	Eugene,OR	8- 1-89
four miles	19:39.0	Laurie Ohara(GB,BOSTON AA)	San Diego,CA	7- 6-73
five miles	24:46.6	Laurie Ohara(GB)	San Diego,CA	7- 6-73
six miles	29:25	Fred Norris(GB,BOSTON AA)	New London,CT	9-25-62
10,000 meters	30:37.82	Omer Van Noten(BEL)	Eugene,OR	7-30-89
5000 meter walk	22:01	Jean-Claude Berton(FRA)	Eugene,OR	8- 4-89
440 (4X110)	44.1	NEW YORK PIONEER CLUB (Riddick-Budd-Thomas-Bertrand)	New York,NY	7-20-77
880 (4X220)	1:32.8	NEW YORK PIONEER CLUB (Riddick-Budd-Thomas-Bertrand)	New York,NY	7-20-77
400 (4X100)	43.01	Great Britain Team (Franklyn,Caines,Peters,Ross)	Buffalo,NY	7-23-95
1600 (4X400)	3:21.54	US TEAM (Thiel-Brinker-Tucker-King)	Eugene,OR	8- 6-89
3200 (4X800)	8:00.2	WEST VALLEY TRACK CLUB (Mason-Franklin-Thomas-Romaine)	Berkeley,CA	7- 7-84
distance medley (440-880-1320-one mile)	10:40.0	WEST VALLEY TRACK CLUB (Mason-Romaine-Thomas-Franklin)	Berkeley,CA	2-23-85

NATIONAL MASTERS NEWS

Subscription Form

Masters Athletics is booming!

The *National Masters News* is the official world and U.S. publication for masters track & field, long distance running and race walking. It contains information you can't get anywhere else. Subscribe Now.

Masters competition is sponsored worldwide by the World Association of Veteran Athletes and in the USA by USA Track & field. The *National Masters News* gives you information that's available nowhere else: schedule information, meet and race results, training advice, race and meet stories, profiles, photos and articles by the top Masters writers in the nation. It's the best – if not the only – source of world, national, regional and local Masters information.

The *National Masters News* is only $26 a year for 12 information-packed issues. Or you can take advantage of our special two-year rate of $48 – a 22% savings off the single-copy price. A 3-year subscription save 24%.

2nd Class rates:

(USA, Canada, Mexico)		1st Class rates: (USA, Canada, Mexico)		Foreign rates: (Air mail)		
☐ 6 months	$15					☐ Payment enclosed
☐ 1 Year	$26	☐ 1 Year	$42	☐ 1 Year	$45	☐ Bill me later
☐ 2 Years	$48	☐ 2 Years	$80	☐ 2 Years	$85	☐ $____ as a contribution to your work
☐ 3 Years	$70	☐ 3 Years	$115	☐ 3 Years	$125	

Circle applicable sports: T L R (T=T&F; L=LDR; R=RW)

Name _____

Address _____

City _____ **State** _____ **Zip** _____

Send to: National Masters News
Subscription Dept.
P.O. Box 16597
North Hollywood, CA 91615-6597

Or Call:
818/760-8983

(Canadian checks accepted: add %15 to cover exchange. Please notify us of address changes four weeks in advance.)