

ROBERT A. GILMORE
2526 E DIVISION ST
NATIONAL CITY, CAL
92050

MASTERS AGE RECORDS 1984

$4.00

National Masters News

The only U.S. National publication devoted exclusively to track, field, long distance running and race walking for men and women over age 30.

- National results
- Schedules
- Entry blanks
- Age-records
- National rankings
- World rankings
- International results
- Regional results
- Travel info
- Training tips
- TAC/IAAF info
- Profiles & photos
- Surveys
- State of the art

Subscribe Now!

The National Masters News is the bible of the Masters (Veterans) movement, the fastest growing segment of the running community. It's a bargain at 12 issues a year for only $15. Get aboard the publication that's covering the Masters scene more thoroughly than ever. Subscribe now.

☐ $15 for 1 year/12 issues
☐ $28 for 2 years
☐ $25 for 1 year 1st-class air-mail
☐ $30 for 1 year overseas air mail

☐ New
☐ Renewal
☐ Payment enclosed
☐ Bill me

Name _____

Address _____

City_____ State_____ Zip_____

Send to: National Masters News
Subscription Dept.
P.O. Box 5185
Pasadena, CA 91107

Or call:
818/577-7233

MASTERS AGE RECORDS 1984

World and U.S. age records for track & field-age 35 and above

Compiled by
Peter Mundle - mens records
Shirley Dietderich - womens records

Age records for race walking-age 40 and above

Compiled by
Alan Wood - U.S. mens records
Lori Maynard - U.S. womens records
Gordon Wallace - World mens records

Addresses:
Peter Mundle: 4017 Via Marina, #C301, Venice, CA 90291
Shirley Dietderich: 5 Arcade Ave., Berkeley, CA 94708
Alan Wood: Regency House, Room 255, Pompton Plains, NJ 07444
Lori Maynard: 2821 Kensington Rd., Redwood City, CA 94061
Gordon Wallace: 102 Aztec St., Prescott, AZ 86301

Masters Age Records 1984 is an official publication of the Athletic Congress (TAC) Masters Athletic Committee, Jim Weed, Chairman. This book was published with the help of the National Masters News, Masters Sports Association, Nike, and Nolan Fowler (compiler of the weight throws).

A special thanks to the former publisher of **Masters Age Records,** Track & Field News, for their introduction of this publication and their support of the masters program through it.

A good companion volume for this book is "Running Records by Age" (available from National Running Data Center, P.O. Box 42888, Tucson, AZ 85733) which includes U.S. records for all ages for track and road running events from 100 meters to 100 miles.

These pages contain the known world age records in every standard men's track and field event, age 35 and above, as of January 1, 1984. If an American does not hold the world record, the American record is listed after that of the world record holder.

Information, from left to right: age, performance, athlete's name and residence (or country of origin), and date of meet.

Key to abbreviations: n = non-winning time; h = heat; m = metric event; i = indoor mark; dec = mark made in decathlon; pen = mark made in pentathlon; w = wind-assisted mark; y = mark recorded during an English measurement (yards, feet, miles) race; p = verification of birthdate, etc. pending.

ON THE COVER: **Payton Jordon (66)** enroute to bettering world records in the 100m (12.6) and 200m (26.1) in Los Gatos on June 12, 1982. In recent San Juan World Games, Payton captured a gold in the 100m and silvers in the 200 and 400 meters. He presently owns or shares world records in the 100m for every year from age 54 to 66, a very impressive string. He also is the age group record holder for the five year divisions 55-59, 60-64 and 65-69 in the 100m and 200m. He is truly one of the most outstanding masters athletes of alltime.

photo by George Cohen

MEN'S TRACK & FIELD

100 YARD DASH

35	9.6	Clifton Bertrand (TRI)	8- -71
	10.1	Kenneth Dennis (CA)	4-7-73
	10.1	Maurice McDonald (NC)	4-3-76
	10.1	Bob Warren (IA)	8-25-73
36	9.6	Clifton Bertrand (TRI)	6-8-72
	9.9	Lamar Miller (MI)	6-19-82
37	9.7	Walt Butler (CA)	6-11-78
38	9.9	Walt Butler (CA)	6-2-79
	9.9n	Percy Knox (CA)	6-28-72
39	9.9	Dean Smith (CA)	7-21-71
	9.9	Robert Thomas (NY)	6-15-72
40	9.9	Percy Knox (CA)	8-1-74
	9.9	Robert Thomas (NY)	6-16-73
	9.9	Jim Weaver (TX)	6-17-76
	9.8wn	Percy Knox (CA)	7-25-74
41	9.8	Percy Knox (CA)	7-11-75
42	9.8	Thane Baker (TX)	7-13-74
43	10.1	Percy Knox (CA)	12-3-76
	10.1	Clifton Bertrand (TRI)	4- -79
44	10.0	Percy Knox (CA)	7-11-78
45	10.3	Thane Baker (TX)	7-23-77
	10.3h	Richard Stolpe (NB)	7-2-70
	10.1w	Percy Knox (CA)	4-14-79
46	10.0	Thane Baker (TX)	5-27-78
47	10.5	Matt Brown (NJ)	6-20-81
48	10.5n	Jack Greenwood (KS)	7-13-74
	10.5	Edmund Schuler (FL)	6-5-76
49	10.5	Edmund Schuler (FL)	2-19-77
50	10.5	Alphonse Juilland (CA)	8-18-73
51	10.5	Edmund Schuler (FL)	7-28-78
52	10.6	Rudolph Valentine (NY)	4-3-76
53	10.8	Edmund Schuler (FL)	6-28-80
	10.8wn	Robert McDonald (CA)	4-23-72
54	10.8	Alfred Guidet (CA)	8-5-72
55	10.7	Charles Beaudry (TX)	8-10-74
	10.7	Alfred Guidet (CA)	7-14-73
	10.7	Payton Jordan (CA)	3-25-72
56	10.7	Payton Jordan (CA)	5-26-73
	10.5w	Alfred Guidet (CA)	6-1-74
57	10.7	Payton Jordan (CA)	4-27-74
58	10.8	Payton Jordan (CA)	5-22-75
59	10.8	Payton Jordan (CA)	5-8-76
60	11.1	Charles Beaudry (TX)	4-21-79
	11.1	Payton Jordan (CA)	5-21-77
61	10.9	Payton Jordan (CA)	5-6-78
62	10.9	Payton Jordan (CA)	5-5-79
63	11.2	Payton Jordan (CA)	3-22-80
64	10.9	Payton Jordan (CA)	2-6-82
65	12.1	Harry Koppel (CA)	3- -79
	12.1w	Ken Carnine (CA)	6-17-73
66	12.1	Harry Koppel (CA)	7-19-79
67	12.1	Harry Koppel (CA)	1-24-81
	12.0w	Harry Koppel (CA)	3-14-81
68	12.1	Harry Koppel (CA)	7-16-81
69	12.5	Ken Carnine (CA)	4- -77
	12.3p	Harry Koppel (CA)	- -82
70	13.6	Sing Lum (CA)	4-19-75
	12.4w	Harry Koppel (CA)	12-14-83
	13.1w	Sing Lum (CA)	6-7-75
71	13.5	Barry Ivers (ME)	6-30-82
	13.2w	Barry Ivers (ME)	4-3-82
72	13.4	Barry Ivers (ME)	8-6-83
	13.2w	Barry Ivers (ME)	6-18-83
73	13.6	Lamar Jackson (CA)	6-3-79
74	13.7	Josiah Packard (CA)	4-30-78
	13.4w	Lamar Jackson (CA)	5-17-80
75	13.4	Herbert Anderson (CO)	10-1-77
76	14.3	Lamar Jackson (CA)	5-1-82
77	14.6	Lamar Jackson (CA)	5-7-83
78	14.3	Herbert Anderson (CO)	7-26-80
79	14.1	Herbert Anderson (CO)	7-25-81
	13.2np	Duncan McClean (GBR)	- -84
80	14.5	A.E. Pitcher (IN)	9-10-82
81	14.7	A.E. Pitcher (IN)	9-9-83
87	22.2	Harry Jackson (PA)	8-13-83
88	17.1	Duncan McClean (GBR)	7-14-73

A wealth of talent is pictured above among the members of two Philadelphia Masters 4x200 relay teams. In the front row from left to right are **Jim Burnett** (world record holder in the 400m), ex-Olympians **Josh Culbreath** and **Ira Davis** and noted comedian **Bill Cosby.** In the top row are **Jim Bantum, Dhamiri Abayomi, Ed Roberts** and **Larry Wilson** some of whom are members of indoor and outdoor record setting sprint relay teams. *photo by Pete Taylor*

100 METERS

35	10.3	Ruben Whitney (TX)	6-14-80
	10.3	Edward Jefferis (RSA)	11-24-71
	10.3	Ron Jones (GBR)	8-26-69
36	10.37	Delano Meriwether (US)	4-28-79
	10.4	Rafael Fortun (CUB)	6-30-56
37	10.5-w	Walt Butler (CA)	6-17-78
	10.5	B. Green (GBR)	6-3-78
38	10.6h	Edward Jefferis (RSA)	11-23-74
	10.6	Jose Sanchez (SPA)	4-26-81
	10.6	Karl Schroder (GFR)	5-21-77
	10.71	Clarence Ray (US)	6-18-83
	10.8	Walt Butler (CA)	6-23-79
	10.8	Kenneth Dennis (CA)	6-28-75
	10.8	Tom Randolph (MI)	6-14-80
39	10.5h	David James (US)	6-30-74
40	10.7	Thane Baker (TX)	9-13-72
	10.6w	Leon Hacker (RSA)	6-30-79
	10.7w	Walt Butler (CA)	5-16-81
41	10.8	Ken Dennis (CA)	7-8-78
42	10.8	Manuel Ulacio (VEN)	9-3-82
	11.1	Thane Baker (TX)	7-6-74
	11.1	Kenneth Dennis (CA)	4-12-80
	11.1	Vandolph Parish (CA)	6-26-76
	11.0w	Robert Thomas (NY)	8-8-75
43	10.9	Kenneth Dennis (CA)	12-13-80
	10.9w	Thane Baker (TX)	8-8-75
44	11.0	Percy Knox (CA)	1-20-78
	10.9w	Ron Taylor (GBR)	6-11-78
45	11.1n	George Rhoden (JAM)	6-17-72
	11.2	Kenneth Dennis (CA)	2-19-83
	11.2	Percy Knox (CA)	6-23-79
	11.2h	Vandolph Parish (CA)	5-12-79
46	11.05	Kenneth Dennis (CA)	9-17-83
	10.92wh	Kenneth Dennis (CA)	9-23-83
47	11.0	Percy Knox (CA)	12-13-80
48	11.0	Thane Baker (TX)	6-14-80
49	11.3	Peter Mirkes (GFR)	6-26-77
	11.5n	Alphonse Juilland (CA)	6-17-72
	11.3hw	Jack Greenwood (KS)	8-13-75
50	11.3	Thane Baker (TX)	9-24-82
51	11.40	Thane Baker (TX)	9-24-83
52	11.5	Richard Stolpe (NM)	7-9-77
	11.40w	Bert Lancaster (PA)	8-30-80
53	11.50	Bert Lancaster (PA)	9-19-81
54	11.7	Payton Jordan (CA)	2-19-72
55	11.6	Payton Jordan (CA)	4-1-72
56	11.6n	Alfred Guidet (CA)	6-22-74
	11.6	Payton Jordan (CA)	6-23-73
	11.5w	Bernard Hogan (AUS)	12-18-76
57	11.6	Payton Jordan (CA)	6-22-74
58	11.9	Payton Jordan (CA)	4-27-75
59	11.7	Payton Jordan (CA)	3-20-76
60	12.0	Payton Jordan (CA)	6-25-77
61	11.8	Payton Jordan (CA)	5-27-78
62	12.3	Payton Jordan (CA)	4-22-79
	12.3h	Fritz Assmy (GFR)	8-8-77
	12.3	Colin Fairey (GBR)	9-10-78
63	12.0	Payton Jordan (CA)	5-31-80
64	12.3	Payton Jordan (CA)	5-30-81
	12.0w	Patyon Jordan (CA)	6-20-81
65	12.60	Payton Jordan (CA)	4-25-82
66	12.56	Payton Jordan (CA)	5-21-83
	12.4w	Payton Jordan (CA)	8-21-83
	12.4w	Yngve Brange (SWE)	5-9-79
67	13.05h	Fritz Assmy (GFR)	7-15-82
	13.2	Harry Koppel (CA)	5-31-80
68	13.2	Yngve Brange (SWE)	8-8-81
	13.25	Harry Koppel (CA)	5-8-82
	12.9w	Harry Koppel (CA)	5-30-81
69	13.0	Gilberto Gonzalez (PUR)	7-4-82
	13.1	Harry Koppel (CA)	6-12-82
	13.0w	Harry Koppel (CA)	8-14-82
70	13.4	Yngve Brange (SWE)	7-31-83
	13.6	Harry Koppel (CA)	6-25-83
	13.3w	Gilberto Gonzalez (PUR)	7-2-83
	13.5w	Harry Koppel (CA)	12-14-83
71	13.5	Frederick Reid (RSA)	7-19-80
	14.2	Anthony Castro (CA)	5-9-81
	14.0w	Anthony Castro (CA)	5-16-81
72	14.13	Anthony Castro (CA)	8-15-81
73	13.9	Josiah Packard (CA)	8-9-77
	13.4w	Frederick Reid (RSA)	10-16-82
74	13.98	Frederick Reid (RSA)	9-24-83
	14.2dec.	Herbert Anderson (CO)	5-28-77
	13.80wh	Frederick Reid (RSA)	9-23-83
	13.88wh	Anthony Castro (CA)	9-23-83
75	14.3	Josiah Packard (CA)	6-23-79
76	15.0	Herbert Anderson (CO)	5-26-79
77	15.3	Gulab Singh (IND)	10-17-81
	15.4	Sing Lum (CA)	8-15-81
	15.3w	Lamar Jackson (CA)	5-14-83
78	15.30	Gulab Singh (IND)	9-24-83
	15.4	Herbert Anderson (CO)	8-17-80
79	15.7	Josiah Packard (CA)	10-1-83
80	16.40	Konrad Boas (GFR)	9-24-83
	16.5	Herbert Anderson (CO)	9-5-82
	16.2w	Konrad Boas (GFR)	9-10-83
	16.25w	Herbert Anderson (CO)	8-7-82
81	16.59	Herbert Anderson (CO)	9-17-83
	16.6	A.E. Pitcher (IN)	6-1-83
82	20.5	Charles Backus (US)	6-26-76
83	19.4	L.V. Rensburg (RSA)	5-2-81
	20.2	Collister Wheeler (OR)	7-3-76
	18.0w	L.V. Rensburg (RSA)	5-9-81
84	19.9n	Charley Speechly (GBR)	8-25-72
	23.4	Charles Backus (US)	6-24-78
	22.6p	Guy Sibley (IN)	6-12-82
85	19.0	L.V. Rensburg (RSA)	9-17-83
	21.5	Harry Jackson (PA)	8-1-81
86	22.86	Harry Jackson (PA)	8-13-82
87	19.3n	Duncan McClean (GBR)	8-25-72
	23.8	Harry Jackson (PA)	5-15-83
	22.5w	Harry Jackson (PA)	9-10-83
88	16.3n	Duncan McClean (GBR)	7-6-73
	25.1	Peter Laurino (US)	7-24-82
89	16.5	Duncan McClean (GBR)	6- -74
90	19.9	Duncan McClean (GBR)	6-14-75
91	21.0	Duncan McClean (GBR)	7-17-76
92	21.7	Duncan McClean (GBR)	8-9-77
95	54.7p	Mr. Tou (US)	7-24-82

200 METERS

35	20.8	Delano Meriwether (US)	6-9-78
36	21.6y	Clifton Bertrand (TRI)	6-8-72
	21.8	Ruben Whitney (TX)	8-16-81

37	21.6	Edward Jefferis (RSA)	2-2-74
	21.8	Paul Dungan (OR)	7-16-82
38	21.3	Edward Jefferis (RSA)	2-28-74
	22.0	Lamar Miller (MI)	9-18-83
	20.6w	Reginald Austin (AUS)	8-9-75
39	21.2	Edward Jefferis (RSA)	1-24-76
	21.9	Kenneth Dennis (CA)	6-27-76
	22.0y	Robert Thomas (NY)	7-18-72
40	21.9	Reginald Austin (AUS)	8-10-77
	22.3	Dean Smith (CA)	7-2-77
	22.4y	Jim Weaver (TX)	8-22-76
41	22.2	Ron Taylor (GBR)	7-20-75
	22.4	Dean Smith (CA)	6-24-73
42	21.8	Manuel Ulacio (VEN)	9-4-82
	22.3y	Thane Baker (TX)	7-13-74
43	22.3	James Burnetrt (PA)	9-18-83
44	22.4	Clifton Bertrand (TRI)	7-17-80
	22.9	Milton Newton (CA)	5-6-78
	22.9	Lloyd Riddick (NY)	6-23-79
45	22.3n	George Rhoden (JAM)	7-2-77
	22.9	Richard Stolpe (NB)	6-20-70
46	22.4	Reginald Austin (AUS)	9-18-83
	22.9	Milton Newton (CA)	6-22-80
47	22.8	Charles Williams (GBR)	7-10-78
	23.4n	Richard Stolpe (NB)	6-18-72
	23.4	Lloyd Riddick (NJ)	7-5-81
48	23.2	Richard Stolpe (NB)	6-24-73
	23.1hp	Rocky McPherson (GUY)	8-9-77
49	23.37	Charles Williams (GBR)	8-6-80
	23.6n	Alphonse Juilland (CA)	6-4-72
	23.2w	Jack Greenwood (KS)	8-9-75
50	23.4	Thane Baker (TX)	9-5-82
51	23.46	Thane Baker (TX)	9-26-83
52	23.9	Richard Stolpe (NM)	8-10-77
	23.86w	Bert Lancaster (PA)	9-1-80
53	23.8	Bert Lancaster (PA)	8-16-81
	23.65w	Bert Lancaster (PA)	9-19-81
54	23.6	Payton Jordan (CA)	2-19-72
55	23.6	Alfred Guidet (CA)	6-24-73
56	24.2y	Charles Beaudry (TX)	8-3-75
	24.2y	Payton Jordan (CA)	3-24-73
57	24.3yn	Alfred Guidet (CA)	7-26-75
58	24.92	Bernard Hogan (AUS)	7-31-79
	25.8i	Rudolph Valentine (NY)	1-3-82
59	24.82	Bernard Hogan (AUS)	3-22-80
	25.0	Rudolph Valentine (NY)	6-25-83
60	24.9	Payton Jordan (CA)	6-19-77
61	25.0	Payton Jordan (CA)	5-27-78
62	26.0	Fritz Assmy (GFR)	8-10-77
	25.94	Bernard Hogan (AUS)	9-26-83
	26.27	John Alexander (TX)	6-19-82
	25.9w	Fritiof Sjostrand (SWE)	8-9-75
63	25.9	Payton Jordan (CA)	5-31-80
64	25.5	Payton Jordan (CA)	4-26-81
	25.3w	Payton Jordan (CA)	5-30-81
65	26.1	Payton Jordan (CA)	6-12-82
66	26.29	Payton Jordan (CA)	5-21-83
	26.10wh	Payton Jordan (CA)	9-25-83
67	26.45	Fritz Assmy (GFR)	7-15-82
	27.8	Harry Koppel (CA)	3-14-81
68	27.3	Yngve Brange (SWE)	8-31-81
	27.4	Harry Koppel (CA)	6-21-81
69	26.7	Harry Koppel (CA)	6-12-82
70	27.7	Harry Koppel (CA)	7-3-83
71	27.5	Frederick Reid (RSA)	7-19-80
	30.0	Ken Carnine (CA)	10-6-79
72	29.4	Anthony Castro (CA)	8-16-81
73	29.2	Josiah Packard (CA)	8-10-77
	28.1w	Frederick Reid (RSA)	10-16-82
	29.0w	Josiah Packard (CA)	6-26-77
74	29.17	Frederick Reid (RSA)	9-18-83
	29.54	Anthony Castro (CA)	9-26-83
	29.30wh	Anthony Castro (CA)	9-25-83
75	29.5	Josiah Packard (CA)	6-24-79
76	31.11	Harry Gathercole (AUS)	9-26-83
	32.4	Harold Chapson (HI)	4-14-79
77	32.5	Herbert Anderson (CO)	9-2-79
78	32.2	Herbert Anderson (CO)	8-17-80
79	33.3	Herbert Anderson (CO)	8-16-81
80	33.75	Konrad Boas (GFR)	9-26-83
	35.7	Harold Chapson (HI)	7-31-82
	34.2w	Herbert Anderson (CO)	8-8-82
	34.5w	Harold Chapson (HI)	4-24-83
81	35.13	Herbert Anderson (CO)	9-26-83
	33.4w	Harold Chapson (HI)	10-16-83
82	43.8	Paul Spangler (CA)	10-3-81
83	42.1	Collister Wheeler (OR)	7-4-76
84	43.1n	Charley Speechly (GBR)	8-24-72
	63.6	Guy Sibley (IN)	6-12-82
	58.7w	Charles Backus (US)	6-25-78
85	43.1	L.V. Rensburg (RSA)	9-18-83
	55.5	Charles Backus (US)	8-19-79
86	64.1	Charles Backus (US)	7-13-80
87	41.1n	Duncan McClean (GBR)	8-24-72
	78i	Herb Kirk (MT)	2-5-83
88	45.9n	Duncan McClean (GBR)	7-7-73
	78.4	Charles Backus (US)	7-25-82
89	44.8n	Duncan McClean (GBR)	6-30-74
90	48.6	Collister Wheeler (OR)	7-30-83
91	51.5	Duncan McClean (GBR)	6-12-76

400 METERS

35	46.91	Hagues Roger (FRA)	6-27-76
	48.9	Ron Whitney (CA)	6-17-78
	48.74p	Dennis Dyce (NY)	7-21-79
	48.8p	Matt Pruitt (US)	7-13-80
36	48.2	Johannes Cyrus (RSA)	12-21-68
	48.5	Lee Evans (CA)	8-21-83
37	48.6	Ron Taylor (GBR)	8-22-71
	50.4	Paul Dungan (OR)	6-26-82
	49.90p	James Vicks (TX)	8-20-83
38	49.0	Manfred Garbisch (GFR)	7-13-72
	49.2	Matt Pruitt (US)	8-21-83
39	50.0	George Smith (CAN)	6-25-83
	50.5	James Burnett (PA)	6-23-79
40	48.9	Roger Hugues (FRA)	5-10-81
	49.6	James Burnett (PA)	8-16-80
41	47.87	Manuel Ulacio (VEN)	11-14-81
	49.36	James Burnett (PA)	8-15-81
42	49.0	Manuel Ulacio (VEN)	9-5-82
	50.55	James Burnett (PA)	8-7-82
43	49.00	Manuel Ulacio (VEN)	9-28-83
	49.9	James Burnett (PA)	9-17-83
44	51.06	Reginald Austin (AUS)	1-11-81
	51.6	Milton Newton (CA)	6-17-78
45	52.0	Milton Newton (CA)	5-12-79
46	50.61	Reginald Austin (AUS)	9-28-83
	51.0	Milton Newton (CA)	7-5-80
47	51.7	Richard Stolpe (NB)	8-24-72
48	52.4	Rudy Enders (MD)	6-14-80
	52.4n	Richard Stolpe (NB)	7-7-73
	52.25p	Berthold Neumann (GFR)	8-1-79
49	52.0	Jack Greenwood (KS)	8-8-75
50	52.28	Peter Higgins (GBR)	8-1-79
	53.6	Jack Greenwood (KS)	7-4-76
51	52.37	Peter Higgins (GBR)	8-6-80
	52.9	Jack Greenwood (KS)	8-10-77
52	53.9	Jack Greenwood (KS)	8-19-78
53	53.52	Jack Greenwood (KS)	8-1-79
54	54.5	Rudolph Valentine (NY)	7-8-78
55	54.56	Rulolph Valentine (NY)	6-9-79
56	56.5y	Charles Beaudry (TX)	8-3-75
57	55.7	Jack Greenwood (KS)	9-17-83
58	58.3y	Ray Gordon (DC)	7-11-76
59	55.2	Rudolph Valentine (NY)	5-7-83
60	58.5	Rudolph Valentine (NY)	9-17-83
61	58.4	John Alexander (TX)	6-27-81
62	59.30	John Aexander (TX)	6-12-82
63	62.0	Fritz Assmy (GFR)	9-15-78
	62.3dec	Bud Deacon (HI)	5-17-74
64	61.5y	Fritiof Sjostrand (SWE)	3-12-77
	63.8y	Frank Finger (VA)	6-9-79
65	61.1y	Jay Sponseller (FL)	4-16-83
66	62.0	Jack Stevens (AUS)	9-17-83
	63.88	Harry Koppel (CA)	7-8-79
67	61.85	Fritz Assmy (GFR)	7-16-82
	63.4y	Frank Finger (VA)	6-12-82
68	63.16	Fritz Assmy (GFR)	9-28-83
	64.4	Harry Koppel (CA)	5-30-81

69	65.3	Harry Koppel (CA)	6-26-82
	65.1p	Harry Koppel (CA)	- -82
	65.21p	Eino Salminen (FIN)	7-16-82
70	65.66	Harry Koppel (CA)	8-21-83
71	67.2	Harold Chapson (HI)	6-23-74
72	68.1	Harold Chapson (HI)	7-5-75
73	64.6	Josiah Packard (CA)	8-10-77
74	68.9	Harold Chapson (HI)	7-2-77
75	68.5	Josiah Packard (CA)	6-23-79
76	71.5	Harold Chapson (HI)	4-13-79
77	73.18	Harold Chapson (HI)	8-1-79
78	72.26	Harold Chapson (HI)	1-13-81
79	74.10	Harold Chapson (HI)	8-15-81
80	75.4	Harold Chapson (HI)	7-9-83
81	75.6	Harold Chapson (HI)	7-16-83
82	1:40.4	Paul Spangler (CA)	8-15-81
83	1:41.1	Paul Spangler (CA)	6-19-82
84	2:29.2	Charles Backus (US)	6-25-78
85	2:29.2	Charles Backus (US)	8-19-79
86	2:42.3	Charles Backus (US)	7-13-80
87	1:52.00	Bill Empey (AUS)	9-28-83
	2:17.6	Herb Kirk (MT)	8-26-83

800 METERS

35	1:49.2y	George Scott (NZL)	5-12-72
	1:53.8	Ramsey Thomas (MD)	5-12-79
36	1:52.4	Kurt Schmittenheim (GFR)	7-3-79
	1:55.8	Lee Evans (CA)	8-21-83
37	1:51.4	Kurt Schmittenheim (GFR)	7-2-78
	1:52.1	Ralph Lee (CA)	5-13-79
38	1:52.8	Michel Bernard (FRA)	7-26-70
	1:56.1	John Perry (CA)	7-10-82
39	1:55.1	Barry Adams (CAN)	8-6-81
	1:57.8i	Bill Stewart (MI)	1-28-82
40	1:54.8	Noel Clough (AUS)	8-9-77
	1:54.9	George Cohen (CA)	8-16-80
41	1:54.5	Klaus Mainka (GFR)	7-16-77
	1:55.7	George Cohen (CA)	8-15-81
42	1:56.0	Ernest Billups (IL)	7-7-79
43	1:55.7	Ernest Billups (IL)	8-16-80
44	1:56.1	Ernest Billups (IL)	8-8-81
45	1:57.9	Johan Hesselberg (NOR)	8-9-77
	2:00.7	Ernest Billups (IL)	7-31-82
	2:01.4yn	Bill Fitzgerald (CA)	7-2-70
46	1:58.2	Ernest Billups (IL)	9-26-83
47	1:58.4	Bill Fitzgerald (CA)	7-1-72
48	1:58.1n	Bill Fitzgerald (CA)	7-6-73
49	1:59.5n	Bill Fitzgerald (CA)	7-6-74
50	2:01.1	Bill Fitzgerald (CA)	6-29-75
51	2:02.1	Johan Hesselberg (NOR)	8-20-83
	2:03.2	Bill Fitzgerald (CA)	6-27-76
52	2:04.0	Dean Smith (IL)	7-8-78
53	2:03.5	Dean Smith (IL)	7-28-79
54	2:04.8	Bill Fitzgerald (CA)	7-7-79
55	2:06.6	Derek Turnbull (NZL)	5-14-82
	2:08.9	Bill Fitzgerald (CA)	7-5-80
56	2:12.6	Kelsey Brown (NJ)	9-26-83
	2:12.6	Reg McCrae (AUS)	1-11-81
57	2:09.4	Bill Fitzgerald (CA)	7-10-82
58	2:10.4	Frank Evans (NZL)	9-26-83
	2:13.0	Bill Fitzgerald (CA)	8-27-83
59	2:18	John Gilmour (AUS)	12-16-78
	2:18.2	Archie Messenger (NY)	8-13-82
60	2:18.2	John Gilmour (AUS)	4-6-80
	2:19.9yn	Ray Gordon (VA)	8-5-78
61	2:17.0	John Gilmour (AUS)	1-11-81
	2:19.0	Jack Rice (FL)	8-13-82
62	2:20.8	Tormod Haugan (NOR)	8-13-82
	2:26.6y	Bud Deacon (HI)	7-21-73
63	2:23.1y	Bud Deacon (HI)	5-3-74
64	2:23.2	Jack Stevens (AUS)	1-11-81
	2:27.2	William Andberg (MN)	8-9-75
65	2:20.5	Jack Stevens (AUS)	8-13-82
	2:25.3	Frank Finger (VA)	7-5-80
66	2:21.1	Jack Stevens (AUS)	9-18-83
	2:28.0	William Andberg (MN)	8-9-77
67	2:27.8	Frank Finger (VA)	6-12-82
68	2:30.1	William Andberg (MN)	7-28-79
69	2:38.7n	Richard Bredenbeck (OH)	8-9-75
70	2:37.0	Harold Chapson (HI)	6-24-73
71	2:34.5	Monty Montgomery (CA)	9-4-77
72	2:35.4	Harold Chapson (HI)	7-6-75
73	2:35.8	Harold Chapson (HI)	6-27-76
74	2:37.2	Harold Chapson (HI)	7-2-77
75	2:40.0	Harold Chapson (HI)	5-14-78
76	2:45.4	Harold Chapson (HI)	6-24-79
77	2:46.3	Harold Chapson (HI)	7-28-79
78	2:44.1	Harold Chapson (HI)	12-31-80
79	2:46.7	Harold Chapson (HI)	8-15-81
80	2:53.5	Harold Chapson (HI)	7-11-82
81	2:49.4	Harold Chapson (HI)	10-9-83
82	3:36.0	Paul Spangler (CA)	8-15-81
83	3:40.3	Paul Spangler (CA)	6-24-82
84	3:48.8	Paul Spangler (CA)	5-21-83
85	5:36.7	Emil Zemljak (YUG)	7-16-82
87	6:08.6	Herb Kirk (MT)	8-26-83
90	8:54.2	Robert Willis (CA)	6-26-77

1500 METERS

35	3:41.4	Carlos Lopes (POR)	7-25-82
	3:52.7	Ramsey Thomas (MD)	7-11-79
36	3:46.1i	Gerhard Vervoort (FRA)	2-25-73
	3:53.9	Tom Von Ruden (CA)	8-16-81
37	3:42.4	Gerard Vervoort (FRA)	6-24-73
	3:50.9	Bill Stewart (MI)	5-24-80
38	3:45.5	Gerard Vervoort (FRA)	6-6-74
	3:59.0	Ramsey Thomas (MD)	7-3-82
39	3:52.7	Michel Bernard (FRA)	5-9-71
	3:54.1	Bill Stewart (MI)	2-25-82
40	3:52.0	Michel Bernard (FRA)	6-20-72
	3:56.2	Bill Stewart (MI)	9-27-83
41	3:56.7	Clement Huyssen (BEL)	8-11-77
	4:01.9	George Cohen (CA)	8-16-81
42	3:58.8	Albie Thomas (AUS)	8-11-77
	4:02.5i	Ernest Billups (IL)	1-5-80
43	3:59.5	Jim McDonald (NZL)	11-19-77
	4:00.1	Ernest Billups (IL)	8-17-80
44	3:59.8	Ernest Billups (IL)	8-16-81
45	4:03.2	Piet Mayoor (HOL)	6-8-77
	4:07.2	Ernest Billups (IL)	8-8-82
46	4:04.4	Ernest Billups (IL)	9-27-83
47	4:06.4	Harry Lindell (SWE)	8-9-81
	4:10.4n	Bill Fitzgerald (CA)	9-14-72
48	4:05.8	Jean Omselen (BEL)	6-6-82
	4:12.1n	Bill Fitzgerald (CA)	7-7-73
49	4:09.3	William Baillie (NZL)	9-16-83
	4:12.9n	Bill Fitzgerald (CA)	7-7-74
50	4:05.8	Ray Hatton (OR)	7-8-82
51	4:14.2	Ray Hatton (OR)	7-29-83
52	4:14.6n	Jack Ryan (AUS)	1-18-75
	4:25.6	Jim Sutton (PA)	8-13-83
53	4:14.0	Jack Ryan (AUS)	3-26-76
	4:25	Bill Fitzgerald (CA)	5-12-79
54	4:15.6	Derek Turnbull (NZL)	1-11-81
	4:22.0	Bill Fitzgerald (CA)	7-8-79
55	4:14.4	Gunther Hesselmann (GFR)	6-23-81
	4:28.7	Bill Fitzgerald (CA)	7-12-80
56	4:22	John Gilmour (AUS)	10-22-75
	4:34.5	Mauro Hernandez (CA)	8-20-78
57	4:17.6	Jack Ryan (AUS)	3-11-80
	4:38.8	Bill Fitzgerald (CA)	6-20-82
58	4:26.1	Jack Ryan (AUS)	3- -81
	4:45.2	Archie Messenger (NY)	8-16-81
59	4:27.2	Jack Ryan (AUS)	4-10-82
	4:43.4	Archie Messenger (NY)	8-14-82
60	4:30.0	John Gilmour (AUS)	12-22-79
	4:50.4	Archie Messenger (NY)	9-27-83
61	4:43.0	George McGrath (AUS)	4-17-81
	4:51.8	George Sheehan (NJ)	6-14-80
62	4:41.5	George McGrath (AUS)	4-10-82
	4:49.8	Don Longenecker (NM)	6-24-78

83	4:49	George McGrath (AUS)	4-2-83
	4:53.2	George Sheehan (NJ)	8-9-82
84	5:01.3	William Andberg (MN)	8-16-75
85	4:50.6	Jack Stevens (AUS)	11-13-82
	4:59.2	William Andberg (MN)	7-4-76
86	5:00.6	Don Longenecker (NM)	6-12-82
87	5:09.4	Merv Jenkinson (AUS)	4-17-76
	5:21.1	Ed Stotsenberg (CA)	4-11-81
88	5:06.4	Erich Kruzycki (GFR)	8-1-79
	5:11.6	William Andberg (MN)	8-1-79
89	5:17.0	John Farrell (GBR)	10-22-78
	5:26.3	Otto Essig (MA)	8-9-75
70	5:11.8	Merv Jenkinson (AUS)	1-6-80
	5:30.8	Harold Chapson (HI)	6-23-73
71	5:26.1n	Reginald Barlow (AUS)	8-9-75
	5:30.4	Harold Chapson (HI)	12-30-73
72	5:21.5	Harold Chapson (HI)	6-28-75
73	5:21.1	Harold Chapson (HI)	8-9-75
74	5:26.3	Harold Chapson (HI)	6-25-77
75	5:30.1	Harold Chapson (HI)	8-11-77
76	5:35.4	Harold Chapson (HI)	4-1-79
77	5:43.0	Harold Chapson (HI)	8-1-79
78	5:40.2	Harold Chapson (HI)	12-31-80
79	5:50.4	Harold Chapson (HI)	8-16-81
80	5:54.5	Harold Chapson (HI)	7-17-82
81	6:20.9	Harold Chapson (HI)	10-16-83
82	7:20.3	Paul Spangler (CA)	7-18-81
83	7:44.4	Paul Spangler (CA)	6-20-82
84	7:41.6	Paul Spangler (CA)	8-21-83
87	11:33.2	Herb Kirk (MT)	8-26-83

ONE MILE

35	4:03.7	George Scott (NZL)	4-22-72
	4:12.4	Ramsey Thomas (MD)	7-26-79
36	4:13.6	Gunnar Ekman (SWE)	9-4-79
	4:18.0	Ramsey Thomas (MD)	2-2-80
37	4:15.3	Ramsey Thomas (MD)	7-18-81
38	4:08.8	George Scott (NZL)	3-23-75
	4:15.0n	Glynn Wood (DC)	4-21-73
39	4:13.0n	Fred Norris (GBR)	5-13-61
	4:13.3i	Bill Stewart (MI)	1-28-82
40	4:11.0i	Bill Stewart (MI)	1-22-83
41	4:21.5	Laurie O'Hara (GBR)	7-3-73
	4:23.1	Kirk Randall (MA)	6-25-83
42	4:25.7i	Ernest Billups (IL)	1-11-80
	4:25p	Kevin Fisher (AUS)	- -72
43	4:18.5	Jim McDonald (NZL)	12-3-77
	4:24.0	Ray Hatton (OR)	7-18-75
44	4:25i	Ernest Billups (IL)	3-27-82
45	4:26.4	Louis Vink (HOL)	6-3-80
	4:29.3i	Ernest Billups (IL)	3-26-83
46	4:29.5n	Bill Fitzgerald (CA)	4-23-72
47	4:34.5n	Bill Fitzgerald (CA)	4-28-73
48	4:32.8n	Bill Fitzgerald (CA)	6-2-73
49	4:30.8	Ray Hatton (OR)	5-28-81
50	4:32.2n	Bill Fitzgerald (CA)	7-13-75
51	4:48.4i	Russ Bonham (IN)	3-6-83
52	4:53.5ni	George Sheehan (NJ)	2-27-71
	4:49.4p	Clay Puckett (UT)	6-25-83
53	4:49.3	David Stevenson (CA)	7-29-82
54	4:49.8	Mauro Hernandez (CA)	2-5-77
55	4:40.4	Jack Ryan (AUS)	12-15-77
	4:56.1	Bill McChesney (OR)	7-22-83
56	5:08.5	Wilson Vible (DE)	7-10-74
57	5:04.9	George McGrath (AUS)	12-9-77
	5:06.4	Robert Deliwo (WA)	1-20-75
58	5:13.1	Archie Messenger (NY)	7-19-81
59	5:13.5n	Clive Davies (OR)	7-13-75
60	5:18.8	William Andberg (MN)	7-3-71
61	4:57.1	John Gilmour (AUS)	11-13-80
	5:16.8	Clive Davies (OR)	6-11-77
62	5:17.5	Don Longenecker (NM)	4-16-78
63	5:15.2	Clive Davies (OR)	6-9-79
64	5:25.4	Stan Nicholls (AUS)	4-10-76
	5:30	Joie Ray (US)	4-13-58
65	5:22n	Monty Montgomery (CA)	4-8-72
66	5:30	William Andberg (MN)	6-29-77
67	5:41.4	Norman Bright (WA)	6-11-77
68	5:39.0	William Andberg (MN)	6-16-79
69	5:54.2	Otto Essig (MA)	6-28-75
70	5:42.2	Monty Montgomery (CA)	7-9-77
71	5:54.0n	Harold Chapson (HI)	11-25-73
72	5:52.3	Harold Chapson (HI)	3-2-75
73	5:51.7	Harold Chapson (HI)	1-4-76
74	6:14.0	Merv Jenkinson (AUS)	1-23-83
	6:21.0	Richard Bredenbeck (OH)	6-21-80
75	6:45	Richard Bredenbeck (OH)	6-26-81
76	7:05.1	Richard Bredenbeck (OH)	5-22-82
77	6:54.0	Paul Spangler (CA)	8-2-76
78	6:15.1	Harold Chapson (HI)	7-5-81
79	6:59.4	Paul Spangler (CA)	8-4-78
80	7:04.2i	Paul Spangler (CA)	3-18-79
81	8:07.1	Paul Spangler (CA)	6-7-80
84	8:07.4	Paul Spangler (CA)	6-25-83
87	12:23.6	Herb Kirk (MT)	8-26-83

3000 METERS

35	7:56.2n	Michel Bernard (FRA)	6-14-67
	8:31.5	Ramsey Thomas (MD)	8-4-79
36	8:07.0	Michel Bernard (FRA)	9-8-68
	8:41.8yi	George Young (AZ)	4-20-74
37	8:01.2	Gaston Roelants (BEL)	7-9-74
	8:34.4	Ramsey Thomas (MD)	12-6-80
38	8:10.2	Lucien Rault (FRA)	6-19-74
	8:58.2	Jim Murphy (CA)	4-8-78
39	8:02.2n	Michel Bernard (FRA)	6-2-71
	8:58n	Peter Mundle (CA)	4-20-68
40	8:25.2	Michel Bernard (FRA)	7-15-72
	9:00.6	Ray Hatton (OR)	5-6-72
	8:20.0p	Gunther Schmitt (GFR)	7-12-78
41	8:22.0	Alain Mimoun (FRA)	6-6-62
	8:22.0	Laurie O'Hara (GBR)	6-23-73
	9:08.4	Hal Higdon (IN)	4-26-73
	9:08.4y	Tom Laris (CA)	7-23-81
42	8:24.8	Laurie O'Hara (GBR)	6-21-74
	8:49.4	Herb Lorenz (NJ)	8-1-81
43	8:17.4n	Jack Foster (NZL)	1-31-76
	9:18.2	Victor Zwolak (DE)	7-31-82
44	8:30.8	Lucien Rault (FRA)	6-25-80
	8:50.0	Hal Higdon (IN)	7-13-75
45	8:36.0	Laurie O'Hara (GBR)	8-3-77
	9:20.8	Jerry Smartt (CA)	6-18-77
46	8:52.0n	Manuel Alonso (SPA)	8-14-76
	9:14.2	Peter Mundle (CA)	1-18-75
47	8:46.8	Manuel Alonso (SPA)	7-9-77
	9:45.8yn	Peter Mundle (CA)	7-26-75
48	8:57.6	Manuel Alonso (SPA)	8-26-78
	9:21.4	George Vernosky (MD)	5-6-78
49	9:02.1	Manuel Alonso (SPA)	4-13-80
	9:03.0	Ray Hatton (OR)	6-14-81
50	8:53.8	Ray Hatton (OR)	6-25-82
51	9:14.9	Emil Schulz (GFR)	7-14-78
	9:37.2i	Russ Bonham (IN)	2-25-83
52	9:03.6	Luciano Aquarone (ITA)	10-16-82
	9:46.9	George Vernosky (MD)	5-8-82
53	9:21.6	Gunther Hesselmann (GFR)	4-9-79
	9:44.6n	Mauro Hernandez (CA)	8-13-75
	9:14.0p	Gunther Hesselmann (GFR)	- -79
54	9:26n	George McGrath (AUS)	10-10-74
	9:53.0	Mauro Hernandez (CA)	4-2-77
	9:00.9p	Gunther Hesselmann (GFR)	- -80
55	9:01.8	Gunther Hesselmann (GFR)	7-15-81
	10:12.6	Ken Carman (MI)	5-6-83
56	9:21.0	John Gilmour (AUS)	2-11-76
	10:19.2	Jim Forshee (MI)	6-14-82
57	9:53.6	Robert Boutard (FRA)	9-22-82
	10:50.6	Luther Burdelle (PA)	7-31-82
58	10:12.0	Robert Boutard (FRA)	8-7-83
	10:40.2	Luther Burdelle (PA)	5-15-83
59	10:37.6	Thedde Jensen (SWE)	8-25-66
	11:03.6	Newlie Hewson (DC)	5-7-82
60	9:43.2	John Gilmour (AUS)	11-10-79
	11:10.8	Ralph Ratcliff (OK)	1-8-83
61	9:41.2	John Gilmour (AUS)	11-22-80
	11:28y	Norman Bright (WA)	7-10-71
62	10:26.8	Erich Kruzycki (GFR)	5-5-73
	11:09y	Don Longenecker (NM)	6-25-78

63	10:41.0	Stan Nicholls (AUS)	11-23-74
	11:38.2	Norman Bright (WA)	5-29-73
64	10:47.0	William Andberg (MN)	8-13-75
65	10:51.0	Norman Bright (WA)	6-17-75
66	10:47.8	Stan Nicholls (AUS)	11-8-77
	11:30.0yn	Monty Montgomery (CA)	3-25-73
	11:30.0p	Bob Kroger (US)	1-31-82
67	11:12.4	Jupp Berg (GFR)	10-2-76
	11:34.6	Norman Bright (WA)	7-12-77
68	11:25	David Morrison (GBR)	6-27-82
	11:51.0i	Richard Bredenbeck (OH)	2-16-74
69	11:46.8	Stan Nicholls (AUS)	11-15-80
	12:41.0	Sydney Madden (CA)	1-8-77
70	11:43.8	John Farrell (GBR)	6-24-79
	12:20.7	Bob Boal (NC)	5-8-82
71	11:47.4	Stan Nicholls (AUS)	7-3-82
	12:11.8	Tom Roberts (GA)	10-20-73
72	11:55.8i	Richard Bredenbeck (OH)	3-19-78
73	11:46.2	Harold Chapson (HI)	3-28-76
74	12:23.8	Harold Chapson (HI)	1-16-77
75	12:23.4	Edward Benham (MD)	5-7-83
76	14:05.2	Richard Bredenbeck (OH)	5-22-82
77	14:25	Paul Spangler (CA)	6-12-76
78	15:20.0	Rolf Tornas (NOR)	8-19-78
	15:41y	Paul Spangler (CA)	4-16-77
79	14:56.6	Harold Chapson (HI)	11-22-81
80	14:39.0	Paul Spangler (CA)	7-22-79
81	16:40.2y	Paul Spangler (CA)	6-7-80
82	16:46y	Albert Gordon (NY)	10-15-83
84	15:49.0	Paul Spangler (CA)	5-21-83
87	26:12i	Herb Kirk (MT)	2-5-83

TWO MILES

35	8:37.2n	Dave Power (AUS)	12-4-63
	8:37.6i	George Young (AZ)	5-19-73
36	8:41.8i	George Young (AZ)	4-20-74
37	8:57.0	Fred Norris (GBR)	3-30-59
	9:24.0n	Peter Mundle (CA)	7-14-65
	9:00.4nip	Frank Pflaging (MD)	- -70
38	9:32.0i	David Wee (MN)	2-12-77
39	9:00.0ni	Fred Norris (GBR)	1-14-61
	9:09.6i	Bill Stewart (MI)	2-13-82
40	9:07.4	Fred Norris (GBR)	4-17-62
	9:17.6n	Ray Hatton (OR)	4-1-72
41	9:08.4	Tom Laris (CA)	7-23-81
42	9:28.0n	Peter Mundle (CA)	7-8-70
43	9:19.2	Jim Mcdonald (NZL)	2-19-78
	9:32.8i	Peter Mundle (CA)	2-19-72
44	9:28.6	Jim Mcdonald (NZL)	2-18-79
	9:41	Hal Higdon (IN)	8-8-75
45	9:37.8	Denny Meyer (WA)	5-5-78
46	9:44.6	Peter Mundle (CA)	8-2-74
47	9:45.8n	Peter Mundle (CA)	7-26-75
48	10:07.6i	Jim Hershberger (KS)	3-29-80
49	10:07.4	Peter Mundle (CA)	6-2-77
50	10:09.2i	Lloyd Slocum (NH)	3-27-83
51	10:20.2i	Russ Bonham (IN)	2-25-83
52	10:19.2	David Stevenson (CA)	12-20-80
53	10:12	George McGrath (AUS)	10-18-73
	10:26.6	David Stevenson (CA)	7-15-82
54	10:31.2	Mauro Hernandez (CA)	4-2-77
55	10:35.0	Bill McChesney (OR)	7-15-83
56	10:07	John Gilmour (AUS)	1-14-76
	10:59.2	Leon Dreher (PA)	3- -78
57	11:08.2i	Gerald Morrison (MO)	2-15-81
58	11:32n	Ray Gordon (DC)	6-25-76
59	11:14.0	Clive Davies (OR)	7-13-75
60	11:40.0i	Steve Richardson (CT)	2-22-81
61	11:28	Norman Bright (WA)	7-10-71
62	11:09	Don Longenecker (NM)	6-25-78
63	11:52.6	Norman Bright (WA)	7-3-73
64	11:41.2n	Norman Bright (WA)	4-6-74
65	11:35.6	Norman Bright (WA)	6-17-75
66	11:30.0n	Monty Montgomery (CA)	3-25-73
67	12:36	Norman Bright (WA)	7-19-77
68	12:40.0	Otto Essig (MA)	8-3-74
69	12:55.8	Stan Nicholls (AUS)	12-20-80
	12:57.4	Otto Essig (MA)	8-2-75
70	12:23	Stan Nicholls (AUS)	11-18-81
	13:10i	Richard Bredenbeck (OH)	3-14-76
71	12:42.4	Stan Nicholls (AUS)	7-3-82
	13:09.0n	Harold Chapson (HI)	10-14-73
72	12:48.0i	Richard Bredenbeck (OH)	3-19-78
73	12:41.0	Harold Chapson (HI)	3-14-76
74	13:47.6	Richard Bredenbeck (OH)	6-21-80
75	15:46.4	Paul Spangler (CA)	3-15-75
76	14:30	Lou Gregory (FL)	9-30-78
77	14:41	Paul Spangler (CA)	6-12-76
78	15:41	Paul Spangler (CA)	4-16-77
79	15:12.4i	Paul Spangler (CA)	3-17-79
80	15:47.2	Paul Spangler (CA)	7-22-79
81	16:40.2	Paul Spangler (CA)	6-7-80
82	16:46	Albert Gordon (NY)	10-15-83

THREE MILES

35	13:17.3m	Carlos Lopes (POR)	7-14-82
	13:44.2	Peter McArdle (NY)	6-11-64
36	13:38.6mn	Lucien Rault (FRA)	8-24-72
	14:22.3m	Mike Manley (OR)	5-6-78
	13:16.4mp	Miruts Yifter (ETH)	6-7-80
	13:28.1mp	Carlos Lopes (POR)	- -83
	13:54.2nip	Frank Pflaging (MD)	- -69
37	13:31.6	Gaston Roelants (BEL)	9-24-74
	14:38.4n	Peter Mundle (CA)	3-19-66
38	13:47.8mn	Michel Bernard (FRA)	7-19-70
	13:51.7m	Mike Manley (OR)	6-1-80
39	13:40.0mn	Michel Bernard (FRA)	6-26-71
	14:25.4m	Barry Brown (FL)	8-11-83
40	13:45.6m	Lucien Rault (FRA)	5-21-76
	14:27.0m	Mike Manley (OR)	6-6-82
41	14:16.6m	Lucien Rault (FRA)	10-9-77
	14:40.2m	Tom Laris (CA)	8-6-81
42	14:04.2m	Lucien Rault (FRA)	6-24-78
	14:29.2	Ray Hatton (OR)	6-15-74
43	14:21.0m	Jack Foster (NZL)	2-21-76
	14:41.6	Ray Hatton (OR)	4-26-75
44	14:33.6	Jim Mcdonald (NZL)	2-18-79
	14:45.2	Hal Higdon (IN)	8-8-75
45	14:56.4m	Alain Mimoun (FRA)	5-29-66
	15:17.0	Ken Winn (GA)	6-11-83
46	14:23.6m	Lucien Rault (FRA)	6-19-82
	15:07	Peter Mundle (CA)	7-7-74
47	15:03.4m	Manuel Alonso (SPA)	5-28-78
	15:28	Peter Mundle (CA)	8-8-75
48	15:17.4m	Ray Hatton (OR)	8-2-80
49	15:17.6m	Ray Hatton (OR)	8-16-81
50	15:31.0m	Alain Mimoun (FRA)	6-6-71
	15:37.8	James O'Neil (CA)	1-10-76
51	15:39	Peter Mundle (CA)	5-31-79
52	15:54m	Jack Ryan (AUS)	11-2-74
	16:12.4	James O'Neil (CA)	6-26-77
53	16:05.2	Robert Boutard (FRA)	8-23-78
	16:22	Leon Dreher (PA)	12-21-74
54	16:11.0m	George McGrath (AUS)	11-16-74
	16:26.0m	James O'Neil (CA)	4-5-80
55	15:42.4m	Gunther Hesselmann (GFR)	6-27-81
	16:27.1m	James O'Neil (CA)	1-12-81
56	15:57.0m	George McGrath (AUS)	1- -76
	16:25	Alex Ratelle (MN)	8-22-81
57	16:31m	John Gilmour (AUS)	1-24-77
	16:34.0m	Alex Ratelle (MN)	8-14-82
58	16:00.6m	Jack Ryan (AUS)	3- -81
	16:58m	James O'Neil (CA)	9-17-83
59	16:51.2	Clive Davies (OR)	7-13-75
60	16:52.6m	John Gilmour (AUS)	4-6-80
	17:42.6m	William Andberg (MN)	7-3-71
61	16:33.3m	John Gilmour (AUS)	8-9-80
	17:38.0m	Clive Davies (OR)	6-19-77
62	16:38.4m	John Gilmour (AUS)	4-11-82
	16:59.2	Don Loangenecker (NM)	6-25-78
63	17:27.5m	Clive Davies (OR)	7-8-79
64	17:19.0m	Clive Davies (OR)	8-2-80
65	17:59.2	Norman Bright (WA)	7-22-75
66	17:40.4m	Clive Davies (OR)	7-31-82
67	18:44	Norman Bright (WA)	5-6-77
68	18:38.7m	Erich Kruzycki (GFR)	7-30-79
	19:00	William Andberg (MN)	6-16-79

69	19:31n	Otto Essig (MA)	5-18-75
70	19:08	Stan Nicholls (AUS)	7-5-81
	20:05.4m	Ray Sears (IN)	8-8-77
71	19:09.0	Stan Nicholls (AUS)	7-3-82
	21:12.0m	Sydney Madden (CA)	8-19-79
72	20:14.4	Harold Chapson (HI)	4-27-75
73	20:20.4m	Thedde Jensen (SWE)	8-9-80
	21:39m	Lou Gregory (FL)	7-4-76
74	20:38.2	Harold Chapson (HI)	1-30-77
75	21:10.8	Lou Gregory (FL)	5-6-78
76	20:59.0m	Edward Benham (MD)	9-23-83
77	22:16m	Paul Spangler (CA)	8-2-76
78	23:17.8m	Harold Chapson (HI)	4-17-81
79	23:20.6m	Louis Charbonneau(FRA)	9-23-83
	23:53.8m	Paul Spangler (CA)	6-25-78
80	23:18.4	Harold Chapson (HI)	10-24-82
81	24:57.4m	Paul Spangler (CA)	8-17-80
82	27:21.2m	Albert Gordon (NY)	9-23-83
83	25:28.2m	Paul Spangler (CA)	7-31-82
84	27:33.8m	Paul Spangler (CA)	8-22-83
87	44:25mi	Herb Kirk (MT)	2-5-83

5000 METERS

35	13:17.3	Carlos Lopes (POR)	7-14-82
	14:17.2	Peter McArdle (NY)	5-31-64
36	13:38.6n	Lucien Rault (FRA)	8-24-72
	14:22.3	Mike Manley (OR)	5-6-78
	13:16.4p	Miruts Yifter (ETH)	6-7-80
	13:28.1p	Carlos Lopes (POR)	- -83
37	13:44.4	Gaston Roelants (BEL)	6-12-74
	15:06.8	Ramsey Thomas (MD)	11-23-80
38	13:47.8n	Michel Bernard (FRA)	7-19-70
	13:51.7	Mike Manley (OR)	6-1-80
39	13:40.0n	Michel Bernard (FRA)	6-26-71
	14:25.4	Barry Brown (FL)	8-11-83
40	13:45.6	Lucien Rault (FRA)	5-21-76
	14:27.0	Mike Manley (OR)	6-6-82
41	14:16.6	Lucien Rault (FRA)	10-9-77
	14:40.2	Tom Laris (CA)	8-6-81
42	14:04.2	Lucien Rault (FRA)	6-24-78
	15:09.0	Ray Hatton (OR)	7-7-74
43	14:21.0	Jack Foster (NZL)	2-21-76
	15:30.8	Jerry Smartt (CA)	8-8-75
44	14:35.4	Lucien Rault (FRA)	6-15-80
	15:09.6	Ray Hatton (OR)	4-24-76
45	14:56.4	Alain Mimoun (FRA)	5-29-66
	15:53.6	Ray Hatton (OR)	6-19-77
46	14:23.6	Lucien Rault (FRA)	6-19-82
	15:36.8n	Peter Mundle (CA)	7-7-74
47	15:03.4	Manuel Alonso (SPA)	5-28-78
	15:35.5	Ray Hatton (OR)	7-8-79
48	15:17.4	Ray Hatton (OR)	8-2-80
49	15:17.6	Ray Hatton (OR)	8-16-81
50	15:31.0	Alain Mimoun (FRA)	6-6-71
	16:19.6n	James O'Neil (CA)	8-8-75
51	15:42.4	Ray Hatton (OR)	7-30-83
52	15:54	Jack Ryan (AUS)	11-2-74
	16:15;4	James O'Neil (CA)	8-8-77
53	16:05.2	Robert Boutard (FRA)	8-23-78
	16:52.0	Ross Smith (NV)	1-12-81
54	16:11.0	George McGrath (AUS)	11-16-74
	16:26.0	James O'Neil (CA)	4-5-80
55	15:42.4	Gunther Hesselmann (GFR)	6-27-81
	16:27.1	James O'Neil (CA)	1-12-81
56	15:57.0	George McGrath (AUS)	1- -76
	16:30.5	Alex Ratelle (MN)	1-12-81
57	16:31	John Gilmour (AUS)	1-24-77
	16:34.0	Alex Ratlle (MN)	8-14-82
58	16:00.6	Jack Ryan (AUS)	3- -81
	16:58	James O'Neil (CA)	9-17-83
59	16:52.6	Jack Ryan (AUS)	4-10-82
	18:03.8	James Oleson (CA)	8-8-77
60	16:52.6	John Gilmour (AUS)	4-6-80
	17:42.6	William Andberg (MN)	7-3-71
61	16:33.3	John Gilmour (AUS)	8-9-80
	17:38.0	Clive Davies (OR)	6-19-77
62	16:38.4	John Gilmour (AUS)	4-11-82
	17:35.0	Don Longenecker (NM)	6-25-78
63	17:27.5	Clive Davies (OR)	7-8-79
64	17:19.0	Clive Davies (OR)	8-2-80
65	18:04.6	Erich Kruzycki (GFR)	5-1-76
	18:33	William Andberg (MN)	7-4-76
	18:33.4	Norman Bright (WA)	7-22-75
66	17:40.4	Clive Davies (OR)	7-31-82
67	18:47.0	Jupp Berg (GFR)	9-21-76
	19:04.6	John Holoubek (CA)	10-1-83
68	18:38.7	Erich Kruzycki (GFR)	7-30-79
	19:11.7	William Andberg (MN)	7-8-79
69	19:43	Syd Hesketh (AUS)	4-11-75
	20:23.0n	Otto Essig (MA)	8-8-75
70	19:33	John Farrell (GBR)	6-20-79
	20:05.4	Ray Sears (IN)	8-8-77
71	19:59.4	Einar Nordin (SWE)	8-8-77
	21:12.0	Sydney Madden (CA)	8-19-79
72	20:51.6	Harold Chapson (HI)	4-27-75
73	20:20.4	Thedde Jensen (SWE)	8-9-80
	21:39	Lou Gregory (FL)	7-4-76
74	20:57.6	Louis Charbonneau (FRA)	9-10-78
	21:08.0	Lou Gregory (FL)	12-22-76
75	21:19	Luis Rivera (MEX)	9-4-77
	21:22.6	Edward Benham (MD)	5-7-83
76	20:59.0	Edward Benham (MD)	9-23-83
77	22:16	Paul Spangler (CA)	8-2-76
78	23:17.8	Harold Chapson (HI)	4-17-81
79	23:20.6	Louis Charbonneau(FRA)	9-23-83
	23:53.8	Paul Spangler (CA)	6-25-78
80	24:05.4	Harold Chapson (HI)	10-24-82
81	24:57.4	Paul Spangler (CA)	8-17-80
82	27:21.2	Albert Gordon (NY)	9-23-83
83	25:28.2	Paul Spangler (CA)	7-31-82
84	27:33.8	Paul Spangler (CA)	8-22-83
87	44:25i	Herb Kirk (MT)	2-5-83

SIX MILES

35	27:24.4	Carlos Lopes (POR)	6-26-82
	28:02.4	Peter McArdle (NY)	5-3-64
36	27:23.44m	Carlos Lopes (POR)	7-9-83
	29:13.4	Frank Pflaging (MD)	6-14-69
37	27:59.0m	Anatoly Badrankov (URS)	11-3-78
	28:47.4	Oscar Moore (NJ)	6-8-75
38	28:16.0m	Anatoly Badrankov (URS)	7-21-79
	29:08.6m	Barry Brown (FL)	3-25-83
39	28:46.8m	Jack Foster (NZL)	3-18-72
	30:06.4m	Barry Brown (FL)	8-11-83
40	28:33.4m	Lucien Rault (FRA)	6-9-76
	30:44	Ray Hatton (OR)	7-15-72
41	28:50.4mn	Lucien Rault (FRA)	6-15-77
	30:26.2	Hal Higdon (IN)	8-27-72
42	29:02.6m	Lucien Rault (FRA)	7-21-78
	30:10.4	Hal Higdon (IN)	7-6-73
43	29:57.4mn	Alain Mimoun (FRA)	8-1-64
	29:59.0	Ray Hatton (OR)	4-26-75
44	29:29.6n	Charles Smart (GBR)	4-24-54
	32:00m	Ray Hatton (OR)	7-2-76
45	30:16.8m	Alain Mimoun (FRA)	6-17-66
	30:47.0	Ray Hatton (OR)	6-11-77
46	31:04.8m	Wilfried Irmen (GFR)	7-30-79
	31:29	Peter Mundle (CA)	7-5-74
47	30:47.0m	Alain Mimoun (FRA)	6-5-68
	32:17.4m	Ray Hatton (OR)	7-6-79
48	31:59	Hal Higdon (IN)	6-25-79
49	31:33.8m	Alain Mimoun (FRA)	6-14-70
	32:38.3m	Hal Higdon (IN)	1-8-81
50	32:30.4m	Alain Mimoun (FRA)	6-5-71
	32:40	Peter Mundle (CA)	10-1-78
51	32:05.5m	Luciano Aquarone (ITA)	10-17-81
	32:10.4m	Ray Hatton (OR)	6-18-83
52	32:10.8m	Luciano Aquarone (ITA)	5-7-83
	33:14.0	James O'Neil (CA)	6-25-77
53	33:05.0m	John Gilmour (AUS)	8-27-72
	34:46m	James O'Neil (CA)	7-7-78
54	33:48.6m	Gunther Hesselmann (GFR)	6-20-80
	33:54.4m	James O'Neil (CA)	7-27-79
55	32:50.3m	Gunther Hesselmann (GFR)	6-2-81
	35:03.2m	James O'Neil (CA)	8-16-80
56	33:03	Alex Ratelle (MN)	8-22-81
57	33:40.8m	John Gilmour (AUS)	2-12-77
	36:02.2	Ed Preston (CA)	6-22-74

58	33:58m	John Gilmour (AUS)	12-21-77
	35:19.0m	James O'Neil (CA)	9-25-83
59	34:52.8m	John Gilmour (AUS)	10-7-78
	35:05	Clive Davies (OR)	7-12-75
60	35:07.7m	John Gilmour (AUS)	7-27-79
	36:23mn	Clive Davies (OR)	7-2-76
61	34:23m	John Gilmour (AUS)	11-26-80
	36:49.2	Norman Bright (WA)	6-24-71
62	37:08m	William Andberg (MN)	7-6-73
63	35:19.8m	Clive Davies (OR)	8-19-78
64	37:42.0m	Thedde Jensen (SWE)	9-9-71
	39:39.0m	Ed Lewin (CA)	7-18-81
	37:10.0mp	Otto Haupt (GFR)	- -79
65	36:04.6mn	Thedde Jensen (SWE)	9-15-72
	38:17.4n	Norman Bright (WA)	7-12-75
66	36:55.8	Stan Nicholls (AUS)	12-12-77
	37:24.4	Norman Bright (WA)	8-3-76
67	39:34	Stan Nicholls (AUS)	12-11-78
	40:58.2m	Norman Bright (WA)	8-10-77
	39:34.0mp	Brook Tovey (AUS)	3-26-78
68	38:11.9m	Erich Kruzycki (GFR)	7-27-79
	40:26.5m	William Andberg (MN)	7-6-79
69	39:03.2	Stan Nicholls (AUS)	12-15-80
	40:50m	Ray Sears (IN)	7-10-76
70	39:36	Stan Nicholls (AUS)	12-14-81
	41:21.0m	Ray Sears (IN)	8-10-77
71	40:48.6m	Einar Nordin (SWE)	8-10-77
	44:22.6m	Sydney Madden (CA)	7-27-79
72	42:04.8	Stan Nicholls (AUS)	12-12-83
	43:11.0	Harold Chapson (HI)	4-27-75
73	42:14	Edward Benham (MD)	5-2-81
74	45:09.1m	Louis Charbonneau (FRA)	9-14-78
	46:15.0m	Lou Gregory (FL)	6-25-77
75	42:34.8m	Luis Rivera (MEX)	9-3-77
	48:43m	Lou Gregory (FL)	7-7-78
76	43:54.8m	Edward Benham (MD)	9-25-83
77	45:53.4	Paul Spangler (CA)	7-2-76
78	47:16.6	Paul Spangler (CA)	6-25-77
79	48:19.0m	Paul Spangler (CA)	8-19-78
80	49:22.7m	Paul Spangler (CA)	7-6-79
81	55:40.0m	Paul Spangler (CA)	8-16-80
	51:51.2mp	Josef Galia (GFR)	7-27-79
82	58:20.8m	Albert Gordon (NY)	9-25-83
83	52:30m	Paul Spangler (CA)	5-8-82
84	59:57.8m	Paul Spangler (CA)	6-25-83
85	88:16.0m	Emil Zemljak (YUG)	7-14-82

10,000 METERS

35	27:24.4	Carlos Lopes (POR)	6-26-82
	29:03.4	Peter McArdle (NY)	5-3-64
36	27:23.44	Carlos Lopes (POR)	7-9-83
	29:18.4	Barry Brown (FL)	4-10-81
37	27:59.0	Anatoly Badrankov (URS)	11-3-78
	31:36.2	William Clark (CA)	8-15-81
38	28:16.0	Anatoly Badrankov (URS)	7-21-79
	29:08.6	Barry Brown (FL)	3-25-83
39	28:46.8	Jack Foster (NZL)	3-18-72
	30:06.4	Barry Brown (FL)	8-11-83
40	28:33.4	Lucien Rault (FRA)	6-9-76
	31:42.8	Ray Hatton (OR)	7-1-72
41	28:50.4n	Lucien Rault (FRA)	6-15-77
	31:09.0	Tom Laris (CA)	8-15-81
42	29:02.6	Lucien Rault (FRA)	7-21-78
	31:09.2n	Hal Higdon (IN)	7-6-73
43	29:57.4n	Alain Mimoun (FRA)	8-1-64
	30:56.0	Ray Hatton (OR)	4-26-75
44	30:20.6	Augustin Fernandes (SPA)	6-6-82
	32:00	Ray Hatton (OR)	7-2-76
45	30:16.8	Alain Mimoun (FRA)	6-17-66
	31:48	Ray Hatton (OR)	6-11-77
46	31:04.8	Wilfried Irmen (GFR)	7-30-79
	32:30.8n	Peter Mundle (CA)	7-5-74
47	30:47.0	Alain Mimoun (FRA)	6-5-68
	32:17.4	Ray Hatton (OR)	7-6-79
48	32:13.2	Manuel Alonso (SPA)	6-18-78
	32:32.0	Hal Higdon (IN)	7-27-79
49	31:33.8	Alain Mimoun (FRA)	6-14-70
	32:38.3	Hal Higdon (IN)	1-8-81
50	32:30.4	Alain Mimoun (FRA)	6-5-71
	33:05.6	Ulrich Kaemph (CA)	6-20-81
51	32:05.5	Luciano Aquarone (ITA)	10-17-81
	32:10.4	Ray Hatton (OR)	6-18-83
52	32:10.8	Luciano Aquarone (ITA)	5-7-83
	33:40.2	James O'Neil (CA)	9-3-77
53	33:05.0	John Gilmour (AUS)	8-27-72
	34:46	James O'Neil (CA)	7-7-78
54	33:48.6	Gunther Hesselmann (GFR)	6-20-80
	33:54.4	James O'Neil (CA)	7-27-79
55	32:50.3	Gunther Hesselmann (GFR)	6-2-81
	35:03.2	James O'Neil (CA)	8-16-80
56	33:44.2	John Gilmour (AUS)	2-4-76
	35:25.6	James O'Neil (CA)	8-15-81
57	33:40.8	John Gilmour (AUS)	2-12-77
	36:10.8	James O'Neil (CA)	6-19-82
58	33:58	John Gilmour (AUS)	12-21-77
	35:19.0	James O'Neil (CA)	9-25-83
59	34:52.8	John Gilmour (AUS)	10-7-78
	38:09.8	James Oleson (CA)	8-10-77
60	35:07.7	John Gilmour (AUS)	7-27-79
	36:23n	Clive Davies (OR)	7-2-76
61	34:23	John Gilmour (AUS)	11-26-80
	37:34.4n	Norman Bright (WA)	7-2-71
62	37:08	William Andberg (MN)	7-6-73
63	35:19.8	Clive Davies (OR)	8-19-78
64	37:42.0	Thedde Jensen (SWE)	9-9-71
	39:39.0	Ed Lewin (CA)	7-18-81
	37:10.0p	Otto Haupt (GFR)	- -79
65	36:04.6n	Thedde Jensen (SWE)	9-15-72
	38:48n	William Andberg (MN)	7-2-76
66	37:52.2	Stan Nicholls (AUS)	11-15-77
	38:38.0	Norman Bright (WA)	8-3-76
67	39:52.8	Jupp Berg (GFR)	8-28-76
	40:58.2	Norman Bright (WA)	8-10-77
	39:34.0p	Brook Tovey (AUS)	3-26-78
68	38:11.9	Erich Kruzycki (GFR)	7-27-79
	40:26.5	William Andberg (MN)	7-6-79
69	40:21.6	Stan Nicholls (AUS)	12-15-80
	40:50	Ray Sears (IN)	7-10-76
70	40:54.6	Stan Nicholls (AUS)	12-14-81
	41:21.0	Ray Sears (IN)	8-10-77
71	40:48.6	Einar Nordin (SWE)	8-10-77
	44:22.6	Sydney Madden (CA)	7-27-79
72	43:28.8	Stan Nicholls (AUS)	12-12-83
	44:31.2	Harold Chapson (HI)	4-27-75
	43:28.0p	Kurt Kristahn (GFR)	- -79
73	43:42.1	F. Helber (GFR)	7-27-79
	43:57.2	Edward Benham (MD)	7-3-81
74	45:09.1	Louis Charbonneau (FRA)	9-14-78
	46:15.0	Lou Gregory (FL)	6-25-77
75	42:34.8	Luis Rivera (MEX)	9-3-77
	48:43	Lou Gregory (FL)	7-7-78
76	43:54.8	Edward Benham (MD)	9-25-83
77	47:17.9	Lou Gregory (FL)	7-27-79
78	47:23	Paul Spangler (CA)	7-1-77
79	48:19.0	Paul Spangler (CA)	8-19-78
80	49:22.7	Paul Spangler (CA)	7-6-79
81	55:40.0	Paul Spangler (CA)	8-16-80
	51:51.2p	Josef Galia (GFR)	7-27-79
82	58:20.8	Albert Gordon (NY)	9-25-83
83	52:30	Paul Spangler (CA)	5-8-82
84	59:57.8	Paul Spangler (CA)	6-25-83
85	88:16.0	Emil Zemljak (YUG)	7-14-82

ONE HOUR RUN

35	12-1599	20.774	Gaston Roelants(BEL)	9-20-72
	11-1070	18.681	Ken Mueller(MA)	5-13-72
36	12-441	19.715	Josef Jansky (CZE)	10-15-77
	11-1065	18.677	Ken Mueller (MA)	5-12-73
37	12-1086	20.305	Lucien Rault(FRA)	10-14-73
	11-895	18.521	Randall Hoffman (MI)	3-30-78
38	12-788	20.033	Lucien Rault (FRA)	9-28-74
	11-600	18.251	Peter Mundle (CA)	7-15-66
39	11-642	18.290	Denny Meyer (WA)	6-21-72
	11-907p	18.532	Maurice Simonet(FRA)	3-23-69
40	11-1309	18.900	William Stoddart(GBR)	8-21-71
	11-540	18.197	Ken Mueller (MA)	7- -77
41	11-677	18.322	Hal Higdon (IN)	4-29-73
42	11-793	18.428	Ron Franklin (GBR)	4-19-70
	11-524	18.182	Michael Tymn (HI)	7-22-79
43	11-466	18.129	Henri Salavarda(BEL)	8-31-80
	11-187	17.874	Denny Meyer (WA)	5-7-76
	11-236p	17.919	John Brennand (CA)	- -79

44	11-837	18.468	Don Claxton (GBR)	3-22-82
	11-740	18.379	Ray Hatton (OR)	8-7-76
45	11-1268	18.862	Alain Mimoun (FRA)	3-20-66
	11-81	17.777	Earl Ellis (WA)	7-30-81
46	11-568	18.222	Wilfried Irmen (GFR)	6-17-79
	10-1520	17.483	Peter Mundle (CA)	7-27-74
47	11-844	18.475	Alain Mimoun (FRA)	3-17-68
	10-1212	17.202	James McDonagh(NY)	7-24-71
	11-202p	17.887	Ray Hatton (OR)	- -79
48	11-223	17.907	Hal Higdon (IN)	6-25-79
49	11-816	18.449	Alain Mimoun (FRA)	4-26-70
	10-922	16.937	Chet Fortier (MA)	7-19-82
50	11-954	18.575	Alain Mimoun (FRA)	5-16-71
	10-1335	17.314	Peter Mundle (CA)	10-1-78
51	11-440	18.105	Luc. Aquarone(ITA)	4-17-82
	10-535	16.583	Ed DeMarrais (MA)	8-21-82
52	11-410	18.078	Luc. Aquarone(ITA)	4-9-83
	10-847	16.868	Ed Demarrais (MA)	5-18-83
53	10-641	16.680	Bob Bartling (SD)	10-7-79
54	10-385	16.445	Cliff Bould (AUS)	10-4-70
	10-263	16.334	Hubert Morgan (PA)	5-9-76
55	10-1194	17.185	John Gilmour (AUS)	10-14-74
	10-478	16.531	James O'Neil (CA)	4-25-81
56	10-775	16.802	James O'Neil (CA)	8-4-81
57	9-1576	15.925	Hubert Morgan (PA)	5-13-79
58	10-910	16.926	John Gilmour (AUS)	11-12-77
	9-473	14.917	Wayne Zook (CA)	6-26-75
	9-1073p	15.465	Frances Kelley (US)	5-17-80
59	10-932	16.946	John Gilmour (AUS)	10-23-78
	9-1535	15.888	Clive Davies (OR)	6-14-75
60	10-831	16.853	John Gilmour (AUS)	10-21-79
	9-880	15.289	William Andberg (MN)	9-26-71
61	10-698	16.732	John Gilmour (AUS)	10-26-80
	10-201	16.277	Clive Davies (OR)	8-7-76
62	9-1756	16.090	Clive Davies (OR)	6-17-78
63	9-843	15.255	Don Longenecker(NM)	12-30-79
	9-1214p	15.594	M. Bouder (FRA)	6-12-76
64	8-1639	14.373	Bob Boal (NC)	5- -76
65	9-604	15.036	Norman Bright (WA)	6-13-75
66	9-360	14.813	Norman Bright (WA)	7-15-76
67	9-155	14.626	John Holoubek (CA)	8-6-83
68	8-1659	14.392	Stan Nicholls (AUS)	10-7-79
	8-249	13.102	Bob Boal (NC)	8-31-80
69	8-672	13.489	Otto Essig (MA)	6-14-75
	8-990p	13.780	Ray Sears (IN)	- -76
70	9-209	14.675	Stan Nicholls (AUS)	6-12-82
	8-1131	13.909	William Andberg (MN)	10-4-81
71	9-173	14.642	Stan Nicholls (AUS)	6-14-83
	8-857	13.658	Ray Sears (IN)	5-14-78
72	8-730	13.542	Ray Sears (IN)	6-20-79
73	8-901	13.699	Ray Sears (IN)	6-11-80
74	8-994	13.784	Ray Sears (IN)	6-10-81
75	8-899	13.697	Edward Benham (MD)	4-9-83
76	8-131	12.995	Lou Gregory (FL)	9-30-78
77	7-889	12.078	Paul Spangler (CA)	6-12-76
78	7-1735	12.852	Paul Spangler (CA)	7-16-77
79	7-1291	12.446	Paul Spangler (CA)	7-29-78
80	6-1408	10.944	Paul Spangler (CA)	7-29-79
81	7-946	12.130	Paul Spangler (CA)	11-1-80
83	7-141	11.394	Paul Spangler (CA)	8-14-82
84	6-1072	10.636	Paul Spangler (CA)	8-6-83
85	4-1201	7.536	Herb Kirk (MT)	1-17-81
87	4-171	6.594	Herb Kirk (MT)	2-5-83

3000 METER STEEPLECHASE

35	8:33.6	Jouko Kuha (FIN)	8-3-75
	9:42.8	Hugh Sweeny (NJ)	4-20-79
36	8:33.4	Ivan Kabanov (URS)	7-27-75
	9:50.2	Web Loudat (NM)	8-1-83
37	8:35.4n	Gaston Roelants (BEL)	8-4-74
	9:39.5n	Glynn Wood (DC)	5-1-71
38	9:06.8	Manuel Alonso (SPA)	8-17-68
	9:43.0	Howie Ryan (TX)	9-16-83
	8:38.8p	Mike Manley (OR)	- -80
39	9:00.2	Gaston Roelants (BEL)	5-23-76
	9:46.4n	Denny Meyer (WA)	7-20-72
40	8:41.5	Gaston Roelants (BEL)	7-6-77
	10:16.2n	James Shettler (NV)	7-6-74
41	8:49.0	Alfons Ida (GFR)	7-12-75
	9:36.2	Hal Higdon (IN)	8-24-72
42	9:14.4	Jim Mcdonald (NZL)	2-5-77
	9:38.0	Hal Higdon (IN)	6-24-73
43	9:20.6	Alfons Ida (GFR)	8-11-77
	9:51.2	Lew Faxon (VA)	9-24-83
	9:00.7p	Gaston Roelants (BEL)	- -80
44	9:18.6	Hal Higdon (IN)	8-15-75
45	9:22.3	Jim Mcdonald (NZL)	11-7-79
	9:50	Hal Higdon (IN)	6-27-76
46	9:39.0	Hal Higdon (IN)	8-11-77
47	9:46.2	Manuel Alonso (SPA)	8-11-77
	10:40n	Lewis Roberts (CA)	7-6-74
48	9:50.4	Maurice Morrell (GBR)	6-14-81
	9:55.0	Hal Higdon (IN)	8-1-79
49	9:50.4	Maurice Morrell (GBR)	8-7-82
	10:13.9	Hal Higdon (IN)	1-9-81
50	9:58.2	Maurice Morrell (GBR)	8-3-83
	10:53.7	David Stevenson (CA)	7-7-79
51	10:18.8	Ernst Larsen (NOR)	8-11-77
	11:05.6	David Stevenson (CA)	6-21-80
52	10:18.1	Arthur Taylor (CAN)	8-1-79
	10:53.2	David Stevenson (CA)	1-14-81
53	10:29.6	Manuel Alonso (SPA)	8-11-83
	10:57.2	David Stevenson (CA)	8-28-82
54	10:34.8	Jan Kystad (NOR)	8-1-79
	10:55.0	Ken Carmen (MI)	8-13-82
55	10:45.9	Jan Kystad (NOR)	8-6-80
	11:06	Ken Carman (MI)	7-30-83
56	10:39.0	Eligio Galicia (MEX)	8-1-79
	11:59.0	Avery Bryant (CA)	8-17-80
57	11:18.1	Allan Merrett (AUS)	8-1-79
	11:47.0	Avery Bryant (CA)	8-15-81
58	11:48.0	Alan Waterman (CA)	6-26-77
59	11:39.2	Alan Waterman (CA)	8-11-77
60	11:52.0	Olle Elvland (SWE)	9-13-78
	12:43	Raymond Spencer (CA)	9-16-83
61	11:41.6	Olle Elvland (SWE)	8-1-79
	13:07.6	Jim Smith (OK)	9-24-80
62	12:20.6	Olle Elvland (SWE)	1-9-81
	12:25.8	Robert MacTarnahan (OR)	7-6-74
63	12:33.6n	Bob Boal (NC)	8-15-75
64	12:33.2	Bob Boal (NC)	4-3-76
65	12:24.8	Norman Bright (WA)	8-15-75
66	12:42.0	Stan Nicholls (AUS)	1-28-78
	12:48.6	Bob Boal (NC)	5-6-78
67	12:41.8	Stan Nicholls (AUS)	3-24-79
	13:21.4	Bob Boal (NC)	5-5-79
68	13:07.4	Stan Nicholls (AUS)	11-24-79
	13:24.4	Bob Boal (NC)	4-26-80
69	12:57.6	Stan Nicholls (AUS)	1-9-81
	13:32.8	Bob Boal (NC)	5-9-81
70	13:26.6	Stan Nicholls (AUS)	4-10-82
	14:09.9	Bob Boal (NC)	5-8-82
71	13:03.0	Stan Nicholls (AUS)	3-8-83
	15:20.4	Bob Boal (NC)	8-13-83
72	13:43	Stan Nicholls (AUS)	11-12-83
	15:40.0	Wilfred Bigelow (CA)	8-22-83
73	16:41.2	Walter Frederick (CA)	1-9-81
74	18:03.0	Bob Wiseman (GBR)	8-11-77
76	19:04.8	Lou Gregory (FL)	8-20-78
77	20:17.0	Nat Pisciotta (CA)	8-9-81

110 METER HURDLES (42")

35	14.1	Ghulam Razik (PAK)	2-22-68
	15.2y	Hugh Adams (CA)	6-11-75
36	14.1	Ghulam Razik (PAK)	2-16-69
	17.2dec	Tom Thorne (KS)	7-29-79
37	14.5y	Tom Lavery (RSA)	4-16-49
	16.2	Bryan Westfield (MI)	6-21-80
	15.86p	Cornelius McCormick (CA)	8-15-81
38	14.2y	Tom Lavery (RSA)	4-8-50
	16.8y	Sammy White (GA)	4-3-76
39	14.6	John Hinrich (GFR)	6-15-75
	16.5dec	Bob Lawson (US)	5-18-74
40	14.4y	Don Finlay (GBR)	8-1-49
	20.6	Sam Adams (CA)	12-12-71
41	15.0	John Hinrich (GFR)	7-16-77
	15.0y	Valbjorn Thorlaksson (ICE)	9-7-75
	15.6y	Art Barnard (CA)	2-13-71
	14.8yw	Don Finlay (GBR)	7-22-50

42	14.8y	Don Finlay (GBR)	7-21-51
	21.4dec	Harold Wallace (CA)	12-13-70
43	16.3	Alois Krul (CZE)	6-13-70
	17.2dec	Hal Smith (CA)	12- -78
	15.8p	Guenter Ortmanns (GFR)	- -79
44	15.1	Valbjorn Thorlaksson (ICE)	5-10-79
	21.4dec	John Blakesley (CA)	2-16-75
45	15.2	Valbjorn Thorlaksson (ICE)	5-20-80
	25.7	Hal Brossman (PA)	6-11-77
	15.0p	Valbjorn Thorlaksson (ICE)	- -79
46	15.1	Valbjorn Thorlaksson (ICE)	6-17-80
47	16.6	Buzz Porter (FL)	6-11-83
48	15.8	Jan Mirazek (CZE)	6-16-73
	19.9y	Joe Rogers (IN)	7-1-74
49	17.0dec	Jack Greenwood (KS)	6-29-75
50	18.3	Jay Wallace (VA)	5-27-78
51	22.3	Havard Lund (NOR)	8-30-75
52	21.4dec	Fred Gallardo (CA)	6-10-83
54	24.2y	John Dick (WI)	7- -66
	24.2dec	Peter Fetter (CA)	8-23-75
55	22.3y	George Etherington (KS)	8-2-75
56	19.2y	Charles Beaudry (TX)	8-17-75
58	25.2	George Braceland (PA)	1-16-72
61	30.5dec	Stan Thompson (HI)	3-12-72
62	23.0dec	Bud Deacon (HI)	8-25-73
63	25.7yn	Stan Thompson (HI)	7-6-74
64	24.6y	Stan Thompson (HI)	12-8-74
68	32.2y	Stan Thompson (HI)	2-11-79

110 METER HURDLES (39")

35	14.5	Larry Sallinger (CA)	8-19-78
	14.4yw	Mike Kelly (US)	6-12-82
36	14.4	George Carty (CA)	6-24-82
	14.4w	Theo Viltz (CA)	6-23-79
37	13.9y	Walt Butler (CA)	6-11-78
38	14.4	Walt Butler (CA)	5-12-79
	13.6yw	Walt Butler (CA)	6-23-79
39	14.5	Walt Butler (CA)	7-12-80
40	14.67	Walt Butler (CA)	8-8-81
	14.2w	Walt Butler (CA)	6-20-81
41	14.5	Walt Butler (CA)	5-8-82
	14.3w	Walt Butler (CA)	5-2-82
42	15.0	Jiri Cechak (CZE)	8-6-80
	15.3	Alvin Henry (CA)	4-12-80
	14.9w	Al Feola (CA)	6-28-75
43	15.3	Dave Jackson (CA)	7-5-75
44	15.3	Leopold Marien (BEL)	9-14-78
	15.6	Dave Jackson (CA)	6-20-76
45	14.7y	Valbjorn Thorlaksson (ICE)	7-8-79
	16.1	Dave Jackson (CA)	8-10-77
	15.94w	Alvin Henry (CA)	9-29-83
46	15.0	Jack Greenwood (KS)	9-14-72
47	15.4	Jack Greenwood (KS)	6-23-73
	15.2yw	Jack Greenwood (KS)	12-12-73
48	15.4	Jack Greenwood (KS)	7-7-74
49	15.6	Jack Greenwood (KS)	8-13-75
	15.3w	Jack Greenwood (KS)	8-8-75
50	16.4	Jack Greenwood (KS)	6-6-76
51	18.8	Jonathon Sharp (CO)	7-2-72
	15.5yp	Jack Greenwood (KS)	- -77
52	18.7	Jonathon Sharp (CO)	7-7-73
53	19.2	Orval Gillett (CA)	7-2-72
54	19.8	Orval Gillett (CA)	7-7-73
55	17.5	Charles Beaudry (TX)	8-24-74
56	18.4y	Charles Beaudry (TX)	8-17-75
57	18.1y	Charles Beaudry (TX)	12-14-75
60	27.5y	Stan Thompson (HI)	7-31-71
62	22.3y	Bud Deacon (HI)	7-7-73
64	22.8y	Stan Thompson (HI)	12-8-74
66	25.3	Stan Thompson (HI)	4-10-77
68	28.2y	Stan Thompson (HI)	3-4-79

110 METER HURDLES (36")

40	15.0	Alvin Henry (CA)	6-24-78
	14.7w	Larry Sallinger (CA)	7-9-83
41	14.3	Walt Butler (CA)	6-12-82
42	14.3	Walt Butler (CA)	7-3-83
43	15.0	Dennis DeWitt (CA)	5-29-82
44	15.0	Danie Burger (RSA)	9-4-77
	15.4	Phil Mulkey (AL)	6-18-77
	15.4w	Alvin Henry (CA)	6-19-82
45	15.4y	Ted Rademaker (CA)	7-4-70
46	15.4y	Jack Greenwood (KS)	4-7-73
47	16.1	Dave Jackson (CA)	3-31-79
48	15.6	Dave Jackson (CA)	6-21-80
	14.9yw	Jack Greenwood (KS)	10-19-74
49	16.9yn	Jonathon Sharp (CO)	7-4-70
	16.4yw	Phil Mulkey (GA)	6-12-82
50	15.5y	Jack Greenwood (KS)	7-4-76
51	15.1	Jack Greenwood (KS)	8-10-77
52	15.8y	Jack Greenwood (KS)	5-26-79
53	15.57	Jack Greenwood (KS)	7-8-79
54	16.0h	Andre Findeli (FRA)	8-8-77
	17.7	Tom Patsalis (CA)	6-26-76
55	16.6	Andre Findeli (FRA)	9-14-78
	16.8	Charles Beaudry (TX)	8-24-74
56	16.3dec	Jack Greenwood (KS)	8-29-82
57	17.03h	Jack Greenwood (KS)	9-28-83
	16.15w	Jack Greenwood (KS)	9-29-83
58	17.3	Tom Patsalis (CA)	4-12-80
59	17.90	Tom Patsalis (CA)	8-8-81
60	20.5yn	George Braceland (PA)	4-6-74
61	21.5yn	Claude Hills (PA)	4-6-74
62	19.8y	Bud Deacon (HI)	4-6-74
63	20.0n	Bud Deacon (HI)	6-29-74
64	23.4y	Stan Thompson (HI)	12-8-74
66	23.1	Stan Thompson (HI)	4-10-77
67	23.7	Stan Thompson (HI)	1-22-78
68	23.2	Stan Thompson (HI)	1-7-79
69	25.2	Stan Thompson (HI)	10-5-80
70	25.5	Stan Thompson (HI)	10-12-80
71	34.7w	Stan Thompson (HI)	8-8-82
72	25.1w	Stan Thompson (HI)	8-14-83
	31.6w	Stan Thompson (HI)	10-24-82

110 METER HURDLES (33")

50	16.4	Jay Wallace (VA)	7-8-78
51	15.85	Dave Jackson (CA)	8-21-83
	15.1yw	Jack Greenwood (KS)	7-1-77
52	14.7	Jack Greenwood (KS)	8-19-78
53	16.7	Roy Chernock (NJ)	6-27-81
54	16.48	Jack Greenwood (KS)	7-5-80
55	16.7y	Tom Patsalis (CA)	6-25-77
56	15.6	Jack Greenwood (KS)	7-24-82
57	15.8	Jack Greenwood (KS)	9-16-83
58	16.8y	Robert Hunt (CA)	6-11-78
59	17.3	Tom Patsalis (CA)	4-11-81
60	16.6	Andre Findeli (FRA)	6-30-83
	17.9	Robert Hunt (CA)	4-11-81
61	17.4	Trygve Syverson (NOR)	8-20-83
	18.1	Burl Gist (CA)	8-22-81
62	18.4	Alfred Guidet (CA)	4-12-80
63	18.67	Agnar Hatteland (NOR)	7-15-82
	19.6y	George Braceland (PA)	4-2-77
64	18.9	George Braceland (PA)	5-6-78
65	19.33	Alfred Guidet (CA)	8-21-83
66	19.97h	Robert Reckwardt (GFR)	7-31-79
	21.1y	Richard Lacey (NY)	6-13-76
67	19.56	Robert Reckwardt (GFR)	1-13-81
	20.12	Claude Hills (PA)	8-1-79
68	20.87	Gilberto Gonzalez (PUR)	4-8-82
	22.3	Stan Thompson (HI)	1-21-79
69	21.3	Claude Hills (PA)	6-15-82
70	22.5	Stan Thompson (HI)	10-12-80
71	27.4w	Stan Thompson (HI)	8-8-82
72	23.3	Stan Thompson (HI)	8-14-83
	26.1w	Stan Thompson (HI)	10-24-82

110 METER HURDLES (30")

55	15.4	Charles Beaudry (TX)	8-24-74
56	15.9y	Charles Beaudry (TX)	8-3-75
57	15.4y	Charles Beaudry (TX)	12-14-75
58	21.3	Jim Craine (HI)	11-5-78
60	16.2	Andre Findeli (FRA)	7-13-83
	17.3	Burl Gist (CA)	8-16-80
	17.3	Robert Hunt (CA)	8-16-80
	16.8w	Tom Patsalis (CA)	5-2-82
61	16.38	Tom Patsalis (CA)	5-21-83
62	17.5	Robert Hunt (CA)	6-12-82
	17.31w	Robert Hunt (CA)	8-6-82
63	17.0	Robert Hunt (CA)	5-21-83
64	19.1dec	Bud Deacon (HI)	7-13-75
	18.7w	Bud Deacon (HI)	6-28-75
65	18.28	Alfred Guidet (CA)	5-21-83
	18.1w	Alfred Guidet (CA)	5-14-83
66	18.8	Herb Miller (CA)	7-10-82
	18.64w	Herb Miller (CA)	8-6-82
67	18.8	Herb Miller (CA)	5-21-83
68	19.3	Gilberto Gonzalez (PUR)	4-24-82
	19.7	George Braceland (PA)	7-31-82
	19.7	Claude Hills (PA)	6-21-80
69	19.1dec	Gilberto Gonzalez (PUR)	8-1-82
	20.8	Richard Lacey (NY)	5-10-80
70	20.07	Claude Hills (PA)	5-7-83
	19.7w	Gilberto Gonzalez (PUR)	7-3-83
71	21.2dec	Claude Hills (PA)	8-7-83
	20.9p	Ahiti Pajunen (FIN)	8-7-81
72	22.87	Bud Deacon (HI)	7-23-83
	21.2w	Stan Thompson (HI)	8-14-83
	22.2w	Bud Deacon (HI)	7-2-83
73	24.10	George Simpson (AUS)	1-13-81
	26.5	Winfield McFadden (CA)	7-8-78
74	24.6	George Simpson (AUS)	4-17-81
	25.1dec	Herbert Anderson (CO)	5-29-77
75	21.9	Russel Meyers (FL)	5-5-79
76	20.93	Russell Meyers (FL)	7-5-80
77	20.83	Russell Meyers (FL)	5-9-81
78	25.7	Herbert Anderson (CO)	7-22-80
79	26.1	Herbert Anderson (CO)	7-25-81
80	26.0	Herbert Anderson (CO)	7-24-82
81	27.3	Herbert Anderson (CO)	9-4-83

400 METER HURDLES (36")

35	51.72	Bertil Wistam (SWE)	7-17-75
	52.5	Ron Whitney (CA)	5-29-78
36	52.8	Bertil Wistam (SWE)	6-28-76
	54.32	Mike Kelly (US)	5-7-83
37	53.4	George Smith (CAN)	6-7-81
	55.7	Ron Whitney (CA)	5-31-80
38	52.89	Bertil Wistam (SWE)	7- -78
	57.03	Ron Whitney (CA)	8-16-81
39	54.2	George Smith (CAN)	6-26-83
	55.9	Ron Whitney (CA)	6-12-82
40	54.08	Leon Hacker (RSA)	7-29-79
	54.1	George Mathe (RSA)	6-30-79
	56.59	Ron Whitney (CA)	7-24-83
41	54.8	Jim Dixon (GBR)	5-27-73
	55.9	Ron Whitney (CA)	10-26-83
42	55.6nh	Jim Dixon (GBR)	8-27-74
	58.46h	Ed Oleata (CA)	7-28-79
43	55.1	Jim Dixon (GBR)	6-8-75
	57.67	Gary Miller (CA)	1-9-81
44	55.5	Jim Dixon (GBR)	6-13-76
	58.7	Ed Oleata (CA)	7-18-81
45	58.1	Danie Burger (RSA)	5-27-78
	58.66	Gary Miller (CA)	9-27-83
	56.1p	Valbjorn Thorlaksson (ICE)	- -79
46	55.7	Jack Greenwood (KS)	8-24-72
47	57.5	Jack Greenwood (KS)	7-6-73
48	57.5	Jack Greenwood (KS)	7-6-74
49	57.8	Jack Greenwood (KS)	8-15-75
50	75.1y	Ray Willis (MA)	7-28-79
	63.6p	Wally Sheppard (AUS)	- -73
51	59.5	Jack Greenwood (KS)	7-2-77
52	67.7n	Jonathon Sharp (CO)	7-6-73
53	88.5	Ed Reiner (CA)	8-24-72
54	66.7	Alfred Guidet (CA)	7-1-72
55	63.6	Alfred Guidet (CA)	6-24-73
56	66.7	Boo Morcom (PA)	6-26-77
57	84.1	Jim Craine (HI)	2-19-78
58	77.8	Alex Lampard (AUS)	3-30-75
59	77.7	Alex Lampard (AUS)	4-17-76
64	93.3y	Stan Thompson (HI)	12-8-74
67	1:43.5	Stan Thompson (HI)	11-27-77
68	91.2	Stan Thompson (HI)	12-31-78
70	1:52.2	Stan Thompson (HI)	12-7-80
72	1:50.7	Stan Thompson (HI)	8-28-83

400 METER HURDLES (33")

50	58.1	Jack Greenwood (KS)	7-3-76
51	58.2	Jack Greenwood (KS)	8-11-77
52	60.3	Peter Higgins (GBR)	7-25-81
	65.7	Bob Roemer (CA)	7-2-77
53	59.04	Jack Greenwood (KS)	7-29-79
54	62.6	Andre Findeli (FRA)	8-11-77
	62.8	Rudolph Valentine (NY)	8-11-77
55	62.3	Andre Findeli (FRA)	9-10-78
	63.2	Boo Morcom (PA)	6-27-76
56	63.7	Robert Hunt (CA)	7-3-76
57	59.85	Jack Greenwood (KS)	9-27-83
58	66.7y	Robert Hunt (CA)	6-11-78
59	64.92	Robert Hunt (CA)	7-29-79
60	72.8	Robert Hunt (CA)	6-7-80
66	87.6	Bud Deacon (HI)	4-23-78
67	90.5	Stan Thompson (HI)	2-5-78
68	94.6	Stan Thompson (HI)	11-26-78
69	1:42.0y	Stan Thompson (HI)	12-29-79
70	1:48.9y	Stan Thompson (HI)	12-7-80
72	1:55.8	Stan Thompson (HI)	10-24-82

400 METER HURDLES (30")

60	66.3	Rudolph Valentine (NY)	8-11-83
61	67.05	Trygve Syverson (NOR)	8-21-83
	70.78	Alfred Gui9det (CA)	7-29-79
62	68.91	Gudmund Skrivervik (NOR)	9-27-83
	71.14	Joseph Martin (VA)	5-7-83
63	69.1	Bud Deacon (HI)	6-23-74
64	71.3	Bud Deacon (HI)	6-29-75
65	73.22	George Braceland (PA)	7-29-79
66	73.7	Bud Deacon (HI)	7-2-77
67	75.2	Richard Lacey (NY)	7-2-77
68	73.07	Frank Finger (VA)	5-7-83
69	78.24	Gilberto Gonzalez (PUR)	9-24-82
	83.3	Claude Hills (PA)	7-5-81
70	77.50	Gilberto Gonzalez (PUR)	9-27-83
	83.86	Bob Boal (NC)	5-8-82
71	81.70	Claude Hills (PA)	9-27-83
72	85.12	Bud Deacon (HI)	7-24-83
73	87.20	Richard Lacey (FL)	9-27-83
74	1:44.5	Konrad Boas (GDR)	5-6-78
75	92.5	Herbert Anderson (CO)	8-11-77
76	94.46	Russell Meyers (FL)	7-6-80
77	89.58	Russell Meyers (FL)	5-9-81
78	96.5	Herbert Anderson (CO)	1-10-81
79	98.7	Herbert Anderson (CO)	9-6-81
80	1:51.0	Herbert Anderson (CO)	7-24-82
81	2:02.6	Herbert Anderson (CO)	9-3-83

HIGH JUMP

35	7-1	2.16	Viktor Bolshov (URS)	6-20-74
	6-8¼	2.04	Dave Allbritton (OH)	6-26-48
36	7-0¾	2.15	Viktor Bolshov (URS)	5-30-75
	6-7¾	2.02	John Dobroth (CA)	6-18-77
37	6-9	2.06	John Hartfield (CA)	8-7-82
38	6-8¼	2.04	John Dobroth (CA)	5-26-79
39	6-8	2.03	John Dobroth (CA)	8-17-80
40	6-8¾	2.05	Egon Nilsson (SWE)	9-25-66
	6-8	2.03	John Dobroth (CA)	7-8-81
41	6-7	2.00	John Dobroth (CA)	7-10-82
	6-6¾	2.00	Horst Mandl (AUT)	8-8-77
	6-6¾p	2.00	Egon Nilsson (SWE)	- -67
42	6-6¼	1.99	John Dobroth (CA)	7-6-83
43	6-4¾	1.95	Egon Nilsson (SWE)	9-14-69
	6-0	1.83	Jim Brown (CA)	8-7-82
44	6-0¾	1.85	Felix Schmitz (GFR)	7-16-82
	5-11	1.80	Milton Newton (CA)	10-7-78
45	6-0	1.83	Tom Langenfeld (MN)	7-17-81
	6-0	1.83	Rich Richardson (US)	7-8-78
46	6-0¾	1.85	Pericles Pinto (POR)	9-24-83
	6-0	1.83	Rich Richardson (US)	7-6-79
47	6-1½	1.87	Rich Richardson (US)	6-28-80
48	6-2¾	1.90	Herm Wyatt (CA)	4-19-80
49	6-2	1.88	Herm Wyatt (CA)	5-30-81
50	6-0¾	1.85	Rich Richardson (IL)	9-24-83
51	6-2	1.88	Herm Wyatt (CA)	8-21-83
52	5-11	1.80	Herm Wyatt (CA)	9-24-83
53	5-8	1.73	John C. Brown (MO)	1-8-83
54	5-6¼	1.68	Orval Gillett (CA)	7-21-73
55	5-6½	1.69	Boo Morcom (PA)	7-27-76
56	5-5½	1.66	Boo Morcom (PA)	8-8-77
57	5-3	1.60	Spotswood Hall(VA)	3-28-82
	5-3	1.60	Hans Overland (NOR)	7-16-82
58	5-3	1.60	Hans Overland (NOR)	8-22-82
	5-2	1.57	Burl Gist (CA)	7-8-78
59	5-2i	1.57	Boo Morcom (PA)	1-10-81
60	5-2½	1.59	Burl Gist (CA)	7-5-80
61	5-2½	1,59	Gud Skrivervik (NOR)	7-16-82
	5-2	1.57	Burl Gist (CA)	5-9-81
62	5-2	1.57	Burl Gist (CA)	7-24-82
63	5-1¾	1.57	Burl Gist (CA)	8-21-83
64	5-0¼	1.53	Erik Stai (NOR)	8-6-80
	4-9¼	1.45	Stan Thompson (HI)	2-2-75
65	4-11	1.50	Ian Hume (CAN)	7-5-80
	4-11	1.50	Erik Stai (NOR)	8-8-81
	4-8	1.42	Jim Vernon (CA)	6-12-82
	4-8	1.42	Ted Wilson (US)	7-12-80
66	4-10¾	1.49	Ian Hume (CAN)	2-14-81
	4-7½	1.41	William Eipel (NY)	3-29-80
	4-9p	1.45	Arthur Byrnes (VA)	9-11-83
67	4-11½	1.51	Ian Hume (CAN)	8-22-81
	4-8¼	1.43	Stan Thompson (HI)	5-7-78
68	4-8¼	1.43	Stan Thompson (HI)	4-1-79
69	4-8	1.42	Claude Taggard (CA)	6-27-81
70	4-7¼	1.40	Antonio Gotay (PA)	8-28-82
	4-7¼	1.40	Stan Thompson (HI)	12-31-80
71	4-7¼	1.40	Josef Sahlmann (GFR)	7-28-79
	4-5¼	1.35	Stan Thompson (HI)	8-8-82
72	4-7¼	1.40	Stan Thompson (HI)	8-14-83
73	4-6¼	1.38	Stan Thompson (HI)	11-27-83
74	4-4½	1.33	Tormod Resell (NOR)	7-15-82
	4-2	1.27	Herbert Anderson(CO)	4-8-77
75	4-3¼	1.30	Herbert Anderson(CO)	3-24-78
76	4-3¼	1.30	Gulab Singh (IND)	4- -81
	4-3	1.29	Herbert Anderson(CO)	10-7-78
77	4-1¼	1.25	Herbert Anderson(CO)	7-28-79
78	4-2	1.27	Herbert Anderson(CO)	8-17-80
79	4-2	1.27	Herbert Anderson(CO)	9-6-81
80	3-11¼	1.20	Herbert Anderson(CO)	8-28-82
81	3-10	1.17	Herbert Anderson(CO)	9-3-83
	3-10	1.17	Buel Crane (ID)	8-9-81
82	3-8	1.12	Buel Crane (ID)	6-28-82
	3-8	1.12	Fred Keiser (PA)	6-6-82
83	3-5¾	1.06	Fred Keiser (PA)	8-6-83
84	2-11½	0.90	Sven Falk (SWE)	1-14-81
85	2-9½	0.85	Sven Falk (SWE)	7-16-82
90	3-0¼	0.93	Collister Wheeler (OR)	7-29-83



Bud Deacon (72) getting ready to vault in the first world decathlon championships held in San Diego in August 1982. Bud was a former world record holder in the pole vault in the days of the bamboo pole (14-2¾ in 1934). He has been one of the top masters athletes since the inception of masters competition. He holds age records in the hurdles, vault, triple jump and in what is now his specialty the decathlon. *photo by Mike Plant*

SDHS

POLE VAULT

35	16-10¾	5.15	Hans Lagerqvist(SWE)	6-18-75
	15-7¼	4.75	Charles Polhamus(GA)	7-31-79
	16-10¾p	5.15	Bog. Merskovski(POL)	- -81
36	17-4¾	5.30	K. Papanikolaou(GRE)	9-9-77
	16-1	4.90	Bob Neutzling (US)	5-31-80
37	16-8¾	5.10	Hans Lagerqvist(SWE)	8-20-77
	15-9	4.80	Charles Polhamus(GA)	5-16-81
38	15-9½	4.81	Charles Polhamus(GA)	4-17-82
39	15-9	4.80	Charles Polhamus(GA)	4-10-83
40	15-9	4.80	Rudolf Tomasek (CZE)	8-13-77
	14-6¼	4.42	Kenneth Hiob (CA)	7-28-71
41	15-7	4.75	Rudolf Tomasek (CZE)	9-8-78
	14-8½	4.48	Mardon Connelly (CA)	8-27-83

42	15-2½	4.63	Maurice Houvion(FRA)	6-12-77
	15-0¾	4.59	Kenneth Hiob (CA)	7-14-73
43	15-0	4.57	Roger Ruth (US)	8-15-71
44	15-1¼	4.60	Roger Ruth (US)	9-7-72
45	15-5	4.70	Maurice Houvion(FRA)	4-12-80
	15-0	4.57	Roger Ruth (US)	7-21-73
46	15-1¼	4.60	Maurice Houvion(FRA)	7-18-80
	14-0¼	4.27	Roger Ruth (US)	7-7-74
47	14-11¼	4;55	Roger Ruth (US)	9-13-75
48	14-5¼	4.40	Maurice Houvion(FRA)	7-17-82
	14-0	4.27	Roger Ruth (US)	5-23-76
	15-5p	4.70	Maurice Houvion(FRA)	- -82
49	13-11½	4.25	Vic Cook (CA)	1-31-82
	14-11½p	4.56	Maurice Houvion(FRA)	- -83
50	14-4	4.37	Vic Cook (CA)	7-25-82
51	13-7¾	4.16	Boo Morcom (PA)	8-25-72
52	14-0	4.27	Boo Morcom (PA)	11-8-73
53	13-5	4.09	Jerry Donley (CO)	3-13-83
54	13-6½	4.13	Boo Morcom (PA)	4-3-76
55	13-6¼	4.12	Boo Morcom (PA)	8-4-76
56	13-3	4.04	Boo Morcom (PA)	7-10-77
57	12-9	3.88	Boo Morcom (PA)	4-17-79
58	13-0	3.96	Boo Morcom (PA)	1-10-80
59	13-0½	3.97	Boh Morcom (PA)	1-10-81
60	12-3	3.73	Boo Morcom (PA)	5-16-81
	12-9½p	3.90	Herbert Schmidt(GFR)	- -70
61	12-9½	3.90	Herbert Schmidt(GFR)	10-14-71
	12-0	3.66	Boo Morcom (PA)	3-20-83
	12-0	3.66	Jim Vernon (CA)	10-7-78
62	11-11¾	3.65	Boo Morcom (PA)	5-7-83
63	12-1¾	3.70	Herbert Schmidt(GFR)	5-27-73
	11-7	3.53	Jim Vernon (CA)	2-9-80
64	11-0	3.35	Jim Vernon (CA)	5-30-81
65	11-5	3.48	Jim Vernon (CA)	1-31-82
66	11-10	3.60	Herbert Schmidt(GFR)	3-15-76
	10-6½	3.21	Jim Vernon (CA)	4-2-83
67	11-6	3.50	Herbert Schmidt(GFR)	5-11-77
	9-6	2.89	Bud Deacon (HI)	6-25-78
68	9-7	2.92	B. MacConnaghy (CA)	6-12-76
69	10-10	3.30	Herbert Schmidt(GFR)	8-1-79
	9-0	2.74	B. MacConnaghy (CA)	4-24-77
	11-2p	3.40	Herbert Schmidt(GFR)	- -79
70	9-8½	2.96	Don Hummel (OH)	8-7-82
	10-10p	3.30	Herbert Schmidt(GFR)	- -80
71	9-1	2.77	Carol Johnston (CA)	6-18-83
72	9-4	2.84	Don Hummel (OH)	9-17-83
73	9-0¼	2.75	Stan Thompson(HI)	11-27-83
74	8-6	2.59	B. MacConnaghy (CA)	7-25-82
75	8-0	2.44	B. MacConnaghy (CA)	10-1-83
76	6-6	1.98	Mert Gambito (US)	5-9-81
77	6-7	2.00	Walt Wesbrook (US)	6-29-75
78	6-4¾	1.95	Gulab Singh (IND)	9-24-83
	6-0	1.83	Walt Wesbrook (US)	6-27-76
79	6-10¼	2.09	Walt Wesbrook (US)	2-12-78
80	5-7¾	1.72	A.E. Pitcher (IN)	8-13-82
81	6-1	1.85	A.E. Pitcher (IN)	9-17-83

LONG JUMP

35	25-11½	7.91	Reijo Toivonen (FIN)	1-30-72
	25-11	7.90	Tom Chilton (TN)	6-8-72
36	25-0¾	7.64	Reijo Toivonen (FIN)	6-16-73
	25-0¼	7.62	Tom Chilton (TN)	5-19-73
37	24-7¼	7.50	Reijo Toivonen (FIN)	6-8-74
	23-11¾	7.31	Tom Chilton (TN)	8-17-74
38	24-4½	7.43	Mario Trombelli (GFR)	8-4-79
	23-3¼	7.09	John Hartfield (TX)	9-17-83
39	24-2¾	7.38	Mario Trombelli (GFR)	7-26-80
	23-10	7.26	Tom Chilton (TN)	4-9-77
40	24-4¾	7.43	Tom Chilton (TN)	3-24-78
41	22-9	6.93	Pericles Pinto(POR)	9-14-78
	22-1¾	6.75	Dave Jackson (CA)	7-6-73
	22-10½p	6.97	Pericles Pinto(POR)	- -78
42	23-6¾	7.18	Pericles Pinto (POR)	7-8-79
	21-11½	6.69	Shirley Davisson (CA)	3-4-72
	22-4w	6.81	Dave Jackson (CA)	6-22-74
43	23-9½	7.25	Pericles Pinto (POR)	5-18-80
	21-10¾	6.67	Shirley Davisson (CA)	6-23-73
44	22-11½	7.00	Pericles Pinto (POR)	6-13-81
	21-7½	6.59	Shirley Davisson (CA)	6-27-74
45	23-4¾	7.13	Pericles Pinto (POR)	5-1-82
	21-11	6.68	Shirley Davisson (CA)	10-4-75
46	22-2¼	6.76	Pericles Pinto (POR)	4-23-83
	21-8¾	6.62	Shirley Davisson (CA)	6-26-76
47	20-10½	6.36	Herm Strauss (GFR)	3-31-78
	20-8¾	6.32	Dave Jackson (CA)	7-21-79
	21-6¼w	6.56	Shirley Davisson (CA)	4-24-77
48	21-5¼	6.53	Wolf Reinhardt (GFR)	8-9-77
	20-10½	6.36	Shirley Davisson (CA)	6-17-78
49	21-1	6.42	Shirley Davisson (CA)	2-9-80
50	21-2	6.45	Herm Strauss (GFR)	5- -81
	21-1	6.42	Shirley Davisson (CA)	4-12-80
51	20-5¼	6.23	Boo Morcom (PA)	6-17-72
52	19-9½	6.03	Novica Milicevik(CAN)	8-16-80
	19-2¼	5.85	Dave Jackson (CA)	9-23-83
	20-0¼w	6.10	Tom Patsalis (CA)	4-28-74
53	20-1½	6.13	Hugo Schlegel (GFR)	6-15-79
	19-2½	5.85	Tom Patsalis (CA)	5-4-75
54	19-10½	6.06	Tom Patsalis (CA)	6-12-76
	20-3½w	6.18	Tom Patsalis (CA)	6-26-76
55	19-9½	6.03	Tom Patsalis (CA)	3-12-77
	20-8¾w	6.32	Tom Patsalis (CA)	6-18-77
56	19-7¼	5.97	Boo Morcom (PA)	6-26-77
57	19-4¼	5.90	Tom Patsalis (CA)	7-31-79
58	19-8¼	6.00	Tom Patsalis (CA)	8-16-80
59	19-1¾	5.83	Tom Patsalis (CA)	4-11-81
	19-9¼w	6.02	Tom Patsalis (CA)	8-8-81
60	19-11	6.07	Tom Patsalis (CA)	7-10-82
61	18-11	5.76	Tom Patsalis (CA)	5-1-83
	19-1¾w	5.83	Tom Patsalis (CA)	7-9-83
62	17-4¾	5.30	Hans Schneider (GFR)	6-19-76
	17-4½	5.29	Gordon Farrell (CA)	8-16-80
63	17-4	5.28	Hans Bitter (GFR)	7-17-83
	17-1½	5.22	Gordon Farrell (CA)	7-18-81
	17-2¾w	5.25	Gordon Farrell (CA)	8-8-81
64	16-10½	5.14	Hans Schneider (GFR)	6-24-78
	16-5	5.00	John Satti (CA)	6-24-78
65	16-11¼	5.16	Willi Rumig (GFR)	7-31-79
	16-2¼	4.93	John Satti (CA)	7-21-79
66	16-8½	5.09	Adolf Koch (GFR)	9-10-83
	16-2	4.93	John Satti (CA)	8-16-80
67	15-7¾	4.77	John Damski (CA)	10-2-82
	15-11p	4.85	Ian Hume (CAN)	- -81
	15-9p	4.80	Art Grasekamp (GFR)	6-24-78
	16-1½w	4.91	John Satti (CA)	8-15-81
68	15-8¼	4.78	Heinrich Killing(GFR)	6-11-77
	15-2	4.62	Fred White (TX)	7-25-81
69	15-7¾	4.77	Gil. Gonzalez(PUR)	7-18-82
	14-7¾	4.46	John Satti (CA)	7-23-83
	16-5w	5.00	Gil. Gonzalez(PUR)	7-18-82
70	15-10¼	4.83	Mazumi Morita (JPN)	9-23-83
	14-10¼	4.53	Claude Hills (PA)	7-24-82
	15-10¼	4.83	Heikki Simola(FIN)	7-15-82
71	15-0	4.57	Josef Sahlmann (GFR)	7-31-79
	14-3¼	4.35	Claude Hills (PA)	9-28-83
72	13-11½	4.25	Tormod Resell (NOR)	7-27-80
	12-10¼	3.92	Joe Carúso (CA)	5-8-82
	13-5½w	4.10	Joe Caruso (CA)	7-10-82
	13-2w	4.01	Stan Thompson(HI)	5-21-83
73	13-4¼	4.07	F. Tang-Holbek (DEN)	7-31-79
	12-11½	3.95	Joe Caruso (CA)	5-21-83
74	13-1¼	3.99	F. Tang-Holbek (DEN)	1-9-81
	13-0¼	3.97	Win McFadden (CA)	7-8-79
75	12-6½	3.82	Win McFadden (CA)	8-16-80
	12-7w	3.83	Win McFadden (CA)	8-9-80
76	14-0¼	4.27	Gulab Singh (IND)	1-9-81
	12-10½	3.92	Herbert Anderson(CO)	8-5-78
77	13-5	4.09	Gulab Singh (IND)	10-17-81
	12-0¼	3.66	Russell Meyers (FL)	5-9-81
	12-0½w	3.67	Walt Wesbrook (US)	6-28-75
78	14-0½	4.28	Gulab Singh (IND)	9-23-83
	11-3	3.43	Buell Crane (ID)	5-27-78
	12-0w	3.66	Walt Wesbrook (US)	6-26-76
79	11-0	3.35	Walt Wesbrook (US)	9-3-77
80	11-7	3.53	Walt Wesbrook (US)	6-24-78
81	10-4½	3.16	Buell Crane (ID)	8-16-81
82	9-2	2.79	Buell Crane (ID)	6-28-82
83	9-11	3.02	Buell Crane (ID)	7-29-83
84	7-8½	2.35	Sven Falk (SWE)	1-9-81
	7-3½	2.22	Charles Backus (US)	6-24-78
85	6-7½	2.02	Emil Zemljak (YUG)	7-15-82
	5-8¾	1.74	Charles Backus (US)	8-18-79
86	8-3¾	2.53	Collister Wheeler (OR)	7-8-79
87	7-9¼	2.37	Collister Wheeler (OR)	8-3-80
88	4-9	1.45	Peter Laurino (US)	7-24-82
90	7-10	2.39	Collister Wheeler (OR)	7-29-83

TRIPLE JUMP

35	54-7½	16.65	Jozef Schmidt (POL)	8-3-70
	49-5	15.06	Dave Jackson (CA)	4-22-67
36	52-6	16.00	Jozef Schmidt (POL)	8-14-71
	49-11½	15.23	Dave Jackson (CA)	5-16-68
	53-2½w	16.22	Jozef Schmidt (POL)	6-27-71
37	53-3¾	16.25	Jozef Schmidt (POL)	6-27-72
	48-9¼	14.86	Dave Jackson (CA)	5-24-69
38	49-10½	15.20	Michael Sauer (GFR)	3-11-80
	48-7	14.81	Dave Jackson (CA)	3-7-70
39	47-5¾	14.47	Horst Mandl (AUT)	7-5-75
	45-11¾	14.01	Dave Jackson (CA)	7-30-71
40	48-11½	14.92	Michael Sauer (GFR)	7-14-82
	45-10¼	13.97	Dave Jackson (CA)	7-28-72
41	46-11½	14.31	Horst Mandl (AUT)	8-11-77
	46-11	14.30	Dave Jackson (CA)	7-7-73
42	45-11½	14.01	Axel Johnsson (SWE)	6-1067
	45-11½	14.01	Pericles Pinto(POR)	8-1-79
	45-7	13.89	Dave Jackson (CA)	7-7-74
43	45-0½	13.73	Pericles Pinto (POR)	8-6-80
	44-8¾	13.63	Dave Jackson (CA)	8-16-75
44	46-9½	14.26	Pericles Pinto (POR)	5-24-81
	43-11	13.38	Dave Jackson (CA)	9-27-75
45	45-11½	14.01	Pericles Pinto (POR)	7-14-82
	45-2¼	13.77	Dave Jackson (CA)	8-11-77
46	45-7¼	13.90	Herm Strauss (GFR)	8-11-77
	44-11½	13.70	Ira Davis (PA)	3-27-83
47	43-5¼	13.24	Herm Strauss (GFR)	6-18-78
	43-3¼	13.19	Dave Jackson (CA)	7-31-79
48	44-4½	13.52	Dave Jackson (CA)	8-17-80
49	44-1½	13.45	Dave Jackson (CA)	9-1-80
50	43-3½	13.19	Dave Jackson (CA)	7-10-82
51	41-6¼	12.65	Dave Jackson (CA)	8-22-83
52	42-0¾	12.82	Dave Jackson (CA)	9-25-83
53	40-9	12.42	Tom Patsalis (CA)	6-29-75
54	40-11¾	12.49	Jakob Rypdal (NOR)	7-26-80
	39-6	12.04	Gordon Farrell (CA)	7-26-72
55	40-7½	12.38	C. Vera-Guardia(VEN)	9-25-83
	39-11¼	12.17	Tom Patsalis (CA)	8-8-77
	41-1w	12.52	Jakob Rypdal (NOR)	8-9-81
	40-5w	12.32	Tom Patsalis (CA)	6-26-77
56	40-9¾	12.44	Matti Jarvinen (FIN)	7-14-82
	39-4	11.99	Tom Patsalis (CA)	6-11-78
57	41-5	12.62	Gordon Farrell (CA)	1-18-75
58	39-4	11.99	Tom Patsalis (CA)	5-17-80
59	40-6¼	12.35	Tom Patsalis (CA)	8-9-81
60	39-3	11.96	Tom Patsalis (CA)	7-10-82
61	38-1	11.61	Tom Patsalis (CA)	9-25-83
	38-8¾w	11.80	Tom Patsalis (CA)	7-9-83
62	39-0	11.89	Gordon Farrell (CA)	5-24-80
63	35-5	10.79	Gordon Farrell (CA)	7-18-81
64	33-10¾	10.33	Ian Hume (CAN)	8-1-79
	31-8¾	9.67	Bud Deacon (HI)	7-12-75
65	34-2¼	10.42	Ivar Sand (NOR)	8-8-77
	31-3	9.52	Fred White (TX)	5-27-78
	34-7p	10.54	Heikki Simola (FIN)	8-1-79
	34-11w	10.64	Ian Hume (CAN)	7-6-80
66	34-11¾	10.66	Ian Hume (CAN)	1-13-81
	31-2½	9.51	Fred White (TX)	5-4-79
	31-10¼w	9.71	John Satti (CA)	7-6-80
67	33-4¾	10.18	Ivar Sand (NOR)	8-1-79
	30-9	9.37	Win McFadden (CA)	6-18-72
	34-6¼	10.52	Heikki Simola (FIN)	8-9-81
	33-11¼w	10.34	Ivar Sand (NOR)	8-1-79
68	33-6	10.21	Ivar Sand (NOR)	8-6-80
	30-1	9.17	Fred White (TX)	6-27-81
69	30-11	9.42	Vittorio Colo (ITA)	5-31-81
	28-8½	8.75	Fred White (TX)	6-19-82
	29-6w	8.99	Win McFadden (CA)	10-19-74
70	32-1½	9.79	Mazumi Morita (JPN)	9-25-83
	29-5	8.96	Win McFadden (CA)	6-29-75
	29-7½w	9.03	Win McFadden (CA)	6-14-75
71	28-11	8.81	Vittorio Colo (ITA)	10-30-83
	28-9	8.76	Win McFadden (CA)	6-27-76
72	28-0¾	8.55	Joseph Keither (AUS)	11-28-82
	27-6¾	8.40	Win McFadden (CA)	8-8-77
73	28-2¾	8.60	G. Tang-Holbek(DEN)	8-1-79
	27-11½	8.52	Win McFadden (CA)	6-18-78
	29-1w	8.86	G. Tang-Holbek(DEN)	8-1-79
	28-5½w	8.67	Win McFadden (CA)	6-25-78
74	27-4	8.33	Win McFadden (CA)	7-8-79
75	28-2¾	8.60	Win McFadden (CA)	8-17-80
	28-3w	8.61	Win McFadden (CA)	8-9-80
76	28-7½	8.72	Gulab Singh (IND)	1-12-81
	26-10½	8.19	Win McFadden (CA)	8-16-81
77	25-3¾	7.71	Win McFadden (CA)	6-20-82
	26-1w	7.95	Win McFadden (CA)	8-7-82
78	28-4½	8.65	Gulab Singh (IND)	9-25-83
	24-7½	7.50	Buell Crane (ID)	6-29-78
	26-2w	7.97	Herbert Anderson(CO)	8-17-80
79	25-5	7.75	Herbert Anderson(CO)	7-25-81
80	23-0	7.01	Herbert Anderson(CO)	7-9-83
	24-2¼w	7.37	Herbert Anderson(CO)	8-7-82
81	22-2½	6.77	Herbert Anderson(CO)	9-25-83
82	18-9	5.71	Sven Falk (SWE)	8-1-79
	18-7	5.66	Buell Crane (ID)	6-28-82
	18-9¾w	5.73	Sven Falk (SWE)	8-1-79
83	19-6¼	5.95	Sven Falk (SWE)	8-6-80
84	17-1½	5.22	Sven Falk (SWE)	1-13-81
87	15-5½	4.71	Sven Falk (SWE)	9-25-83
88	8-11	2.72	Charles Backus (US)	7-25-82

40 69-7 OLDFIAD 6-8-85

SHOT PUT (16 pounds)

38 72-9 3/4

35	72-3	22.02	Brian Oldfield (CA)	5-16-81
36	70-10	21.59	Brian Oldfield (CA)	6-2-81
37	69-7½	21.22	Brian Oldfield (CA)	5-28-83
38	68-9¾	20.97	Brian Oldfield (CA)	6-1-83
39	64-2½	19.57	Pierre Colnard (FRA)	10-13-68
	59-0½	17.99	Carl Wallin (NH)	9-6-81
40	62-6½	19.06	Pierre Colnard (FRA)	9-18-69
	59-4¾	18.10	Carl Wallin (NH)	10-18-81
	65-6¼p	19.97	Wlady. Komar(POL)	- -80
41	64-10¼	19.77	Pierre Colnard (FRA)	7-18-70
	55-10	17.02	Carl Wallin (NH)	8-28-83
42	67-0¾	20.44	Ivan Ivancic (YUG)	6-5-80
	53-3	16.23	Ed McComas (MD)	5-14-77
43	60-7½	18.48	F. Hermannsson (ICE)	5-28-69
	53-1½	16.19	Ed McComas (MD)	5-28-77
	65-10½p	20.08	Ivan Ivancic (YUG)	- -81
44	58-10¾	17.95	G. Hermannsson (ICE)	7-5-70
	49-11¾	15.23	Parry O'Brien (CA)	10-23-76
	66-7¾p	20.31	Ivan Ivancic (YUG)	- -82
45	68-1¾	20.77	Ivan Ivancic (YUG)	8-31-83
	46-1¾	14.06	James Hart (CA)	5-15-82
46	57-0½	17.38	G. Hermannsson (ICE)	8-24-71
	47-7	14.50	Doug Smart (WA)	9-17-83
47	58-1¼	17.71	Pierre Colnard (FRA)	6-12-76
	46-0¼	14.03	Bill Bangert (MO)	7-3-71
48	53-0¼	16.16	H. Hombrecher (GFR)	9-15-73
	47-4½	14.44	George Ker (CA)	1-14-72
49	54-8¾	16.68	H. Hombrecher (GFR)	8-11-74
	49-1½	14.97	George Ker (CA)	5-20-72
50	54-6¼	16.62	H. Hombrecher (GFR)	9-18-75
	46-8½	14.23	George Ker (CA)	4-7-73
51	50-10¼	15.50	H. Hombrecher (GFR)	5-19-77
	46-4½	14.13	George Ker (CA)	4-28-74
52	43-10½	13.37	George Ker (CA)	6-7-75
53	49-11¼	15.22	H. Hombrecher (GFR)	10-15-78
	42-4¼	12.91	George Ker (CA)	9-23-76
54	49-4½	15.05	H. Hombrecher (GFR)	8-22-79
	44-8½	13.63	George Ker (CA)	6-11-77
55	48-9	14.86	H. Hombrecher (GFR)	8-20-80
	42-10	13.05	George Ker (CA)	8-19-78
56	37-10	11.53	Tom McDermott (CT)	2-2-75
	38-4¾p	11.70	Alvis Hunner (GFR)	9-7-74
57	42-0	12.80	Hans Schneider (GFR)	9-4-71
	39-7	12.06	William Walmroth(MA)	5-17-81
58	38-7	11.76	Kurt Werner (GFR)	7-17-77
	35-7	10.84	Jack Thatcher (CA)	4-27-75
59	39-9¼	12.12	William Walmroth (MI)	10-31-82
60	39-5¾	12.03	William Walmroth (MI)	11-5-83
61	39-4½	12.00	Kurt Werner (GFR)	5-21-80
	36-7	11.15	David Shrader (KS)	7-10-76
62	36-0¼	10.98	Hans Schneider (GFR)	8-27-76
	32-5½	9.89	Jack Thatcher (CA)	4-13-79
	36-2¾p	11.04	Hans Benz (GFR)	6-18-78
63	35-8¾	10.89	Hans Schneider (GFR)	9-9-77
	32-10	10.01	James York (CA)	8-14-76
64	34-7	10.54	Hans Schneider (GFR)	10-7-78
	32-2	9.80	Jack Thatcher (CA)	12-14-80
	36-1¼p	11.00	Heinrich Fiedler (GFR)	10-7-78

65	34-5	10.49	Hans Schneider (GFR)	6-20-79
	32-2¾	9.82	Jack Thatcher (CA)	12-13-81
66	34-0¾	10.38	Rudolf Leinen (GFR)	5-15-76
	32-0½	9.76	Jack Thatcher (CA)	7-28-82
67	32-0¼	9.76	Karl Leitges (GFR)	6-12-76
	30-2½	9.21	James York (CA)	1-31-81
68	32-0½	9.76	Ross Carter (OR)	8-21-82
69	33-2	10.11	Ross Carter (OR)	8-27-83
70	28-7¼	8.72	James York (CA)	12-11-83
71	32-1½	9.79	Rudolph Zapp (GFR)	9-30-72
	27-2½	8.29	Stanley Herrmann(CA)	4-25-76
72	27-4½	8.34	Stanley Herrmann(CA)	12-4-76
	31-5¼p	9.58	Max Kulla (GFR)	7-26-75
73	24-5	7.44	A. Red Doms (CA)	12-14-80
74	25-6¾	7.79	A. Red Doms (CA)	2-14-82
75	26-8	8.13	A. Red Doms (CA)	12-12-82
76	30-0¼	9.15	Ernst Korte (GFR)	8-31-80
	24-4½	7.43	Stanley Herrmann(CA)	11-6-80
77	23-4¼	7.12	Arn. Ticmanis (CAN)	12-29-82
78	23-8¼	7.22	Arn. Ticmanis (CAN)	12-17-83
	16-11¼	5.16	Arthur Wright (NY)	6-14-80
79	17-5½	5.32	John Whittemore (CA)	12-10-78
80	17-7½	5.37	John Whittemore (CA)	12-9-79

SHOT PUT
(12 pounds/6 kgs)

45	49-7¾	15.13	D. Gonzalez (PUR)	2-19-78
	46-5½	14.16	Phil Mulkey (GA)	1-14-78
46	49-5½	15.07	Len Olsen (NY)	2-19-78
47	50-1	15.26	Len Olsen (NY)	6-24-79
48	51-5	15.67	Len Olsen (NY)	7-13-80
49	52-9½	16.09	George Ker (CA)	4-22-72
50	57-7¼	17.56	H. Hombrecher (GFR)	8-14-75
	54-5½	16.60	George Ker (CA)	4-7-73
51	54-6½	16.62	George Ker (CA)	6-10-74
52	57-5½	17.51	H. Hombrecher (GFR)	8-8-77
	53-10	16.41	Nathaniel Heard (MA)	7-3-70
53	53-9	16.38	H. Hombrecher (GFR)	9-13-78
	51-2¾	15.61	Nathaniel Heard (MA)	7-3-71
54	53-2¾	16.22	H. Hombrecher (GFR)	7-27-79
	52-1¼	15.88	George Ker (CA)	9-3-77
55	51-9	15.77	H. Hombrecher (GFR)	8-6-80
	51-8	15.75	George Ker (CA)	5-13-78
56	47-8	14.53	Nathaniel Heard (MA)	5-25-74
57	47-2	14.37	William Walmroth(MA)	5-17-81
58	48-0	14.63	Bill Bangert (MO)	7-24-82
59	46-3¼	14.10	William Walmroth(MI)	11-7-82
60	41-5	12.62	Paul Sereghy (NY)	5-16-76
61	39-5	12.01	K. Maksimczyk(GBR)	8-9-75
	38-6¾	11.75	Tom Montgomery (CA)	8-14-75
62	39-7¾	12.08	Bill Gilligan (MA)	10-19-80
63	39-11½	12.18	Nathaniel Heard (MA)	10-19-80
64	37-5¾	11.42	Jack Thatcher (CA)	12-14-80
65	37-0	11.28	Jack Thatcher (CA)	12-13-81
66	38-1½	11.62	Jack Thatcher (CA)	8-4-82
67	35-10	10.92	James York (CA)	1-9-81
68	36-9¾	11.22	Ross Carter (OR)	8-21-82
69	37-3¼	11.36	Ross Carter (OR)	9-4-83
70	32-9	9.98	James York (CA)	12-9-83
71	31-10	9.70	Stanley Herrmann(CA)	4-25-76
72	32-3¼	9.83	Stanley Herrmann(CA)	1-8-77
73	30-3½	9.23	A. Red Doms (CA)	8-9-80
74	31-9½	9.69	A. Red Doms (CA)	8-1-81
75	32-2½	9.82	A. Red Doms (CA)	5-2-82
76	28-9	8.76	A. Red Doms (CA)	8-6-83
77	27-11¾	8.53	Arn. Ticmanis(CAN)	12-29-82
78	27-2¾	8.30	Arn. Ticmanis (CAN)	12-18-83
80	22-3	6.78	John Whittemore (CA)	12-9-79

SHOT PUT
(8 pounds/4 kgs)

56	49-4	15.03	Charles Beaudry (TX)	8-17-75
57	49-9	15.16	Bill Bangert (MO)	2-7-81
58	51-3½	15.63	Jack Thatcher (CA)	1-18-75
59	48-1¼	14.66	Daniel Aldrich (CA)	6-24-78
60	55-4	16.86	George Ker (CA)	5-21-83
61	52-2	15.90	Kauko Jouppila (FIN)	7-17-82
	50-9	15.47	Nathaniel Heard (MA)	3-18-79
62	51-3	15.62	Reino Nokelainen(FIN)	7-17-82
	49-11½	15.23	Jack Thatcher (CA)	6-3-78
63	48-10	14.88	Nathaniel Heard (MA)	10-19-80
64	50-2	15.29	Nathaniel Heard (MA)	6-27-82
65	49-10½	15.20	Voitto Elo (FIN)	8-6-80
	48-3¾	14.72	Jack Thatcher (CA)	10-3-81
66	50-8	15.44	Voitto Elo (FIN)	8-8-81
	46-7½	14.21	Jack Thatcher (CA)	7-24-82
67	51-4½	15.66	Voitto Elo (FIN)	7-17-82
	44-11	13.69	James York (CA)	9-27-80
68	44-5	13.54	Ross Carter (OR)	8-21-82
69	46-8	14.22	Ross Carter (OR)	8-21-83
70	42-0¼	12.81	Ron Drummond (US)	9-3-77
71	42-3½	12.89	Vernon Cheadle (CA)	5-16-81
72	41-3	12.57	Vernon Cheadle (CA)	5-22-82
73	42-0½	12.81	Vernon Cheadle (CA)	4-30-83
74	39-2½	11.95	A. Red Doms (CA)	8-1-81
75	38-4¼	11.69	A. Red Doms (CA)	6-19-82
76	37-10	11.53	A. Red Doms (CA)	5-21-83
77	34-9¼	10.60	Arn. Ticmanis (CAN)	5-7-83
	33-8½	10.27	Stanley Herrmann(CA)	7-18-81
78	35-10	10.92	Ernst Korte (GFR)	7-17-82
	29-10	9.09	Buell Crane (ID)	5-27-78
79	29-10	9.09	Buell Crane (ID)	6-27-79
80	30-4½	9.26	Jak. Schumann(GFR)	7-17-82
	29-8¼	9.05	Buell Crane (ID)	6-28-80
81	29-6	8.99	Buell Crane (ID)	8-8-81
82	26-9	8.15	Buell Crane (ID)	6-28-82
	31-7¼p	9.63	Peter Golc (YUG)	- -78
83	26-4	8.02	Buell Crane (ID)	7-29-83
	30-3¼p	9.22	Peter Golc (YUG)	- -79
84	19-9	6.02	Sven Falk (SWE)	1-8-81
	23-2p	7.06	Guy Sibley (IN)	6-12-82
85	20-6½	6.26	Sven Falk (SWE)	7-17-82
86	18-5¼	5.62	Vincent Schiavi (DE)	7-5-80

DISCUS THROW
(2.0 kgs)

35	227-2	69.24	Art Swarts (US)	5-31-80
36	224-2	68.32	Art Swarts (US)	6-7-81
37	220-5	67.18	Ludvik Danek (CZE)	7-10-74
	215-9	65.76	Art Swarts (US)	3-28-82
38	225-5	68.70	Art Swarts (US)	6- -83
39	216-8	66.04	Vladimir Lyakhov(URS)	7-31-76
	189-9	57.84	Bob Humphreys (CA)	7-12-75
40	214-7	65.40	Vladimir Lyakhov(URS)	8-24-77
	205-1	62.52	Al Oerter (NY)	5- -77
41	210-0	64.02	Ludvik Danek (CZE)	5- -78
	205-5	62.62	Al Oerter (NY)	8-5-78
42	219-10	67.00	Al Oerter (NY)	4-7-79
43	227-11	69.48	Al Oerter (NY)	5-31-80
44	225-7	68.76	Al Oerter (NY)	6-7-81
45	216-11	66.12	Al Oerter (NY)	3-28-82
46	222-9	67.90	Al Oerter (NY)	6- -83
47	163-4	49.78	Carmelo Rado (ITA)	4-5-81
	161-9	49.30	Bob Humphreys (CA)	5-1-83
48	158-1	48.18	Bertil Tallberg (SWE)	8-6-80
	147-0	44.80	Fortune Gordien (CA)	7-2-71
	164-10p	50.24	Kauko Jouppila (FIN)	- -69
49	169-7	51.70	Carmelo Rado (ITA)	9-15-82
	146-0	44.50	George Ker (CA)	7-2-72
50	167-0	50.90	Kauko Jouppila (FIN)	6-17-71
	131-5	40.06	Len Olson (VT)	8-27-81
51	160-1	48.80	K. Maksimczyk (GBR)	5-21-66
	142-0	43.28	Wendell Palmer (TX)	6-4-83
	170-0p	51.82	Kauko Jouppila (FIN)	- -72
52	178-0	54.26	Kauko Jouppila (FIN)	8-5-73
	134-2	40.90	George Ker (CA)	6-14-75
53	162-6	49.54	Kauko Jouppila (FIN)	8-28-74
	121-0	36.88	George Ker (CA)	9-23-76
54	168-0	51.22	Kauko Jouppila (FIN)	9-2-75
	138-5	42.20	George Ker (CA)	6-19-77
55	158-11	48.44	Kauko Jouppila (FIN)	8-7-76
	125-2	38.16	George Ker (CA)	8-19-78

56	162-11	49.68	Kauko Jouppila (FIN)	9-3-77
	113-11	34.72	Herb Cantor (NY)	7-11-82
57	157-2	47.92	Kauko Jouppila (FIN)	6-20-78
	115-2	35.10	George Ker (CA)	1-9-81
58	148-8	45.32	K. Maksimczyk (GBR)	8-12-72
	101-9	31.02	Herb Cantor (NY)	9-11-83
59	155-7	47.42	Kauko Jouppila (FIN)	5-27-80
	110-2	33.60	Daniel Aldrich (CA)	12-10-77
60	132-8	40.44	K. Maksimczyk (GBR)	8-12-74
	110-9	33.76	David Shrader (KS)	5-24-75
61	123-9	37.74	Olav Reppen (NOR)	8-17-72
	101-8	31.00	David Shrader (KS)	10-11-75
62	120-8	36.80	Olav Reppen (NOR)	8-12-73
	106-10	32.56	Daniel Aldrich (CA)	12-14-80
63	113-7	34.64	Jose Celaya (SPA)	9-29-73
	91-0	27.74	Jack Thatcher (CA)	12-9-79
	115-9p	35.28	Otto Eisenmann (GFR)	9-22-77
	93-10p	28.60	John Dick (CA)	- -75
	93-8p	28.55	Philip Partridge (NY)	- -74
64	115-11	35.34	Olav Reppen (NOR)	6-8-76
	103-1	31.42	John Dick (CA)	9-14-76
65	114-6	34.90	Olav Reppen (NOR)	7-29-76
	101-3	30.86	John Dick (CA)	9-17-77
66	119-5	36.40	Olav Reppen (NOR)	8-30-77
	94-4	28.75	Philip Partridge (NY)	12-28-77
67	115-5	35.20	Olav Reppen (NOR)	8-10-78
	93-2¼	28.40	Peter Gulgin (FL)	3-26-83
68	108-5	33.06	Olav Reppen (NOR)	9-12-79
	91-7	27.91	Peter Gulgin (FL)	8-28-83
69	103-11	31.68	Olav Reppen (NOR)	9-4-80
	89-7	27.30	Philip Partridge (NY)	12-27-80
70	115-0	35.06	Olav Reppen (NOR)	9-12-81
	89-5	27.25	Phil Partridge (NY)	2-10-82
71	118-0	35.98	Olav Reppen (NOR)	9-11-82
	81-1¾	24.73	Philip Partridge (NY)	3-26-83
72	108-5	33.04	Olav Reppen (NOR)	9-20-83
	82-5	25.12	Stanley Herrmann(CA)	1-8-77
73	63-9	19.44	A. Red Doms (CA)	12-14-80
74	69-2	21.08	Stanley Herrmann(CA)	12-10-78
75	74-7¼	22.74	A. Red Doms (CA)	2-13-83
76	69-7	21.23	Stanley Herrmann(CA)	11-6-80
77	64-7½	19.70	Arn. Ticmanis(CAN)	9-10-83
	53-0	16.15	John Whittemore (CA)	10-1-77
78	61-4¾	18.71	Arn. Ticmanis(CAN)	12-18-83
79	59-5	18.12	John Whittemore (CA)	12-10-78
80	59-0	17.98	John Whittemore (CA)	12-9-79

DISCUS THROW
(1.6/1.5 kgs)

40	182-8	55.68	Bob Humphreys (CA)	4-3-76
41	182-11	55.76	Rick Ryckmann (TX)	8-4-82
42	200-8	61.16	Rick Ryckmann (TX)	7-21-83
43	146-11	44.78	Donn Maurer (CA)	4-28-73
44	145-4	44.30	Bob Richards (CA)	6-19-70
45	147-2	44.86	Bob Richards (CA)	3-20-71
46	148-3	45.18	Fortune Gordien (CA)	7-3-69
47	167-8	51.10	Fortune Gordien (CA)	6-30-70
48	182-8	55.52	Fortune Gordien (CA)	4-24-71
49	166-8	50.80	Simo Helminen (FIN)	8-7-81
	155-7	47.42	Wendell Palmer (TX)	7-18-81
50	177-9	54.18	Fortune Gordien (CA)	4-28-73
51	173-7	52.92	Enrique Helf (GFR)	9-25-83
	160-0	48.78	Wendell Palmer (TX)	7-23-83
52	160-9	49.00	Fortune Gordien (CA)	4-26-75
53	160-0	48.78	Fortune Gordien (CA)	6-27-76
54	169-4	51.62	Kauko Jouppila (FIN)	8-13-75
	152-0	46.34	Fortune Gordien (CA)	4-24-77
55	151-6	46.18	George Ker (CA)	6-25-78
56	177-1	53.98	Kauko Jouppila (FIN)	9-3-77
	142-0	43.28	Daniel Aldrich (CA)	6-29-75
57	143-8	43.80	Helmuth Duholm(DEN)	9-25-83
	139-8	42.58	Daniel Aldrich (CA)	4-25-76
58	161-10	49.34	Kauko Jouppila (FIN)	7-27-79
	138-2	42.12	George Ker (CA)	8-8-81
59	163-0	49.70	Kauko Jouppila (FIN)	8-6-80
	131-0	39.94	Daniel Aldrich (CA)	1-8-78
60	139-3	42.46	Jose Celaya (SPA)	6-26-71
	124-2	37.84	David Shrader (KS)	4-26-75
61	140-3	42.76	K. Maksimczyk (GBR)	8-13-75
	115-2	35.10	Philip Partridge (NY)	8-24-72
62	127-11	39.00	Jose Celaya (SPA)	10-14-72
	114-2	34.80	Bob Stone (CA)	8-3-82
63	129-0	39.34	Jose Celaya (SPA)	10-14-73
	114-8	34.96	John Dick (CA)	8- -75
64	117-0	35.68	Jose Celaya (SPA)	10-12-74
	116-7	35.54	John Dick (CA)	9-14-76
65	133-9	40.78	Jose Celaya (SPA)	6-12-76
	110-11	33.82	John Dick (CA)	9-10-77
66	132-10	40.50	Jose Celaya (SPA)	9-4-76
	109-8	33.42	Philip Partridge (NY)	6-19-77
67	130-7	39.80	Olav Reppen (NOR)	8-10-78
	121-0	36.88	Peter Gulgin (FL)	8-1-83
68	127-11	39.00	Olav Reppen (NOR)	9-12-79
	105-4	32.10	Peter Gulgin (FL)	8-28-83
69	120-10	36.84	Olav Reppen (NOR)	9-4-80
	97-4	29.67	Phil Partridge (NY)	3-15-81
70	127-10	38.96	Olav Reppen (NOR)	9-12-81
	105-9	32.24	Philip Partridge (NY)	9-12-81
71	128-11	39.30	Olav Reppen (NOR)	9-11-82
	95-1	28.98	Philip Partridge (NY)	12-10-82
72	122-11	37.46	Olav Reppen (NOR)	9-20-83
	96-4	29.36	Stanley Herrmann(CA)	1-8-77
73	82-2	25.04	A. Red Doms (CA)	6-21-80
74	85-4	26.01	A. Red Doms (CA)	8-1-81
75	80-5	24.51	A. Red Doms (CA)	5-2-82
76	84-11	25.88	A. Red Doms (CA)	8-6-83
77	66-6	20.28	Arn. Ticmanis(CAN)	12-28-82
78	69-0¼	21.04	Arn. Ticmanis(CAN)	12-17-83
	66-3	20.19	Buell Crane (ID)	5-27-78

DISCUS THROW
(1.0 kg)

56	151	46.04	Jose Celaya (SPA)	10-16-66
	146-4	44.60	Charles Beaudry (TX)	8-3-75
57	115-8	35.26	Joe Gross (CA)	12-20-72
58	143-9	43.82	Bob Stone (CA)	4-7-79
59	166-10	50.86	Daniel Aldrich (CA)	6-25-78
60	183-7	55.96	Kauko Jouppila(FIN)	8-7-81
	173-2	52.78	Daniel Aldrich (CA)	2-17-79
61	187-2	57.06	Kauko Jouppila(FIN)	7-16-82
	160-6	48.92	Daniel Aldrich (CA)	10-6-79
62	174-1	53.06	Daniel Aldrich (CA)	8-16-80
63	175-3	53.42	K. Maksimczyk (GBR)	6-8-78
	165-6	50.44	Daniel Aldrich (CA)	7-18-81
64	173-6	52.90	K. Maksimczyk (GBR)	7-16-78
	162-6	49.54	Daniel Aldrich (CA)	10-2-82
65	182-6	55.64	K. Maksimczyk (GBR)	9-17-79
	160-2	48.82	Daniel Aldrich (CA)	10-1-83
66	157-4	47.96	Olav Reppen (NOR)	8-30-77
	141-8	43.18	Jack Thatcher (CA)	7-25-82
67	158-1	48.18	Olav Reppen (NOR)	8-10-78
	135-3	41.22	Ken Carnine (CA)	7-6-75
68	157-9	48.08	Olav Reppen (NOR)	9-12-79
	141-7	43.16	Ken Carnine (CA)	7-3-76
69	149-9	45.66	Olav Reppen (NOR)	9-4-80
	138-9	42.30	Ken Carnine (CA)	6-26-70
70	153-5	46.76	Olav Reppen (NOR)	9-18-81
	132-6	40.38	Vernon Cheadle (US)	6-7-80
71	156-6	47.70	Olav Reppen (NOR)	9-11-82
	130-11	39.90	Vernon Cheadle (CA)	7-18-81
72	143-1	43.62	Olav Reppen (NOR)	9-20-83
	132-5	40.36	Vernon Cheadle (CA)	3-19-82
73	124-1	37.82	Vernon Cheadle (CA)	5-21-83
74	122-9	37.42	Ken Carnine (CA)	6-19-82
75	118-4	36.08	V. Andersson (SWE)	8-7-81
	118-0	35.96	A. Red Doms (CA)	5-8-82
76	127-2	38.76	Karst. Brodersen(CHL)	9-25-83
	114-9	34.98	A. Red Doms (CA)	7-9-83
77	102-9	31.34	J. Schumann (GFR)	7-27-79
	89-2	27.18	John Whittemore (CA)	6-26-77
78	100-4	30.58	Ernst Korte (GFR)	7-16-82
	87-3	26.59	Buell Crane (ID)	6-29-78
79	79-10	24.34	I. Langeng (NOR)	7-27-79
	77-3	23.54	Herbert Anderson(CO)	9-6-81
80	106-3	32.40	J. Schumann (GFR)	7-16-82
	84-4	25.70	John Whittemore (CA)	12-2-79

81	96-6	29.42	Peter Goic (YUG)	8-8-77
	75-7	23.04	Buell Crane (ID)	8-8-81
82	95-9	29.18	Peter Goic (YUG)	9-16-78
	71-2	21.69	John Whittemore (CA)	10-2-82
83	83-3	25.38	Peter Goic (YUG)	7-27-79
	70-5	21.46	Buell Crane (ID)	7-29-83
84	40-9p	12.44	Guy Sibley (IN)	6-12-82
85	37-3	11.35	Harry Sleeth (WA)	6-16-83
86	64-7	19.69	Collister Wheeler (OR)	7-7-79
87	61-9	18.84	Collister Wheeler (OR)	8-2-80
88	37-0	11.28	Charles Backus (US)	7-25-82
90	56-6	17.22	Collister Wheeler (OR)	6-25-83

HAMMER THROW (16 pounds)

35	249-9	76.12	A. Bondarchuk (URS)	5-23-76
	210-1	64.04	Harold Connolly (CA)	6-4-67
	255-4p	77.84	G. Urlando (ITA)	- -80
36	254-0	77.42	A. Bondarchuk (URS)	6-24-76
	224-8	68.48	Harold Connolly (CA)	5-26-68
37	246-10	75.24	G. Urlando (ITA)	4-25-82
	232-5	70.84	Harold Connolly (CA)	7-20-69
38	239-10	73.10	Romuald Klim (URS)	8-29-71
	227-0	69.20	Harold Connolly (CA)	3-22-70
39	235-10	71.88	Romuald Klim (URS)	5-29-72
	221-10	67.62	Harold Connolly (CA)	5-23-71
40	232-7	70.90	Romuald Klim (URS)	6-22-73
	224-1	68.30	Harold Connolly (CA)	5-7-72
41	224-5	68.42	Yuri Nikulin (URS)	5-30-72
	212-8	64.82	Ed Burke (CA)	6-20-81
42	241-10	73.72	Ed Burke (CA)	7-9-82
43	243-1	74.10	Ed Burke (CA)	6-12-83
44	209-0	63.70	Howard Payne (GBR)	8-10-75
	206-4	62.90	Harold Connolly (CA)	6-6-75
45	201-5	61.40	Josef Matousek (CZE)	9-2-74
	189-8	57.82	Harold Connolly (CA)	5-1-77
46	201-7	61.44	Hans Potsch (AUT)	8-12-79
	167-9	51.14	Matt McGrath (US)	8-25-23
47	202-0	61.58	Hans Potsch (AUT)	8-1-80
	172-4	52.52	Matt McGrath (US)	6-8-24
48	205-1	62.52	Hans Potsch (AUT)	7-18-81
	177-6	54.10	Matt McGrath (US)	8-29-25
49	200-5	61.10	Hans Potsch (AUT)	7-14-82
	180-2	54.92	Bob Backus (MA)	6-20-76
50	193-5	58.96	Hans Potsch (AUT)	9-3-83
	186-4	56.80	Bob Backus (MA)	5-22-77
51	181-4	55.28	Karl Hein (GFR)	8-8-59
	180-7	55.04	Bob Backus (MA)	7-8-78
52	180-0	54.86	Bob Backus (MA)	7-21-78
53	168-1	51.24	Karl Hein (GFR)	6-18-61
	157-9	48.10	Bob Backus (MA)	7-29-79
54	171-4	52.24	Karl Hein (GFR)	6-17-62
	162-0	49.38	Bob Backus (MA)	6-13-81
55	175-0	53.34	Bob Backus (MA)	8-9-81
56	164-10	50.26	Karl Hein (GFR)	6-16-64
	164-1	50.02	Bob Backus (MA)	8-21-82
	173-11p	53.02	Karl Hein (GFR)	- -64
57	154-4	47.04	Bob Backus (MA)	8-28-83
58	140-10	42.92	Matt McGrath (US)	6-22-35
59	149-9	45.64	Karl Hein (GFR)	8-19-67
	140-7	42.86	Tom McDermott (CT)	8-10-77
60	152-10	46.58	Karl Hein (GFR)	10-20-68
	105-9	32.24	Jim Minah (CA)	7-26-80
61	126-9	38.64	Albin Noren (SWE)	6-15-75
	105-11	32.28	Jim Minah (CA)	2-15-81
62	125-5	38.24	Olav Reppen (NOR)	8-2-73
	102-4	31.20	Bob Stone (CA)	1-8-83
63	132-2	40.28	Aarne Miettinen (FIN)	9-26-76
	99-9¾	30.42	Bob Stone (CA)	7-23-83
64	124-1	37.82	Tom McDermott (CT)	12-4-82
65	119-10	36.54	Tom McDermott (CT)	12-28-83
66	116-1	35.40	Olav Reppen (NOR)	7-5-78
	96-0	29.28	Nolan Fowler (TN)	10-18-80
67	115-4	35.16	Olav Reppen (NOR)	8-10-78
	83-6	25.46	Randolph Hubbell(CA)	12-4-76
68	113-1	34.48	Olav Reppen (NOR)	9-6-79
	103-3	31.48	Nolan Fowler (TN)	5-8-82
69	109-5	33.36	Olav Reppen (NOR)	7-27-80
	100-11	30.76	Nolan Fowler (TN)	12-28-82
70	113-4	34.54	Olav Reppen (NOR)	9-13-81
	77-4	23.57	Stanley Herrmann(CA)	1-18-75
71	107-5	32.74	Olav Reppen (NOR)	10-7-82
	81-10	24.94	Stanley Herrmann(CA)	1-10-76
72	108-1	32.96	Olav Reppen (NOR)	9-20-83
	79-3	24.15	Stanley Herrmann(CA)	1-8-77
73	64-11	19.79	A. Ticmanis (CAN)	10-10-79
	51-0	15.56	A. Red Doms (CA)	12-14-80
74	82-6	25.16	Stanley Herrmann(CA)	1-14-79
75	64-3	19.60	A. Ticmanis (CAN)	12-27-80
	56-5	17.20	A. Red Doms (CA)	12-12-82
76	83-1	25.32	Stanley Herrmann(CA)	8-31-80
77	57-5	17.50	A. Ticmanis(CAN)	12-29-82
78	53-8½	16.37	Arn. Ticmanis (CAN)	12-18-83
	48-1	14.67	Arthur Wright (NY)	6-14-80
79	46-2	14.07	John Whittemore (CA)	12-10-78
80	50-11	15.53	John Whittemore (CA)	12-9-79

HAMMER THROW (12 pounds/6 kgs)

50	198-0	60.36	Hans Potsch (AUT)	10-14-83
	155-0	47.24	Hal Brossman (PA)	7-17-82
51	152-3	46.40	Enrique Helf (GFR)	10-2-83
	146-6	44.66	Carl. Fraundorfer(US)	10-2-83
	155-2p	47.30	Gerald England (IN)	9-16-83
52	174-5	53.16	Bob Backus (MA)	5-6-79
53	151-2	46.08	Louis Velez (PUR)	9-10-83
	139-2	42.42	G. Rochambeau (CA)	3-17-73
54	141-9	43.20	G. Rochambeau (CA)	6-24-73
55	197-8	60.26	Bob Backus (MA)	8-2-81
56	151-7	46.22	Len Mozhaev (PA)	8-14-82
57	148-0	45.12	Rich Bergenbeck (TN)	12-17-83
	155-4p	47.34	Fran Fraguso (MEX)	9-4-77
58	146-11	44.78	Irv Mondschein (PA)	8-14-82
59	134-6	41.00	Jose Celaya (SPA)	6-14-70
	129-7	39.50	Bill Bangert (MO)	9-16-83
60	151-8	46.24	Veikko Pohnonen(FIN)	8-6-80
	142-10	43.54	Tom McDermott (CT)	7-8-78
61	151-0	46.04	John Fraser (GBR)	4-17-76
	137-3	41.84	Tom McDermott (CT)	7-29-79
62	137-2	41.82	Roy Foley (AUS)	4-15-79
	124-8	38.00	Bob Stone (CA)	7-20-82
	146-7p	44.68	Fran Fraguso (MEX)	8-9-81
63	157-10	48.12	Aarne Miettinen (FIN)	9-12-76
	134-4	40.94	Nolan Fowler (TN)	4-2-77
64	151-5	46.16	Aarne Miettinen (FIN)	8-10-77
	151-1	46.06	Tom McDermott (CT)	8-14-82
65	136-9	41.68	Tom McDermott (CT)	7-16-83
66	140-0	42.68	Aarne Miettinen (FIN)	7-29-79
	121-4	37.00	Nolan Fowler (TN)	10-18-80
	140-10p	42.92	Aarne Miettinen (FIN)	- -79
67	144-2	43.94	Aarne Miettinen (FIN)	8-6-80
	126-10	38.68	Nolan Fowler (TN)	1-14-81
68	131-6	40.10	Olav Reppen (NOR)	8-9-79
	120-9	36.80	Nolan Fowler (TN)	9-5-82
69	127-0	38.72	Olav Reppen (NOR)	9-18-80
	119-2	36.32	Nolan Fowler (TN)	8-13-83
70	131-11	40.22	Olav Reppen (NOR)	8-27-81
	100-0	30.48	Stanley Herrmann(CA)	3-15-75
71	122-4	37.28	Olav Reppen (NOR)	10-7-82
	104-1	31.72	Stanley Herrmann(CA)	10-4-75
72	121-6	37.04	Olav Reppen (NOR)	9-20-83
	99-7	30.35	Don Pierotti (CA)	9-16-83
73	103-9	31.62	Fran Posluschni(GFR)	8-16-75
	95-8	29.16	Stanley Herrmann(CA)	7-3-77
74	88-11	27.10	Stanley Herrmann(CA)	8-20-78
75	97-8	29.77	Stanley Herrmann(CA)	5-12-79
	100-3p	30.55	K. Karetenson (CHL)	9-4-82
76	97-2	29.61	Stanley Herrmann(CA)	5-24-80
77	95-10	29.23	Stanley Herrmann(CA)	6-13-81
78	76-6	23.32	Fran Posluschni(GFR)	8-6-80
	71-3	21.72	John Whittemore (CA)	10-7-78
79	63-1	19.23	Ted Mumby (CA)	8-2-76
80	111-9	34.08	Peter Goic (YUG)	6-6-76
	75-9	23.09	John Whittemore (CA)	7-13-80

81	89-8	27.34	Peter Goic (YUG)	8-10-77
	58-2	17.73	Ted Mumby (CA)	10-7-78
82	88-6	26.98	Peter Goic (YUG)	9-16-78
83	78-7	23.96	Peter Goic (YUG)	7-29-79
	46-11	14.30	John Whittemore (CA)	10-1-83
84	28-5	8.66	Sven Falk (SWE)	1-13-81

JAVELIN THROW (800 grams)

35	282-2	86.00	Manfred Stolle (DDR)	6-24-72
	268-1	81.72	William Floerke (KS)	7-21-79
36	282-10	86.22	Janusz Sidlo (POL)	5-7-70
	240-6	73.30	Stephan Seymour (CA)	6-22-57
37	283-2	86.32	Janis Lusis (URS)	6- -76
	251-1	76.54	Stephan Seymour (CA)	8-1-58
38	265-11	81.06	U. VonWartburg (SWI)	7-13-75
	250-8	76.40	Larry Stuart (CA)	3-28-76
39	270-5	82.42	U. VonWartburg (SWI)	8-21-76
	243-9	74.30	Larry Stuart (CA)	3-27-77
40	258-1	78.66	U. VonWartburg (SWI)	8-10-77
	238-0	72.54	Larry Stuart (CA)	8-20-78
41	257-4	78.44	U. VonWartburg (SWI)	6-10-78
	242-9	74.00	Larry Stuart (CA)	6-9-79
42	259-1	78.98	U. VonWartburg (SWI)	8-2-79
	241-6	73.62	Larry Stuart (CA)	5-24-80
43	245-4	74.78	U. VonWartburg (SWI)	8-23-80
	230-0	70.10	Larry Stuart (CA)	6-7-81
	250-4p	76.30	U. VonWartburg (SWI)	- -80
44	243-6	74.22	U. VonWartburg (SWI)	7-25-81
	228-8	69.70	Larry Stuart (CA)	7-13-82
45	232-5	70.84	U. VonWartburg (SWI)	7-15-82
	211-4	64.42	Larry Stuart (CA)	5-21-83
46	222-3	67.76	Jan Smiding (SWE)	8-10-78
	203-4	61.98	Philip Conley (CA)	8-17-80
47	218-0	66.46	Jan Smiding (SWE)	7-5-79
	199-1	60.68	Philip Conley (CA)	8-14-82
48	207-5	63.22	Philip Conley (CA)	8-28-82
	214-7p	65.42	Jan Smiding (SWE)	- -80
49	206-9	63.02	Philip Conley (CA)	9-26-83
50	198-5	60.48	Jose Kopitar (YUG)	7-15-82
	166-7	50.78	Ralph Sutton (CA)	8-16-81
51	183-0	55.78	V. Javanainen (FIN)	8-12-77
	173-9	52.96	Bill Morales (CA)	7-3-68
52	186-10	56.96	V. Javanainen (FIN)	8-18-78
	159-1	48.50	Ralph Sutton (CA)	5-21-83
53	184-4	56.18	V. Javanainen (FIN)	8-1-79
	156-8	47.76	Jack Shields (GA)	6-11-83
54	190-2	57.96	V. Javanainen (FIN)	8-6-80
	162-11	49.66	Bill Morales (CA)	7-3-71
55	186-10	56.94	V. Javanainen (FIN)	8-9-81
	179-8	54.76	Bill Morales (CA)	3-11-72
	192-1p	58.56	L. Kittsteiner (CHL)	1-12-79
56	183-9	56.02	V. Javanainen (FIN)	7-15-82
	180-9	55.10	Bill Morales (CA)	4-19-73
57	172-0	52.42	Veik. Javanainen(FIN)	9-26-83
	166-6	50.76	Bill Morales (CA)	6-22-74
58	167-2	50.96	Hans Overland (NOR)	7-31-83
	165-11	50.58	Bill Morales (CA)	6-28-75
59	173-5	52.86	Hans Overland (NOR)	8-20-83
	162-8	49.58	Ed Chynoweth (CA)	8-27-83
60	157-3	47.94	Ed Chynoweth (CA)	9-11-83
61	148-6	45.28	W. Schreiber (GFR)	- -82
	144-10	44.14	Peter Fetter (CA)	5-8-82
62	134-0	40.84	Hans Schneider (GFR)	7-15-76
	123-10	37.74	Gordon Nordgren (LA)	12-27-81
	138-1p	42.10	Otto Eisenmann (GFR)	9-25-76
63	136-11	41.74	Hans Schneider (GFR)	6-4-77
	120-1	36.60	Gordon Nordgren (LA)	5-29-82
64	127-2	38.76	Gordon Nordgren (LA)	7-30-83
	130-3p	39.70	Otto Eisenmann (GFR)	9-5-78
65	130-9	39.86	Hans Schneider (GFR)	6-20-79
	120-1	36.60	Dan Aldrich (CA)	12-11-83
66	121-6	37.04	Hans Schneider (GFR)	7-23-80
	112-6	34.30	Philip Partridge (NY)	5-22-77
67	116-0	35.36	Olav Reppen (NOR)	10-5-78
	113-5	34.58	B. MacConnaghy (CA)	8-13-75
68	112-2	34.20	B. MacConnaghy (CA)	3-12-77
69	108-7	33.10	B. MacConnaghy (CA)	7-9-77
70	100-8	30.70	Olav Reppen (NOR)	9-18-81
	96-6	29.41	B. MacConnaghy (CA)	10-7-78
71	104-0	31.70	Albert Reiser (GFR)	7-3-77
	95-3	29.03	Phil Partridge (NY)	4-3-82
72	89-4	27.23	B. MacConnaghy (CA)	1-25-81
73	80-4	24.49	A. Red Doms (CA)	12-14-80
74	86-9	26.46	A. Red Doms (CA)	2-14-82
75	82-9	25.24	A. Red Doms (CA)	12-12-82
76	78-9	24.00	A. Red Doms (CA)	8-6-83
77	61-5	18.72	Arn. Ticmanis (CAN)	12-28-82
78	53-3¼	16.24	Arn. Ticmanis (CAN)	12-17-83
79	73-2	22.30	Herbert Anderson(CO)	7-25-81
80	77-7	23.65	Herbert Anderson(CO)	7-24-82
81	68-10	20.98	Herbert Anderson(CO)	9-3-83

JAVELIN THROW (600 grams)

50	171-0	52.12	Stephan Seymour (CA)	6-19-71
51	168-5	51.34	Arthur Grayburn (NZL)	3-25-79
52	169-6	51.68	Arthur Grayburn (NZL)	3-29-80
	151-9	46.26	Daniel Aldrich (CA)	6-19-71
53	170-2	51.88	Arthur Grayburn (NZL)	11-29-80
	147-1	44.84	Rich Bergenbeck (TN)	10-18-80
54	173-8	52.94	Arthur Grayburn (NZL)	1-17-82
	167-8	51.10	Bill Morales (CA)	3-20-71
55	175-8	53.54	Bill Morales (CA)	4-8-72
56	176-9	53.88	Bill Morales (CA)	6-2-73
57	165-3	50.38	Bill Morales (CA)	4-6-74
58	150-5	45.84	Charles McMahon(CA)	8-8-73
59	157-6	48.00	Peter Fetter (CA)	1-25-81
60	177-5	54.08	Bill Morales (CA)	7-9-77
61	177-10	54.20	A. Sibidol (BRU)	10-17-81
	166-4	50.70	Bill Morales (CA)	5-6-78
62	167-3	50.98	Bill Morales (CA)	4-22-79
63	178-9	54.50	A. Sibidol (BRU)	9-26-83
	154-8	47.14	Bill Morales (CA)	6-1-80
64	153-9	46.86	Dan Aldrich (CA)	2-19-83
65	168-2	51.26	Bill Morales (CA)	3-13-82
66	147-4	44.90	Bill Morales (CA)	5-21-83
67	147-0	44.80	Gerhard Schepe (GFR)	9-15-78
	126-3	38.48	B. MacConnaghy (CA)	7-13-75
68	135-0	41.16	B. MacConnaghy (CA)	1-8-77
69	140-7	42.86	Gerhard Schepe (GFR)	1-8-81
	126-10	38.66	B. MacConnaghy (CA)	6-25-77
70	144-6	44.06	Gerhard Schepe (GFR)	6-11-82
	132-0	40.24	B. MacConnaghy (CA)	6-24-78
71	125-1	38.12	B. Byrntesen (NOR)	8-20-83
	120-5	36.70	Ken Carnine (CA)	5-12-79
72	142-4	43.40	Gerhard Schepe(GFR)	9-28-83
	128-1	39.04	Emery Curtice (CA)	5-12-79
73	127-2	38.76	K. Brodersen (CHL)	4-8-82
	112-11	34.42	Emery Curtice (CA)	5-31-80
74	114-4	34.86	Emery Curtice (CA)	8-16-81
75	108-0	32.92	Emery Curtice (CA)	7-24-82
76	101-6	30.94	Emery Curtice (CA)	5-21-83
77	97-5	29.70	Masami Okazaki(JPN)	10-3-82
	96-2	29.31	Herbert Anderson(CO)	9-2-79
78	96-3	29.34	Herbert Anderson(CO)	7-26-80
79	86-4	26.32	Herbert Anderson(CO)	8-22-81
80	97-5	29.71	Herbert Anderson(CO)	8-29-82
81	86-11¼	26.50	Herbert Anderson(CO)	10-2-83
82	67-7	20.60	Buell Crane (ID)	6-28-82
83	69-2	21.08	Collister Wheeler (OR)	6-18-77
84	38-8	11.80	Sven Falk (SWE)	1-9-81
85	46-6¼	14.18	Sven Falk (SWE)	7-15-82
86	19-7	5.97	Charles Backus (US)	7-12-80
87	53-6	16.30	Collister Wheeler (OR)	8-2-80
90	53-3	16.23	Collister Wheeler (OR)	7-30-83

WEIGHT THROW (35 pounds)

35	69-2½	21.09	George Frenn (CA)	2-25-77
36	67-6	20.57	Al Hall (US)	2-6-71
37	68-4	20.83	Harold Connolly (CA)	2-15-69

238-10

238-10 5-12-84 @ REDLANDS, CA

38	70-2¾	21.40	Harold Connolly (CA)	1-30-70
39	67-5¾	20.57	Bob Backus (MA)	3-4-66
40	67-9	20.65	Bob Backus (MA)	3-4-67
41	69-10	21.28	Ed Burke (CA)	1-16-82
42	71-7	21.82	Ed Burke (CA)	9-25-82
43	59-6	18.13	Harold Connolly (CA)	1-18-75
44	56-9	17.30	Al Hall (US)	3-11-79
45	64-3	19.58	Harold Connolly (CA)	1-8-77
46	49-3¾	15.03	Steward Thomson(CA)	12-9-79
47	63-5	19.33	Harold Connolly (CA)	2-3-79
48	55-9½	17.00	Harold Connolly (CA)	2-1-80
49	58-8	17.88	Bob Backus (MA)	2-22-76
50	62-0½	18.91	Bob Backus (MA)	2-25-77
51	64-1¼	19.54	Bob Backus (MA)	2-24-78
52	65-0	19.81	Bob Backus (MA)	7-21-78
53	57-6	17.52	Bob Backus (MA)	9-2-79
54	54-7½	16.65	Bob Backus (MA)	6-13-81
55	57-5	17.50	Bob Backus (MA)	12-27-81
56	58-6½	17.84	Bob Backus (MA)	8-1-82
57	37-8	11.48	Bill Bangert (MO)	9-12-81
58	39-9½	12.13	Tom McDermott (CT)	3-13-77
59	38-3¾	11.68	Nathaniel Heard (MA)	3-13-77
60	35-1¼	10.70	Harold Parsons (CAN)	5-4-79
61	33-11	10.34	Nolan Fowler (TN)	4-5-75
62	32-11¾	10.05	Nolan Fowler (TN)	4-3-76
63	38-2	11.63	Tom McDermott (CT)	12-12-81
64	37-2	11.33	Tom McDermott (CT)	12-4-82
65	39-1¼	11.92	Nolan Fowler (TN)	6-10-79
66	36-1	11.00	Nolan Fowler (TN)	10-19-80
67	36-10½	11.24	Nolan Fowler (TN)	5-9-81
68	34-9	10.59	Nolan Fowler (TN)	5-8-82
69	37-6¾	11.45	Nolan Fowler (TN)	12-28-82
70	24-7¼	7.50	Phil Partridge (NY)	2-20-82
71	23-11½	7.30	Phil Partridge (NY)	4-3-82
72	22-9¼	6.94	Don Pierotti (CA)	12-11-83
73	23-5½	7.15	A. Ticmanis (CAN)	10-10-79
	20-5¾	6.24	Ray Connally (MA)	4-26-80
74	22-9	6.93	A. Ticmanis (CAN)	10-11-80
	20-1½	6.13	Stanley Herrmann(CA)	12-10-78
75	22-1	6.73	A. Ticmanis (CAN)	9-6-81
	21-4	6.50	Ray Connally (MA)	5-8-82
76	23-9¾	7.26	A. Ticmanis (CAN)	10-5-82
	19-6¼	5.95	Stanley Herrmann(CA)	11-6-80
77	21-11¾	6.70	A. Ticmanis (CAN)	5-7-83
	19-2	5.84	Stanley Herrmann(CA)	6-13-81
78	20-2¼	6.15	Arn. Ticmanis (CAN)	12-18-83
	16-10¾	5.15	Arthur Wright (NY)	5-9-81
79	17-8½	5.40	John Whittemore (CA)	12-10-78
80	15-10½	4.84	John Whittemore (CA)	12-9-79
81	13-0	3.96	Everett Hosack (OH)	7-17-83

WEIGHT THROW (25 pounds)

60	48-1	14.65	Tom McDermott (CT)	3-11-79
61	43-4½	13.22	Bob Stone (CA)	3-27-82
62	47-4	14.43	Tom McDermott (CT)	3-29-80
63	41-7¾	12.69	Bill Gilligan (MA)	9-6-81
64	48-6¼	14.79	Tom McDermott (CT)	3-27-82
65	47-8½	14.54	Tom McDermott (CT)	3-27-83
66	46-11	14.30	Nolan Fowler (TN)	3-29-80
67	44-4¼	13.52	Nolan Fowler (TN)	10-10-81
68	44-5½	13.55	Nolan Fowler (TN)	6-27-82
69	44-11½	13.70	Nolan Fowler (TN)	8-13-83
70	33-7¼	10.24	Don Pierotti (CA)	9-12-81
71	33-5½	10.20	Philip Partridge (NY)	9-18-82
72	31-9¼	9.68	Don Pierotti (CA)	10-2-83
73	30-4½	9.26	William Koski (CAN)	9-4-83
	27-0	8.23	Ray Connolly (MA)	3-29-80
74	27-4¼	8.34	Ray Connolly (MA)	9-6-81
75	27-8	8.43	Arn. Ticmanis (CAN)	9-6-81
	26-3¾	8.02	Ray Connolly (MA)	8-14-82
76	28-5¾	8.68	Arn. Ticmanis (CAN)	10-5-82
77	26-10	8.18	Arn. Ticmanis (CAN)	9-4-83
78	24-3¼	7.40	Arn. Ticmanis (CAN)	12-17-83
79	21-8	6.60	Herbert Anderson(CO)	6-27-82
80	14-7	4.44	Everett Hosack (OH)	1-9-83
81	16-7¾	5.07	Herbert Anderson(CO)	10-2-83

DECATHLON

(International)

35	7547	Werner Von Moltke (GFR)	5-12-72
	6173	Darl Locke (NM)	5-24-77
36	7386	Horst Mandl (AUT)	6-3-72
	5414	Doug Shaw (CA)	5-22-82
37	6961	Jiri Cechak (CZE)	7-13-75
	5381	Dave Robinson (CA)	8-23-83
38	6343	Horst Mandl (AUT)	8-10-74
	6230	Phil Mulkey (AL)	3-26-71
39	5950	Phil Mulkey (AL)	8-13-72
	7288p	Olavi Kauhanen (FIN)	- -66
40	6110	Roy Williams (NZL)	1-24-75
	5664	Bob Lawson (US)	5-16-75
41	6402	Valbjorn Thorlaksson (ICE)	9-6-75
	5616	Phil Mulkey (AL)	4-11-74
42	5918	Roy Williams (NZL)	2-26-77
	4108	Mark Bodley (CA)	2-26-77
43	4806	Hal Smith (CA)	12- -78
44	6051	Roy Williams (NZL)	2-24-79
	4373	Harry Hawke (CA)	12-8-73
45	6041	Roy Williams (NZL)	2-2-80
	4658	Harry Hawke (CA)	12-7-34
46	5966	Roy Williams (NZL)	2-7-81
47	4134	Rudy Hochreiter (AUS)	3- -74
48	4487	Rudy Hochreiter (AUS)	2-14-75
49	4754	Jack Greenwood (KS)	6-28-75
50	4696	Richmond Morcom (PA)	10-10-71
51	1881	Hal Brossman (PA)	8-6-83
52	3852	Fred Gallardo (CA)	6-9-83
53	1986	John Dick (CA)	7- -85
54	3487	Peter Fetter (CA)	8-23-75
58	2434	Martin Legett (TX)	10-16-82
59	1494	Claude Hills (PA)	1-16-72
60	2575	Hans Schneider (GFR)	5-27-75
61	1387	Stan Thompson (HI)	3-12-72
62	2806	Bud Deacon (HI)	8-24-73
64	2184	Hans Schneider (GFR)	8-19-78
	1506	Claude Hills (PA)	9-11-76
66	827	Stan Thompson (HI)	10-14-76
72	987	Stan Thompson (HI)	5-21-83

DECATHLON

(39" Hurdles)

35	6947	Rex Harvey (IA)	6-12-82
36	6646	Rex Harvey (IA)	6-22-83
37	5655	Dennis Stempel (CA)	6-28-80
38	5822	Bryan Murphy (MI)	7-14-79
39	5551	Dennis Stempel (CA)	7-3-82
40	6784	Wolfgang Linkmann(GFR)	6-6-81
	6212	Dave Thoreson (CA)	6-6-81
41	5999	Bruce Hescock (CT)	7-4-75
42	5803	Bruce Hescock (CT)	7-10-76
43	5574	Ed Oleata (CA)	12-6-80
44	5057	Gary Bane (CA)	8-28-82
45	5363	Ed Oleata (CA)	8-28-82
	6027p	Valbjorn Thorlaksson (ICE)	- -79
46	5119	Robin Ball (GBR)	6-19-82
	5084	Harry Hawke (CA)	7-4-75
47	4830	Jack Greenwood (KS)	5-17-74
48	4028	Hector Cisneros (TX)	8-28-82
49	4833	Jack Greenwood (KS)	6-28-75

DECATHLON

(50-59 Standards: 36", 12#, 1.6kg, 800g)

50	4951	Richmond Morcom (PA)	3-12-72
51	4479	Helmut Fackler (GFR)	10-2-82
	4249	Fred Gallardo (CA)	8-28-82
52	4682	Jack Greenwood (KS)	7-29-78
53	4301	Orval Gillett (CA)	12-16-72
54	4399	Orval Gillett (CA)	12-8-73
55	5246	Richmond Morcom (PA)	9-11-76
56	4350	Jack Greenwood (KS)	6-26-82
57	2759	Havard Lund (NOR)	9-5-81
	2592	Bill Sleeth (WA)	8-28-82

58	2973	Jim Vernon (CA)	12-6-75
59	2919	Richard Parkinson (CA)	12-6-80

DECATHLON

(60-69 Standards: 30", 8#, 1.0kg, 600g)

60	4328	Dutch Warmerdam (CA)	12-6-75
	4407p	Boo Morcom (PA)	- -82
61	4552	Boo Morcom (PA)	8-28-82
62	3883	Bud Deacon (HI)	12-8-73
63	4038	Bud Deacon (HI)	5-17-74
64	3197	Bud Deacon (HI)	5-16-75
65	3128	Ian Hume (CAN)	8-16-80
	2783	Claude Hills (PA)	6-24-77
66	2634	Claude Hills (PA)	6-23-78
67	3094	Gilberto Gonzalez (PUR)	6-6-81
	2755	Claude Hills (PA)	6-20-80
68	2958	Gilberto Gonzalez (PUR)	7-25-81
	2227	Bud Deacon (HI)	7-15-79
69	3180	Gilberto Gonzalez (PUR)	7-31-82
	2335	George Braceland (PA)	8-6-83
70	3097	Gilberto Gonzalez (PUR)	7-2-83
	2513	Claude Hills (PA)	7-3-82
71	2075	Claude Hills (PA)	8-6-83
72	1432	A. Redmond Doms (CA)	12-1-79
73	1425	A.J. Puglizevich (CA)	6-6-81
74	1752	Herbert Anderson (CO)	5-28-77
75	1659	Herbert Anderson (CO)	3-24-78
76	1476	Herbert Anderson (CO)	8-5-78
77	1017	Herbert Anderson (CO)	5-24-80
78	1520	Herbert Anderson (CO)	6-6-81
79	1062	Herbert Anderson (CO)	6-26-82
80	851	John Whittemore (CA)	12-1-79
81	425	Walt Wesbrook (US)	12-1-79
83	135	Fred Keiser (PA)	8-6-83

PENTATHLON

(International)

35	3645	Siviu Hodos (FRA)	4-17-83
	2999	Rex Harvey (IA)	8-9-81
36	3443	Gerhard Tilmann (GFR)	9-25-75
	2824	Hugh Adams (CA)	6-6-76
	3224p	Rex Harvey (IA)	- -82
37	3206	Gerhard Tilmann (GFR)	10-10-76
	2768	Rex Harvey (IA)	8-21-83
38	2936	Hugh Adams (CA)	6-17-78
39	3353	Werner Schallau (GFR)	10-16-77
	2593	Dave Thoreson (CA)	3-1-81
40	3391	Werner Schallau (GFR)	9-24-78
	2828	Sammy White (GA)	5-5-78
41	3119	Robin Bell (GBR)	8-12-77
	2702	Sammy White (GA)	5-6-79
42	3009	Werner Schallau (GFR)	1-10-81
	2812	Brayton Norton (CA)	7-1-72
43	3078	Werner Schallau (GFR)	7-17-82
	2933	Gary Miller (CA)	8-16-81
44	3236	Sydney Clarke (GBR)	8-12-77
	2835	Gary Miller (CA)	6-19-82
45	2998	Gary Miller (CA)	9-30-83
46	2925	Roy Williams (NZL)	1-10-81
	2279	Harry Hawke (CA)	8-10-75
47	2464	Rudy Enders (MD)	5-6-79
48	2484	Werner Krucken (GFR)	8-12-77
	2388	Rudy Enders (MD)	7-4-80
49	2279	Pierre Hecq (BEL)	8-12-77
	2239	Rudy Enders (MD)	7-3-81
50	2251	Vaclav Bartl (SWE)	6-24-76
51	2383	Vaclav Bartl (SWE)	6-21-77
52	2354	Vaclav Bartl (SWE)	6-21-78
53	2269	Vaclav Bartl (SWE)	6-21-79
55	2151	Vaclav Bartl (SWE)	6-17-81
56	1704	Gosta Steeberg (SWE)	6-21-78
58	1599	Hans Schneider (GFR)	10-15-72
	691	Jim Craine (HI)	11-12-78
61	916	Jim Minah (CA)	3-1-81
62	1528	Hans Schneider (GFR)	9-27-76
	504	Bill Pacheco (HI)	11-12-78
63	1474	Hans Schneider (GFR)	7-3-77
64	1740	Hans Schneider (GFR)	7-17-78
65	959	Yngve Brange (SWE)	6-21-78
67	849	Yngve Brange (SWE)	6-18-80
	152	Stan Thompson (HI)	11-13-77
68	333	Stan Thompson (HI)	11-12-78
69	193	Jack Carson (HI)	11-12-78

PENTATHLON

(50-59 Standards: 1.6kg, 800g)

50	2553	Werner Krucken (GFR)	7-30-79
	2139	Phil Mulkey (GA)	9-29-83
	2139	Jack Scott (IL)	8-16-81
51	2607	Vaclav Bartl (SWE)	8-12-77
	2148	Al Brenda (CA)	7-30-79
52	2547	Helmut Fackler (GFR)	9-29-83
	2144	Bob Roemer (CA)	8-12-77
53	2322	Vaclav Bartl (SWE)	7-30-79
	1985	Bob Sieben (CA)	7-30-79
54	2312	Vaclav Bartl (SWE)	8-10-80
	2251	Richmond Morcom (PA)	4-2-76
55	2133	Richmond Morcom (PA)	4-2-77
56	2439	Richmond Morcom (PA)	8-12-77
57	2292	Matti Jarvinen (FIN)	9-29-83
	1741	Peter Fetter (CA)	6-17-78
58	1789	Bill Morales (CA)	8-12-75
59	1665	Charles Johannesmeyer(NC)	4-2-77
60	946	Charles McMahon (CA)	8-12-75
61	1472	Hans Schneider (GFR)	8-12-75
	1189	George Braceland (PA)	8-12-75
62	1805	Charles Beaudry (TX)	7-24-81
63	1064	Claude Hills (PA)	8-10-75
66	507p	Phil Henn (MO)	8-10-80
67	1266	Ken Carnine (CA)	8-10-75
68	340	Albert Brosz (CAN)	8-12-75
73	313	Herbert Anderson (CO)	8-12-75

PENTATHLON

(60-69 Standards: 1.0kg, 600g)

60	2189	Walter Schreiber (GFR)	9-11-82
	2016	Bill Morales (CA)	8-12-77
61	2182	John Alexander (TX)	5-8-81
62	2205	Walter Schreiber (GFR)	9-29-83
	1812	Bill Morales (CA)	7-30-79
63	1724	Hans Schneider (GFR)	8-12-77
	1157	Claude Hills (PA)	4-2-76
64	1784	Adolf Koch (GFR)	9-26-81
	1345	Claude Hills (PA)	4-2-77
65	1790	Adolf Koch (GFR)	9-26-82
	1379	George Braceland (PA)	5-6-79
66	1788	Adolf Koch (GFR)	7-17-83
	1259	George Braceland (PA)	7-4-80
67	1512	Klaus Langer (GFR)	9-29-83
	1218	Claude Hills (PA)	7-30-79
68	1427	Gilberto Gonzalez (PUR)	7-3-81
	1298	Claude Hills (PA)	7-4-80
69	1511	Gilberto Gonzalez (PUR)	7-18-82
	868	George Braceland (PA)	7-23-83
70	1481	Gilberto Gonzalez (PUR)	7-23-83
	874	Orrin Graf (FL)	4-26-80
71	1036	Olav Reppen (NOR)	7-18-82
	1016	Claude Hills (PA)	9-28-83
72	1230	Gerhard Schepe (GFR)	9-28-83
	563	Louis Peresenyi (CA)	1-10-81
73	808	Walter Streubel (GFR)	7-18-82
	618	A.J. Puglizevich (CA)	8-16-81
74	960	Ken Carnine (CA)	6-19-82
75	722	Herbert Anderson (CO)	8-12-77
76	644	Herbert Anderson (CO)	5-6-79
77	651	Herbert Anderson (CO)	7-4-80
78	439	Herbert Anderson (CO)	1-10-81
79	480	Herbert Anderson (CO)	8-16-81
80	563	Herbert Anderson (CO)	9-4-82
81	483	Herbert Anderson (CO)	9-28-83



WOMEN'S TRACK & FIELD

100 YARDS

35	10.8	Maeve Kyle (EIR)	9-26-64
36	11.5	Phil Raschker (GA)	6-11-83
37	10.9	Maeve Kyle (IRE)	8-6-66
	13.0	Sandy Pashkin (NY)	6-14-80
	13.0p	Betty Parks (US)	4-7-73
38	11.3	Maeve Kyle (IRE)	5-8-67
	12.3	Almeta Parish (CA)	5-17-75
39	11.2	Maeve Kyle (IRE)	6-15-68
	14.3	Ursula Schreiber (CA)	2-18-78
40	12.5	Joanne Grissom (IN)	1-30-79
41	11.4	Irene Obera (CA)	7- -75
42	11.4	Irene Obera (CA)	5-15-76
43	12.5	Felicity Skaris (RSA)	8-9-80
	12.6	Irene Obera (CA)	5-14-77
44	13.1	Christel Miller (GFR)	2-17-79
	14.1	Anne Ciruinick (NY)	5-27-79
45	11.7	Irene Obera (CA)	4-28-79
46	14.3	Betty Pappas (KS)	5-30-81
	13.20w	Anne Ciruinick (NY)	6-21-81
	14.2w	Sally Goodhue (MA)	6-18-83
47	13.1	Christel Miller (GFR)	5-1-82
	13.4	Chris McKenzie (NY)	5-27-79
48	13.2	Chris McKenzie (NY)	6-14-80
49	14.2	Shirley Kinsey (CA)	2-17-79
	13.14w	Chris McKenzie (NY)	6-21-81
50	13.8	Shirley Kinsey (CA)	2-9-80
51	13.5	Shirley Kinsey (CA)	2-7-81
52	15.2	Shirley Dietderich (CA)	4-28-79
53	14.5	Shirley Kinsey (CA)	5-7-83
54	16.1	Martha Fairbank (NC)	4-3-76
55	15.3	Shirley Dietderich (CA)	7-29-82
56	15.1	Florence Reardon (OH)	7-11-82
57	17.3	Diana Smith (CA)	8-9-80
58	17.2	Diana Smith (CA)	2-7-81
59	15.8	Josephine Kolda (CA)	2-11-78
60	15.5	Josephine Kolda (CA)	4-21-78
61	15.7	Josephine Kolda (CA)	4-28-79
62	19.6	Marjorie Hunt (CA)	2-7-81
63	16.9w	Polly Clarke (CO)	12-30-73
64	14.7	Josephine Kolda (CA)	5-1-82
65	15.5	Winfred Reid (RSA)	8-9-80
	15.7	Josephine Kolda (CA)	5-7-83
67	15.2	Polly Clarke (CO)	5-21-78
69	16.1	Polly Clarke (CO)	9-18-79
70	16.2	Polly Clarke (CO)	9-6-80
73	26.6	Marilla Salisbury (CA)	8-1-81
74	24.8	Marilla Salisbury (CA)	8-10-82
75	27.5	Marilla Salisbury (CA)	7-23-83

100 METERS

35	11.6	Erika Rost (GFR)	6-2-79
	12.3	Cherrie Sherrard (CA)	6-22-74
36	11.9	Phil Raschker (GA)	6-25-83
	11.7p	Erika Rost (GFR)	- -80
37	12.1	Franciska Janssen (HOL)	5-9-82
	12.2	Cherrie Sherrard (CA)	6-26-76
38	12.2	Kathleen Holland (AUS)	3-25-78
	12.7	Cherrie Sherrard (CA)	6-19-77
	12.1p	Una Lund (AUS)	- -80
39	12.5	Cherrie Sherrard (CA)	6-17-78
	12.41h	Vivi Markussen (DEN)	7-29-79
	12.28w	Vivi Markussen (DEN)	7-30-79

Mila Kania (52) and husband in Warwick, NY. Since turning 50, Mila has blossomed into a top middle and long distance runner. She presently holds the world record in the 10,000m (38:53.6) and has pending US records in the 1500m (5:09.2), 3000m (11:29.2) and 5000m (18:44.6).

photo by Geza Feld

40	12.2	Maeve Kyle (IRE)	4-23-69
	12.7	Carmen Brown (US)	9-17-83
41	12.0	Maeve Kyle (IRE)	4-25-70
	12.7	Cherrie Sherrard (CA)	5-31-80
	12.5w	Irene Obera (CA)	8-14-75
42	12.3h	Rosemary Payne (GBR)	8-16-75
	12.6	Irene Obera (CA)	6-19-76
43	12.6	Maeve Kyle (IRE)	5-29-72
	13.0	Irene Obera (CA)	8-9-77
44	12.1	Maeve Kyle (IRE)	5-12-73
	13.2	Cherrie Sherrard (CA)	6-25-83
45	12.5	Maeve Kyle (IRE)	1-21-74
	12.63	Irene Obera (CA)	7-7-79
46	12.7	Irene Obera (CA)	5-31-80
47	12.93h	Irene Obera (CA)	1-10-81
48	13.0h	Maeve Kyle (IRE)	8-8-77
	13.9	Christel Miller (CA)	7-9-83
	13.9w	Marylin Fitzgerald (NJ)	6-25-83
49	13.20h	Irene Obera (CA)	9-24-83
	13.2h	Olga Oldrichova (CZE)	8-8-77
	13.04hw	Irene Obera (CA)	9-23-83
50	13.65h	Maeve Kyle (IRE)	7-29-79
	13.7	Doris Pirie (AUS)	5-14-82
	14.93h	Marie Barrie (PA)	9-24-83
51	13.2	Daphne Pirie (AUS)	9-17-83
	15.1	Shirley Kinsey (CA)	7-26-80
52	13.92	Olga Oldrichova (CZE)	8-6-80
	15.0	Ruth Christian (CA)	6-26-76
	15.0	Chris McKenzie (NY)	9-17-83
53	13.5	Shirley Peterson (NZL)	3-27-82
	14.8	Ruth Christian (CA)	6-26-77
54	14.02	Olga Oldrichova (CZE)	7-15-82
	15.2	Shirley Kinsey (CA)	7-9-83
55	14.6	Ruth Christian (CA)	8-18-79
	14.58	Lieselotte Seuberlich (GFR)	7-15-82

56	14.9	Kirsten Hveem (NOR)	8-8-81
	16.5	Martha Fairbank (NC)	5-6-78
	16.48h	Bernice Holland (OH)	9-24-83
	14.9p	M. Buck (RSA)	5-2-81
57	14.36	Lieselotte Seuberlich (GFR)	9-24-83
	15.71	Florence Reardon (OH)	6-11-83
58	14.8	Kirsten Hveem (NOR)	8-20-83
	17.6	Edith Leiby (HI)	4-17-81
59	15.86	Elizabeth Haule (GFR)	7-30-79
	17.0	Josephine Kolda (CA)	6-25-77
60	15.09	Aileen Hogan (AUS)	9-24-83
	16.8	Josephine Kolda (CA)	5-27-78
	14.7w	Aileen Hogan (AUS)	11-14-82
61	16.01	Elizabeth Haule (GFR)	1-13-81
	16.3	Josephine Kolda (CA)	6-23-79
	14.57p	Paula Schneiderhan (GFR)	9-24-83
62	16.14	Elizabeth Haule (GFR)	7-15-82
	16.4	Josephine Kolda (CA)	5-31-80
63	15.5	Josephine Kolda (CA)	10-3-81
64	15.6	Josephine Kolda (CA)	5-22-82
65	15.8	Josephine Kolda (CA)	4-23-83
66	16.0	Winfred Reid (RSA)	3-28-81
	19.6p	Lucille Ruffin (VA)	5- -81
	20.66p	Portia Cureton (US)	6-11-83
	15.6w	Audrey Reid (RSA)	5-9-81
67	16.1	Polly Clarke (CO)	5-6-78
	16.0w	Audrey Reid (RSA)	10-16-82
68	16.10h	Audrey Reid (RSA)	9-24-83
	16.4	Polly Clarke (CO)	5-26-79
69	17.8	Zelia Pierce (NZL)	4-10-82
	18.9	Edith Mendyka (CA)	7-12-80
70	16.2	Polly Clarke (CO)	4-17-81
71	16.6	Polly Clarke (CO)	9-6-81
72	18.9	Bess James (CA)	7-10-82
	16.26w	Polly Clarke (CO)	8-7-82
73	16.2	Polly Clarke (CO)	9-17-83
74	18.7	Bess James (CA)	9-17-83
75	19.25	Irja Sarnama (FIN)	1-13-81
	26.7	Marilla Salisbury (CA)	12-26-82
76	20.06	Irja Sarnama (FIN)	7-15-82
	28.00	Marilla Salisbury (CA)	9-24-83
77	19.30	Irja Sarnama (FIN)	9-24-83
79	19.75	Ruth Rothfarb (FL)	1-13-81
86	42.9p	Viola Glen (US)	5-16-79
87	33.1p	Viola Glen (US)	5-31-80
88	37.2	Marion Higgins (CA)	8-8-81

200 METERS

35	24.4	Erika Rost (GFR)	6-2-79
	26.6	Cherrie Sherrard (CA)	6-23-74
36	24.3	Erika Rost (GFR)	6-8-80
	24.63	Phil Raschker (GA)	9-26-83
37	24.7	Erika Rost (GFR)	9-10-81
	26.1	Cherrie Sherrard (CA)	6-27-76
38	25.2	Kathleen Holland (AUS)	3-26-78
	25.3y	Maeve Kyle (IRE)	5-13-67
	26.9	Cherrie Sherrard (CA)	6-19-77
39	25.23	Vivi Markussen (DEN)	8-19-79
	26.9	Almeta Parish (CA)	6-27-76
40	25.1y	Maeve Kyle (IRE)	5-10-69
	25.0	Vivi Markussen (DEN)	8-17-80
	26.7	Cherrie Sherrard (CA)	8-19-79
41	25.3	Anne McKenzie (RSA)	5-6-67
	27.1	Cherrie Sherrard (CA)	7-13-80
	26.3w	Irene Obera (CA)	8-8-75
42	25.6	Maeve Kyle (IRE)	7-28-71
	25.6	Anne McKenzie (RSA)	11-4-67
	26.1	Irene Obera (CA)	7-4-76
43	25.6	Maeve Kyle (IRE)	5-18-72
	27.3	Irene Obera (CA)	6-18-77
44	27.17h	Kaethi Diener (GFR)	7-28-79
	27.6	Irene Obera (CA)	6-17-78
	26.9p	Kaethi Diener (GFR)	- -79
	26.60w	Kaethi Diener (GFR)	7-29-79
45	26.3	Irene Obera (CA)	6-24-79
	26.22w	Colleen Mills (NZL)	7-29-79
46	26.6	Irene Obera (CA)	8-17-80
	26.6	Maeve Kyle (EIR)	7-5-75
47	26.21	Irene Obera (CA)	1-13-81
48	27.7	Anne McKenzie (RSA)	10-3-73
	29.3	Marylin Fitzgerald (NJ)	6-25-83
49	27.27	Irene Obera (CA)	9-26-83
50	28.04	Maeve Kyle (IRE)	7-29-79
	31.7	Shirley Kinsey (CA)	4-19-80
51	27.65	Daphne Pirie (AUS)	9-26-83
	31.7	Shirley Kinsey (CA)	5-9-81
52	29.8	Anne McKenzie (RSA)	1-18-78
	30.96	Chris McKenzie (NY)	9-26-83
53	29.3	Shirley Peterson (NZL)	3-28-82
	32.6	Shirley Kinsey (CA)	5-21-83
54	30.54	Lieselotte Seuberlich (GFR)	1-13-81
	32.1	Shirley Kinsey (CA)	7-9-83
55	30.05	Lieselotte Seuberlich (GFR)	7-16-82
	35.0	Shirley Dietderich (CA)	7-24-82
56	30.6	Kirsten Hveem (NOR)	8-7-81
	36.9	Shirley Dietderich (CA)	9-11-83
57	29.59	Lieselotte Seuberlich (GFR)	9-26-83
	33.64	Florence Reardon (OH)	9-26-83
58	30.79	Kirsten Hveem (NOR)	9-26-83
	40.1	Edith Leiby (HI)	4-17-81
59	33.16	Elizabeth Haule (GFR)	7-29-79
	37.5	Martha Fairbank (NC)	6-21-81
60	31.1	Aileen Hogan (AUS)	3-27-83
	37.06	Martha Fairbank (NC)	8-16-81
	36.9w	Josephine Kolda (CA)	8-20-78
61	33.07	Elizabeth Haule (GFR)	7-26-81
	35.2	Josephine Kolda (CA)	6-24-79
	30.26p	Paula Schneiderhan (GFR)	9-26-83
62	33.77	Elizabeth Haule (GFR)	7-16-82
	34.7	Josephine Kolda (CA)	8-17-80
63	33.3	Josephine Kolda (CA)	2-27-82
64	34.1y	Josephine Kolda (CA)	5-1-82
	33.9w	Josephine Kolda (CA)	8-14-82
65	34.7	Josephine Kolda (CA)	6-26-83
	34.7	Audrey Reid (RSA)	8-17-80
66	33.5	Audrey Reid (RSA)	3-28-81
	32.2w	Audrey Reid (RSA)	5-9-81
67	35.1	Polly Clarke (CO)	7-7-78
	34.3w	Audrey Reid (RSA)	10-16-82
68	33.67	Audrey Reid (RSA)	9-26-83
	35.56	Polly Clarke (CO)	7-8-79
69	37.2	Zelia Pierce (NZL)	4-11-82
	61.1	Edith Mendyka (CA)	7-13-80
	45.2w	Mary Parsons (TX)	8-8-82
70	35.3	Polly Clarke (CO)	4-17-81
71	34.2	Polly Clarke (CO)	9-6-81
72	41.4	Bess James (CA)	7-10-82
	35.4w	Polly Clarke (CO)	8-8-82
73	35.2	Polly Clarke (CO)	9-18-83
74	40.41	Bess James (CA)	9-26-83
75	42.88	Irja Sarnama (FIN)	1-10-81
	61.6	Marilla Salisbury (CA)	12-26-82
76	41.86	Irja Sarnama (FIN)	7-16-82
77	52.90	Irja Sarnama (FIN)	9-26-83
79	56.92	Ruth Rothfarb (FL)	1-10-81
88	92.9	Marion Higgins (CA)	8-9-81

400 METERS

35	50.56	Aurelia Penton (CUB)	7-15-78
	56.99	Phil Raschker (GA)	8-13-82
36	51.72	Aurelia Penton (CUB)	7-24-79
	56.8	Phil Raschker (GA)	6-25-83
37	55.7	Maeve Kyle (IRE)	8-30-66
	62.8	Almeta Parish (CA)	66-23-74
	51.72p	Aurelia Penton (CUB)	- -79
38	56.0	Kathleen Holland (AUS)	3-25-78
	62.5	Almeta Parish (CA)	7-5-75
39	55.5	Maeve Kyle (IRE)	7-19-68
	62.3	Almeta Parish (CA)	6-27-76
40	55.8	Maeve Kyle (IRE)	9-6-69
	62.7	Almeta Parish (CA)	8-9-77
41	55.3	Maeve Kyle (IRE)	7-22-70
	61.5	Irene Obera (CA)	8-15-75
42	56.3	Anne McKenzie (RSA)	10-28-67
	59.9	Irene Obera (CA)	7-4-76
43	59.5	Maeve Kyle (IRE)	5-29-72
	62.4	Irene Obera (CA)	8-10-77

44	60.5	Anne McKenzie (RSA)	5-2-70
	64.2	Irene Obera (CA)	6-17-78
45	59.71	Colleen Mills (NZL)	7-30-79
	61.69	Irene Obera (CA)	7-30-79
46	60.6	Anne McKenzie (RSA)	12-29-71
	61.1	Irene Obera (CA)	8-16-80
47	59.68	Colleen Mills (NZL)	1-10-81
	61.67	Irene Obera (CA)	1-10-81
48	62.8	Maeve Kyle (EIR)	8-10-77
	66.9	Chris McKenzie (NY)	4-26-80
49	61.6	Anne McKenzie (RSA)	10-5-74
	63.74	Irene Obera (CA)	9-28-83
50	63.2	Anne McKenzie (RSA)	10-15-75
	71.7	Chris McKenzie (NY)	5-23-82
51	64.44	Daphne Pirie (AUS)	9-28-83
	72.91	Chris McKenzie (RSA)	8-13-82
52	65.5	Anne McKenzie (RSA)	2-1-78
	69.66	Chris McKenzie (NY)	9-28-83
53	70.94	Shirley Kennedy (AUS)	4-17-81
	72.88	Barbara Neuhaus (US)	1-10-81
54	70.0	Anne McKenzie (RSA)	10-17-79
	80.0y	Margaret Miller (CA)	6-7-80
55	70.9	Anne McKenzie (RSA)	5-2-81
	83.6	Melba Hatch (MI)	7-30-83
56	73.63	Beryl Neuman (AUS)	4-17-81
	85.1	Helen Dick (CA)	7-18-81
57	74.8	Anne McKenzie (RSA)	3-26-83
	85.0	Florence Reardon (OH)	9-28-83
58	74.59	Aileen Hogan (AUS)	4-17-81
	88.0	Cathy Hargus (CA)	8-10-77
59	83.0	Phyllis Schwandt (IL)	8-1-81
60	72.5	Aileen Hogan (AUS)	9-17-83
	83.47	Phyllis Schwandt (IL)	8-13-82
61	82.01	Elizabeth Haule (GFR)	1-13-81
	87.2	Josephine Kolda (CA)	10-6-79
62	76.96	Elizabeth Haule (GFR)	7-16-82
	82.7	Josephine Kolda (CA)	8-16-80
63	82.28	Audrey Reid (RSA)	7-30-79
	83.8	Josephine Kolda (CA)	10-3-81
64	80.3y	Josephine Kolda (CA)	5-1-82
65	79.66	Audrey Reid (RSA)	1-13-81
	82.3	Josephine Kolda (CA)	10-1-83
66	77.5	Audrey Reid (RSA)	5-9-81
	99.9y	Polly Clarke (CO)	6-28.77
67	81.5	Audrey Reid (RSA)	10-16-82
	83.2	Polly Clarke (CO)	8-10-77
68	78.3	Audrey Reid (RSA)	9-17-83
	84.60	Polly Clarke (CO)	7-8-79
69	92.1	Isabel Saumier (CAN)	9-28-83
	1:40.9y	Polly Clarke (CO)	9-18-79
70	87.6	Polly Clarke (CO)	4-18-81
71	95.84	Bess James (CA)	8-15-81
72	90.06	Polly Clarke (CO)	8-7-82
73	84.23	Polly Clarke (CO)	9-28-83
74	93.55	Bess James (CA)	9-28-83
75	2:33.8	Marilla Salisbury (CA)	5-21-83
76	2:39.05	Marilla Salisbury (CA)	9-28-83
79	2:03.5	Ruth Rothfarb (FL)	1-13-81
88	3:54.3	Marion Higgins (CA)	6-28-81

800 METERS

35	1:57.4	Ileana Silai (ROM)	8-28-77
	2:17.5	Miki Hervey (TX)	5-27-77
36	1:59.8	Ileana Silai (ROM)	7-6-78
	2:14.3h	Reiko Duba (US)	1-9-81
37	1:58.0	Ileana Silai (ROM)	6-8-79
	2:24.9	Janie Duff (CA)	7-23-83
38	1:58.7	Ileana Silai (ROM)	7- -80
	2:18.0y	Judy Fox (CA)	5-11-79
39	2:08.0	Anne McKenzie (RSA)	7-17-65
	2:30.6y	Barbara Pike (CA)	6-24-81
40	2:10.2y	Anne McKenzie (RSA)	4-4-66
	2:23.2	Barbara Pike (CA)	6-27-82
41	2:06.5	Anne McKenzie (RSA)	7-1-67
	2:22.7i	Barbara Pike (MA)	2-5-83
42	2:08.5	Anne McKenzie (RSA)	7-29-67
	2:24.9	Sandra Knott (OH)	6-21-80
43	2:19.1	Susanna Wold (NOR)	8-20-83
	2:22.0	Sandra Knott (OH)	1-10-81
	2:19.1p	Rosemarie Strauss (GFR)	- -79
	2:20.2p	Helga Balzer (GFR)	- -78
44	2:18.5	Anne McKenzie (RSA)	4-8-70
	2:24.0	Sandra Knott (OH)	8-8-82
45	2:19.2	Anne McKenzie (RSA)	11-13-70
	2:27.8	Mary Czarapata (WI)	7-5-80
46	2:19.4	Anne McKenzie (RSA)	12-29-71
	2:26.9	Susan Redfield (MA)	8-8-82
47	2:20.5	Anne McKenzie (RSA)	1-20-73
	2:32.7	Mary Czarapata (WI)	8-8-82
48	2:20.3	Anne McKenzie (RSA)	1-19-74
	2:36.6	Chris McKenzie (NY)	7-5-80
49	2:19.6	Anne McKenzie (RSA)	12-11-74
	2:31.9	Gretchen Snyder (CA)	7-3-83
50	2:23.1	Anne McKenzie (RSA)	10-29-75
	2:45.4h	Ruth Anderson (CA)	7-28-79
51	2:29.7	Anne McKenzie (RSA)	1-26-77
	2:40.0	Chris McKenzie (NY)	8-13-82
52	2:29.5	Anne McKenzie (RSA)	3-1-78
	2:39.8	Mila Kania (NY)	8-12-83
53	2:37.8	Luise Haushofer (GFR)	8-6-80
	2:47.1	Barbara Neuhause (US)	1-14-81
54	2:37.9	Anne McKenzie (RSA)	12-5-79
	2:52.25	Ruth Anderson (CA)	9-24-83
55	2:43.5	Anne McKenzie (RSA)	1-10-81
	3:00.30	Melba Hatch (MI)	9-24-83
56	2:46.6	Anne McKenzie (RSA)	3-27-82
	3:33.2	Edith Leiby (HI)	7-7-79
57	2:51.1	Anne McKenzie (RSA)	3-26-83
	3:14.5y	Anne Trigg (FL)	10-24-81
58	2:50.9	Anne McKenzie (RSA)	11-9-83
	3:33.3	Edith Leiby (HI)	4-17-81
59	2:57.9	Elizabeth Haule (GFR)	7-29-79
	3:16.8	Phyllis Schwandt (IL)	8-1-81
	3:08.4p	Elisabet Van Battum (US)	5-28-83
60	3:00.06	Erika Werner (GFR)	9-24-83
	3:11.7	Jaclyn Caselli (CA)	8-15-81
61	3:04.9	Britta Tibbling (SWE)	7-29-79
	3:31y	Marcia Trent (AK)	7-28-79
62	3:01.0	Britta Tibbling (SWE)	12-31-80
	3:09.9	Jaclyn Caselli (CA)	8-21-83
63	3:22.9	Gerda Mueller (GFR)	9-13-78
	3:44.6	Burnis Hicks (TX)	7-3-76
64	3:06.8	Britta Tibbling (SWE)	7-16-82
	3:38.2	Alice Werbel (CA)	7-13-80
65	3:12.2	Kay Atkinson (CA)	8-13-82
66	3:48.2	Doya Bowdrey (NZL)	4-17-81
	4:06.8	Dorothy Stotsenburg (CA)	1-9-81
67	3:34.7	Zelia Pierce (NZL)	1-9-81
	3:35.9y	Polly Clarke (CO)	5-20-78
68	3:14.3	Johanna Luther (GFR)	6-12-82
	3:38.1	Polly Clarke (CO)	7-7-79
69	3:59.08	Dorothy Stotsenburg (CA)	9-24-83
70	3:38.7	Polly Clarke (CO)	4-17-81
71	3:49.2	Bess James (CA)	8-15-81
72	3:30.0	Polly Clarke (CO)	8-8-82
73	3:34.69	Polly Clarke (CO)	9-24-83
74	3:48.01	Bess James (CA)	9-24-83
75	6:00.2	Marilla Salisbury (CA)	5-21-83
76	6:03.9	Marilla Salisbury (CA)	9-24-83
79	4:30.1	Ruth Rothfarb (FL)	1-9-81
82	5:47.5	Hulda Crooks (CA)	6-24-78
84	5:50.2	Hulda Crooks (CA)	7-13-80
85	7:03.0	Eula Weaver (CA)	6-23-74
86	7:05	Eula Weaver (CA)	6-28-75
88	7:28.6	Eula Weaver (CA)	6-26-77

1500 METERS

35	4:04.2	Ileana Silai (ROM)	6- -77
	4:40.2	Cindy Dairymple (HI)	6-18-77
36	4:03.5	Ileana Silai (ROM)	8- -78
	4:51.2	Susanne Houlton (GA)	9-27-83
37	3:58.5	Ileana Silai (ROM)	7-13-79
	5:04.2	Connie Manley (OR)	7-24-81
38	4:03.0	Ileana Silai (ROM)	8-1-80
	4:46.0	Susan Buchanan (PA)	8-15-75

39	4:38.1	Francoise Nicolas (FRA)	8-1-79
	4:51.5	Barbara Pike (CA)	6-10-81
	4:33.7p	Francoise Nicolas (FRA)	- -79
	4:37.9p	Francoise Nicolas (FRA)	- -80
40	4:20.7	Joyce Smith (GBR)	5-21-78
	4:45.2	Judy Fox (CA)	8-16-81
41	4:36.0	Anne McKenzie (RSA)	7-20-67
	4:44.3	Judy Fox (CA)	8-8-82
42	4:31	Dorothy Browne (AUS)	4-2-83
	4:39.8	Miki Gorman (CA)	9-3-77
43	4:47.3	Sandra Knott (OH)	1-14-81
44	4:55.2	Helga Balzer (GFR)	8-6-80
	5:02	Marilyn Harbin (CA)	1-30-82
45	4:53.8	Anne McKenzie (RSA)	3-27-71
	5:06.2	Pat Bessel (NY)	8-12-83
46	4:50.2	Anne McKenzie (RSA)	4-1-72
	5:05.2	Martha Klopfer (NC)	8-9-81
47	4:52.0	Anne McKenzie (RSA)	11-22-72
	5:08.8	Linda Sipprelle (CA)	6-12-82
48	4:56.4	Anne McKenzie (RSA)	10-27-73
	5:12.4	Vicky Bigelow (CA)	9-16-83
49	4:49.2	Anne McKenzie (RSA)	11-16-74
	5:20.2	Gretchen Snyder (CA)	8-22-83
50	4:54.5	Anne McKenzie (RSA)	10-15-75
	5:18.7	Mila Kania (NY)	5-23-82
51	5:09.5	Mila Kania (NY)	7-25-82
52	5:13.3	Mila Kania (NY)	6-19-83
53	5:25.7	Luise Haushofer (GFR)	8-6-80
	5:47.2	Toshiko D'Elia (NJ)	6-25-83
54	5:12.9	Margaret Miller (CA)	6-21-80
55	5:28.7	Lydia Backes (GFR)	7-25-81
	5:57.6	Melba Hatch (MI)	9-27-83
56	5:20.0	Margaret Miller (CA)	5-8-82
57	5:49.5	Anne McKenzie (RSA)	2-2-83
	6:01.3	Helen Dick (CA)	8-9-81
58	5:46.8	Anne McKenzie (RSA)	12-7-83
	5:54.3	Anne Trigg (FL)	4-9-83
59	5:57.8	Elizabeth Haule (GFR)	8-1-79
	6:31.1	Jaclyn Caselli (CA)	7-12-80
	6:14.0p	Elisabet Van Battum (US)	5-28-83
60	6:10.0	Hilde Joeckle (GFR)	7-15-82
	6:30.4	Jaclyn Caselli (CA)	6-27-81
61	5:57.2	Lieselotte Schultz (GFR)	6-25-81
	6:26	Marcia Trent (AK)	7-28-79
62	6:01.4	Britta Tibbling (SWE)	8-6-80
	6:19.1	Pat Dixon (OR)	7-31-81
63	6:04.6	Pat Dixon (OR)	7-2-82
64	6:12.8	Britta Tibbling (SWE)	7-15-82
	7:20.0	Alice Werbel (CA)	7-12-80
65	6:16.0	Elizabeth Tromp (HOL)	7-15-82
	7:13.9	Alice Werbel (CA)	10-4-80
66	7:35.9	Alice Werbel (CA)	10-3-81
	7:16.9p	Nora Wedemo (SWE)	- -79
67	6:59.0	Johanna Luther (GFR)	8-6-80
	7:34.2	Polly Clarke (CO)	8-11-77
68	6:43.9	Johanna Luther (GFR)	7-15-82
	8:29.2	Edna Berg (MT)	8-26-83
69	8:09.2	Isabella Okendhal (RSA)	9-16-83
	8:36	Bess James (CA)	8-18-79
70	6:47.1	Johanna Luther (GFR)	9-27-83
	7:34.0	Polly Clarke (CO)	4-18-81
71	7:49.5	Margaret Lopez (NJ)	8-14-82
72	7:31.9	Polly Clarke (CO)	8-8-82
73	7:49.4	Bess James (CA)	8-27-83
74	7:43.4	Berta Hielscher (GFR)	9-27-83
	8:04.1	Bess James (CA)	9-27-83
75	12:21.0	Marilla Salisbury (CA)	12-26-82
76	11:35.5	Marilla Salisbury (CA)	9-27-83
79	8:47.8	Ruth Rothfarb (FL)	1-14-81
83	12:05	Hulda Crooks (CA)	8-18-79
84	11:33.0	Hulda Crooks (CA)	7-12-80
85	13:56.8	Eula Weaver (CA)	6-22-74
86	13:58.1	Eula Weaver (CA)	6-28-75
88	16:34.6	Eula Weaver (CA)	6-26-77
90	17:15	Eula Weaver (CA)	8-18-79

ONE MILE

35	5:03.1	Nancy Noonan (OH)	6-18-83
36	5:38.6	Emma Childers (US)	4-23-72
37	5:15.5	Susan Buchanan (PA)	4-5-75
38	5:04	Judy Fox (CA)	7-19-79
39	5:19.5	Barbara Pike (CA)	7-12-81
40	4:54.33	Doris Heritage (WA)	4-23-83
41	5:12.5	Sandra Knott (OH)	8-4-79
42	5:15.0	Sandra Knott (OH)	6-21-80
43	5:12.81	Miki Gorman (CA)	1-26-79
44	5:22.7	Sandra Knott (OH)	6-19-82
45	5:28.9	Marilyn Harbin (CA)	2-29-83
46	5:29.8	Mary Czarapata (WI)	9-12-81
47	5:30.9i	Vicky Bigelow (CA)	1-29-83
48	5:38.6	Dorothy Stock (CA)	9-8-81
49	5:33.5	Dorothy Stock (CA)	9-15-81
50	5:54.7i	Chris McKenzie (NY)	3-27-82
51	5:40.1i	Mila Kania (NY)	3-20-83
52	6:11.4i	Ruth Anderson (CA)	2-20-82
53	6:07.8	Ruth Anderson (CA)	2-11-83
54	5:56.8	Margaret Miller (CA)	6-7-80
55	5:50.6	Margaret Miller (CA)	2-7-81
56	6:30	Anne Trigg (FL)	1-3-81
57	6:20.41	Anne Trigg (FL)	1-2-82
58	7:06i	Gladys Lehman (CA)	2-22-81
59	7:56.4	Lucy Killea (CA)	9-15-81
60	8:24	Ernestine Yeomans (CAN)	9-30-79
61	7:05	Marcia Trent (AK)	7-28-79
62	6:48.6	Pat Dixon (OR)	7-17-81
63	6:35	Pat Dixon (OR)	7-23-82
65	8:24	Polly Clarke (CO)	8-20-75
66	8:01.7i	Adrienne Salmini (NM)	3-14-82
67	8:19	Polly Clarke (CO)	6-20-78
70	8:34	Polly Clarke (CO)	9-6-80
71	8:52.4	Ivy Granstrom (CAN)	6-18-83
72	11:49.0p	Mitzi Probst (US)	6-6-82
73	12:22.6	Marilla Salisbury (CA)	7-11-81
74	12:57	Marilla Salisbury (CA)	8-23-81
75	13:12	Marilla Salisbury (CA)	7-26-83

3000 METERS

35	9:08.0	Joyce Smith (GBR)	5-20-73
	9:38.6	Cindy Dalrymple (HI)	6-11-77
36	8:55.6	Joyce Smith (GBR)	7-19-74
	12:41.4yi	Andrea Hatch (US)	3-29-80
	10:39.8p	Mary Ann Peterson (US)	7-29-83
	11:10.2p	Kathleen Kaiser (CA)	6-26-83
37	9:12.1	Joyce Smith (GBR)	8-25-75
	12:25.0	Lolitia Bache (CA)	5-13-79
38	10:08.0	Judy Fox (CA)	3-25-79
	9:48.7p	Evy Palm (SWE)	- -80
	10:02.9p	Inge Pfeiffer (GFR)	- -78
	10:03.6p	Rosemarie Strauss (GFR)	7-12-75
39	9:27.8	Joyce Smith (GBR)	9-28-77
	10:30.8i	Barbara Pike (CA)	2-22-81
40	9:11.2	Joyce Smith (GBR)	4-30-78
	11:09yi	Barbara Pike (CA)	3-28-82
41	10:04	Miki Gorman (CA)	5-22-77
	10:03.2p	Helga Krause (GFR)	8-20-77
42	10:25.6	Helga Balzer (GFR)	4-15-78
	10:44.8	Pat Bessel (NY)	8-16-80
	9:40.2p	Joyce Smith (GBR)	- -80
43	10:26.6	Ursula Blaschke (GFR)	6-13-75
	11:08.3	Linda Sipprelle (DC)	5-13-78
44	10:40.4	Denise Alfvoet (BEL)	9-6-80
	10:50.8	Linda Sipprelle (DC)	9-15-79
	10:27.8p	Helga Balzer (GFR)	- -80
45	9:57.5	Joyce Smith (GBR)	9- -83
	10:56.0i	Susan Redfield (MA)	1-31-82
46	11:02.6	Linda Sipprelle (DC)	6-28-81
47	10:31.4	Valborg Ostberg (NOR)	8-23-78
	10:53.2	Linda Siprelle (PA)	6-11-82
48	10:41.6	Valborg Ostberg (NOR)	6-16-79
	11:15.2	Dorothy Stock (CA)	6-30-81

49	10:45.6	Valborg Ostberg (NOR)	7-26-80
	12:48yi	Chris McKenzie (NY)	3-29-81
50	10:34.2	Valborg Ostberg (NOR)	7-5-81
	11:50.8	Nicki Hobson (CA)	6-30-81
51	11:07.6	Kirsten Garbo (NOR)	7-31-78
	11:29.2	Mila Kania (NY)	7-25-82
52	10:45.8	Valborg Ostberg (NOR)	8-20-83
	13:18.6	Marcia McChesney (OR)	7-31-82
53	12:30.0	Ulla Jansson (SWE)	8-8-77
	13:12.0	Marcia McChesney (OR)	7-1-83
	11:31.0p	Lydia Backes (GFR)	- -79
	11:34.3p	Luise Haushofer (GFR)	- -80
54	12:13.0y	Margaret Miller (CA)	6-7-80
	11:38.3p	Lydia Backes (GFR)	- -80
	12:02.6p	Ursula Heringhaus (GFR)	- -80
55	11:29.0	Lydia Backes (GFR)	9-9-81
	13:42.6	Harriet Wilson (OR)	7-30-83
56	11:50.9	Kirsten Garbo (NOR)	8-20-83
	15:28.2	Mary Isom (CA)	6-30-81
57	12:55.8	Elfriede Falke (GFR)	8-26-78
	13:28	Margaret Miller (CA)	6-18-83
	12:09.6p	Hilde Joeckle (GFR)	- -79
58	13:06.0yi	Gladys Lehman (CA)	2-22-81
	12:42.0p	Lieselotte Schultz (GFR)	- -79
59	25:08.8	Sun-Ye Kim (KOR)	8-8-77
	12:26.0p	Lieselotte Schultz (GFR)	- -80
60	13:42.8	Ewa Eriksson (SWE)	8-8-77
61	12:26.8	Lieselotte Schultz (GFR)	6-13-81
	13:18	Marcia Trent (AK)	7-28-79
62	14:12.0	Gerda Mueller (GFR)	8-8-77
63	14:03.0	Marie Lynnerup (DEN)	8-8-77
64	13:50.0	Johanna Luther (GFR)	8-8-77
66	18:12.4yi	Adrienne Salmini (NM)	3-14-82
67	18:41	Edna Berg (MT)	2-5-83
68	17:15.6	Ivy Granstrom (CAN)	8-3-80
	17:58.6	Edna Berg (MT)	8-26-83
69	18:02.4	Justine Bucher (GFR)	8-8-77
70	18:16.2	Ivy Granstrom (CAN)	9-11-82
71	18:02.8	Ivy Granstrom (CAN)	6-19-83
72	18:22.0	Bess James (CA)	1-31-82
73	24:22.4	Marilla Salisbury (CA)	7-11-81
74	22:51.4	Marilla Salisbury (CA)	7-31-82
75	26:12.8	Marilla Salisbury (CA)	7-29-83

TWO MILES

35	11:33.8i	Susanne Houlton (GA)	3-27-83
36	12:41.4i	Andrea Hatch (MA)	3-29-80
37	14:04.6p	Yvonne Krupp (US)	1-28-76
38	11:23	Judy Fox (CA)	11-3-78
39	11:39.6i	Nina Kuscsik (NY)	1-11-78
40	11:09i	Barbara Pike (CA)	3-28-82
41	11:27.2i	Barbara Pike (MA)	3-27-83
42	11:38.0	Linda Sipprelle (DC)	8-29-77
43	11:38.2	Linda Sipprelle (DC)	7-20-78
44	11:36.4	Mary Czarapata (WI)	9-29-79
	11:35.7ip	Carrie Parsi (MA)	2-5-83
45	11:43.0	Mary Czarapata (WI)	9-13-80
46	11:50	Mary Czarapata (WI)	9-10-81
47	14:50ip	Beverly Nolan (MA)	3-28-82
49	12:48i	Chris McKenzie (NY)	3-29-81
50	11:57.4i	Mila Kania (NY)	3-14-82
51	12:52.2i	Ruth Anderson (CA)	2-22-81
52	14:05.4	Marcia McChesney (OR)	7-16-82
53	13:27	Janet Grenda (NY)	3-15-80
54	12:13.0	Margaret Miller (CA)	6-7-80
55	15:33	Joanita Reed (TX)	12-28-82
57	14:26.0	Anne Trigg (FL)	10-24-81
58	13:06.0i	Gladys Lehman (CA)	2-22-81
63	14:59i	Ernestine Yeomans (CAN)	2-20-83
66	18:12.4i	Adrienne Salmini (NM)	3-14-82
67	19:03.0i	Adrienne Salmini (NM)	3-20-83
71	19:23.2	Ivy Granstrom (CAN)	6-25-83
73	26:03.8	Marilla Salisbury (CA)	7-11-81
74	26:34	Marilla Salisbury (CA)	8-23-81
75	27:30	Marilla Salisbury (CA)	7-26-83

5000 METERS

35	16:12.87	Sonja Laxton (RSA)	10-17-83
	16:36.2	Doris Heritage (WA)	4-22-78
36	17:37.0	Vicki Foltz (US)	1-12-81
37	17:31.5	Corry Koning (HOL)	9-10-78
	18:44.6	Judy Kewley (CA)	6-20-82
38	17:06	Judy Fox (CA)	3-25-79
39	17:18.0	Evy Palm (SWE)	8-8-81
	17:34.0	Judy Fox (CA)	5-31-80
40	16:57.4	Judy Fox (CA)	8-16-81
41	16:58.0	Miki Gorman (CA)	2-13-77
42	16:54.0	Joyce Smith (GBR)	2-27-80
	18:11.2	Sandra Knott (OH)	7-5-80
43	17:39.2	Miki Gorman (CA)	7-31-79
44	18:29.0	Helga Balzer (GFR)	8-6-80
	18:32.2	Mary Czarapata (WI)	9-30-79
45	18:14.0	Vicky Bigelow (CA)	6-21-81
46	18:09.1	Maria De Orlando (ITA)	1-12-81
	18:27.2	Vicky Bigelow (CA)	6-12-82
47	17:59.0	Vicky Bigelow (CA)	7-24-82
48	18:38.5	Dorothy Stock (CA)	1-12-81
49	18:59	Judy Cox (AUS)	3-26-82
	19:29.2	Dorothy Stock (CA)	6-20-82
50	18:15.0	Valborg Ostberg (NOR)	8-7-81
	19:58.6	Nicki Hobson (CA)	8-1-81
51	18:44.6	Mila Kania (NY)	6-13-82
52	19:02	Mila Kania (NY)	8-12-83
53	20:00.0	Lydia Backes (GFR)	7-31-79
	20:43.2	Toshiko D'Elia (NJ)	6-25-83
54	19:27.0	Margaret Miller (CA)	6-7-80
55	19:39.2	Lydia Backes (GFR)	8-29-81
	21:52.33	Melba Hatch (MI)	9-23-83
56	20:53.5	Kirsten Garbo (NOR)	7-30-83
	26:46.8	Mary Isom (CA)	7-14-81
57	20:58.2	Margaret Miller (CA)	6-18-83
58	22:36.5	Elfriede Falke (GFR)	7-31-79
	27:20.8	Jaclyn Caselli (CA)	8-19-79
59	23:06.3	Elfriede Falke (GFR)	8-6-80
	23:32.2	Jaclyn Caselli (CA)	8-17-80
	21:40.4p	Lieselotte Schultz (GFR)	- -79
60	22:36.7	Hilde Joeckle (GFR)	7-15-82
	23:19.2	Jaclyn Caselli (CA)	6-21-81
61	21:27.2	Lieselotte Schultz (GFR)	8-6-81
	24:57	MaryBelle Russel (NV)	9-17-83
62	22:19.4	Jaclyn Caselli (CA)	8-22-83
63	24:15.4	Elizabeth Tromp (HOL)	8-7-80
	27:56.4	Alice Werbel (CA)	8-19-79
64	24:37.6	Ewa Eriksson (SWE)	8-8-81
	26:02.4	Alice Werbel (CA)	7-13-80
	24:48.4p	Diane Ogilvie (US)	8-22-83
65	23:58.0	Elizabeth Tromp (HOL)	7-15-82
	27:12.2	Alice Werbel (CA)	8-16-81
66	24:35.0	Marie Lynnerup (DEN)	8-17-80
	27:58	Adrienne Salmini (NM)	6-14-82
67	25:12.6	Johanna Luther (GFR)	8-6-80
	31:18.8	Edna Berg (MT)	8-20-82
68	24:56.4	Johanna Luther (GFR)	7-17-82
	31:40.6	Edna Berg (MT)	8-26-83
69	28:46.0	Francine Bonnans (FRA)	8-6-80
	31:19.2	Bess James (CA)	8-19-79
70	24:58.26	Johanna Luther (GFR)	9-23-83
	28:33.8	Bess James (CA)	7-13-80
71	30:22.8	Bess James (CA)	8-16-81
72	31:50.8	Justine Bucher (GFR)	8-6-80
	36:36.2	Marilla Salisbury (CA)	8-17-80
73	27:24.2	Berta Hielscher (GFR)	7-17-82
	41:24.0	Marilla Salisbury (CA)	7-4-81
74	27:25.80	Bess James (CA)	9-23-83
75	43:27.6	Marilla Salisbury (CA)	8-20-82
76	45:46.23	Marilla Salisbury (CA)	9-23-83
79	38:09.0	Ruth Rothfarb (FL)	7-13-80
82	39:47.8	Hulda Crooks (CA)	6-24-78
84	41:38.3	Hulda Crooks (CA)	7-13-80

10,000 METERS

35	34:34.4	Ann Letherby (AUS)	10-7-81
	36:25.4	Cindy Dalrymple (HI)	6-19-77
36	35:37.8	Cindy Dalrymple (HI)	6-8-78
37	38:49.2	Sigrid Sucker (DEN)	8-11-77
	38:54.0	Skip Swannack (CA)	5-12-79
38	35:39.8	Judy Fox (CA)	6-15-79
39	36:00.3	Judy Fox (CA)	6-27-80
40	35:33.6	Judy Fox (CA)	8-15-81
41	37:56.8	Judy Fox (CA)	8-7-82
	35:50p	Miki Gorman (CA)	- -77
42	34:26.4	Joyce Smith (GBR)	2-27-80
	35:45.6	Miki Gorman (CA)	9-3-77
43	36:21.9	Miki Gorman (CA)	7-27-79
44	39:08.8	Robin Hames (NZL)	1-8-81
	39:33.1	Martha Klopfer (NC)	7-27-79
45	40:19.8	Dorothy Stock (CA)	6-24-78
46	39:43	Wendy Williams (TN)	5-26-79
47	39:06.4	Dorothy Stock (CA)	6-22-80
48	38:19.8	Vicky Bigelow (CA)	8-21-83
49	39:40.0	Judy Cox (AUS)	4-9-82
	40:38.2	Dorothy Stock (CA)	6-19-82
50	40:49.9	Ruth Anderson (CA)	7-27-79
51	38:53.6	Mila Kania (NY)	6-26-82
52	40:56.8	Jean Albury (AUS)	4-9-82
	42:44.4	Ruth Anderson (CA)	8-15-81
53	40:39	Jean Albury (AUS)	4-2-83
	48:52	Carol Cartwright (CA)	5-8-82
54	40:13.2	Margaret Miller (CA)	66-22-80
55	42:31.6	Shirley Brasher (NZL)	4-9-82
	46:21.8	Melba Hatch (MI)	9-25-83
56	42:38	Shirley Brasher (NZL)	4-2-83
	43:12.2	Helen Dick (CA)	8-16-80
57	43:09.8	Helen Dick (CA)	7-10-82
58	46:56.7	Elfriede Falke (GFR)	7-27-79
	51:32	Jaclyn Caselli (CA)	8-18-79
59	44:59.4	Lieselotte Schultz (GFR)	7-27-79
	48:02.7	Els Tuinzing (CA)	1-8-81
	43:42.2p	Lieselotte Schultz (GFR)	- -80
60	47:26.4	Jaclyn Caselli (CA)	5-30-81
61	43:21.4	Lieselotte Schultz (GFR)	8-20-81
	47:10	Jaclyn Caselli (CA)	6-12-82
62	46:56.2	Jaclyn Caselli (CA)	5-21-83
63	44:51.0	Pat Dixon (OR)	7-16-82
64	55:41.8	Alice Werbel (CA)	8-16-80
65	61:08	Edna Berg (MT)	3-19-80
67	55:20.9	Johanna Luther (GFR)	1-8-81
	67:45	Ruth Updegrove (HI)	4-23-78
68	52:53.2	Waltraud Kretschmer (GFR)	1-8-81
69	64:41.2	Ivy Granstrom (CAN)	8-22-81
	64:52	Bess James (CA)	8-18-79
70	51:03.0	Johanna Luther (GFR)	9-25-83
	60:01	Bess James (CA)	7-12-80
71	53:44.0	Waltraud Kretschmer (GFR)	9-25-83
	61:55.9	Bess James (CA)	1-8-81
72	69:50	Ailsa Forbes (NZL)	9-18-83
	79:00	Marilla Salisbury (CA)	7-12-80
73	98:55.6	Marilla Salisbury (CA)	7-3-81
74	61:26.6	Berta Hielscher (GFR)	9-25-83
	62:45.70	Bess James (CA)	9-25-83
75	89:49.8	Marilla Salisbury (CA)	7-9-83
76	93:23.40	Marilla Salisbury (CA)	9-25-83

ONE HOUR RUN

35	9-1044	15.439	Cindy Dalrymple (HI)	7-23-77
36	9-1124	15.512	Marylin Paul (OR)	7-20-74
37	9-1607	15.954	Vicki Foltz (WA)	6-16-81
38	9-549	14.986	J. Groombridge (WA)	7-15-78
39	9-336	14.791	Regina Schiek (GFR)	4-19-76
	9-47	14.527	Patricia Thomas (WA)	7-11-79
40	8-1593	14.331	Patricia Thomas (WA)	7-10-80
	9-515p	14.955	J. Groombridge (WA)	- -80
41	9-1044	15.439	Patricia Thomas (WA)	8-22-81
42	9-575	15.010	Linda Sipprelle (DC)	10-12-77
43	9-1197	15.579	Linda Sipprelle (DC)	7-29-78
44	9-545	14.982	Mary Czarapata (WI)	9-23-79
45	9-267	14.728	Jennifer Wright (CA)	4-25-81
46	8-1693	14.423	Ruth Anderson (CA)	6-12-76
47	8-1291	14.055	Ruth Anderson (CA)	5-28-77
48	9-374	14.826	Dorothy Stock (CA)	8-4-81
49	8-1504	14.250	Dorothy Stock (CA)	8-17-82
50	8-1564	14.305	Nicki Hobson (CA)	4-25-81
51	8-1909	14.620	Nola Bruhn (WA)	8-5-80
52	8-922	13.718	Margaret Miller (CA)	7-29-78
53	7-1381	12.528	Lida Askew (TX)	2-9-80
54	8-187	13.046	Anne Johnson (CA)	7-26-83
55	7-860	12.052	Violet Leonard (WV)	5-8-76
56	7-78	11.337	Violet Leonard (WV)	5-8-77
	7-434p	11.662	Laurel Henley (US)	5-7-72
57	7-128	11.382	Violet Leonard (WV)	5-6-78
58	7-1021	12.199	Marcia Trent (AK)	7-18-76
59	6-709	10.304	Alice Werbel (CA)	7-12-75
60	6-498	10.111	E. Yeomans (CAN)	2-24-80
61	8-10	12.884	Marcia Trent (AK)	7-28-79
62	8-219	13.075	Marcia Trent (AK)	7- -80
63	7-1370	12.518	Marcia Trent (AK)	7-18-81
64	5-96	8.135	Edna Berg (MT)	1-19-80
65	5-950i	8.915	Edna Berg (MT)	1-17-81
67	6-505	10.118	Judy Simon (CA)	7-26-83
73	5-1124	9.075	Felicitas Salazar (CA)	8-17-82
74	5-1431	9.355	Felicitas Salazar (CA)	7-26-83
75	4-74	6.505	Marilla Salisbury (CA)	7-26-83

HIGH JUMP

35	5-7¾	1.72	Christa Voss (GFR)	8-2-78
	5-1	1.55	Phil Raschker (GA)	3-14-82
36	5-8¼	1.73	Christa Voss (GFR)	7-30-79
	5-2¼	1.58	Phil Raschker (GA)	7-2-83
37	5-5¾	1.67	Dorothy Tyler (GBR)	6-15-57
	5-2	1.57	Joanne Grissom (IN)	7-16-76
38	5-3	1.60	Dorothy Tyler (GBR)	4-30-58
	4-6	1.37	Cherrie Sherrard (CA)	6-18-77
	5-3½	1.61	Christa Voss (GFR)	- -80
39	5-3	1.60	Dorothy Tyler (GBR)	6-10-59
	4-6	1.37	Cherrie Sherrard (CA)	6-18-78
	5-3½p	1.61	Regina Nicolin (GFR)	9-23-78
40	5-3¼	1.60	M. Altmann (GFR)	5-22-77
	4-10	1.47	Joanne Grissom (IN)	7-27-79
41	5-4¼	1.63	Dorothy Tyler (GBR)	8-2-61
	4-9½	1.46	Joanne Grissom (IN)	6-30-80
42	5-2	1.57	Dorothy Tyler (GBR)	6-9-62
	4-8½	1.43	Joanne Grissom (IN)	3-28-81
43	5-1	1.55	Dorothy Tyler (GBR)	6-22-63
	4-7½	1.41	Joanne Grissom (IN)	8-10-81
44	5-0	1.52	Dorothy Tyler (GBR)	6-22-64
	4-4	1.32	Joanne Grissom (IN)	6-11-83
45	5-0	1.52	Dorothy Tyler (GBR)	7-18-65
	4-2¾	1.29	Joanne Grissom (IN)	8-7-83
46	4-10¼	1.48	Christa Stolze (GFR)	8-27-78
	4-3½	1.31	Shiela Newton (CA)	12-10-83
47	4-10	1.47	Grethe Bolstad (NOR)	7-31-83
	4-4	1.32	Shirley Smith (FL)	7-16-82
48	4-8¾	1.44	Corrie Roovers (HOL)	9-28-83
	4-2¾	1.29	Christel Miller (CA)	7-2-83
49	4-10	1.47	Elz. Krzesinska (POL)	5-8-83
	3-4½	1.03	Joan Tyksinski (CA)	8-16-81
50	4-10	1.47	Dorothy Tyler (GBR)	6-14-70
	3-10½	1.18	Alice Leicht (CA)	7-2-83
51	4-6¼	1.38	Christa Stolze (FRG)	7-16-82
	3-9¼	1.15	Alice Leicht (CA)	9-28-83
52	4-0¾	1.24	Agnes Blom (BEL)	9-28-83
	3-6	1.06	Ruth Christian (CA)	6-26-76
	3-6	1.06	Barb Greenleaf (CA)	5-30-81
	3-6	1.06	Shirley Kinsey (CA)	5-8-82
	3-6	1.06	Mila Kania (NY)	7-10-83
	4-1¼p	1.25	Audrey Wood (NZL)	- -77
53	4-3¼	1.30	Marianne Werner(GFR)	6-16-77
	3-9	1.14	Ruth Christian (CA)	6-26-77
54	4-3¼	1.30	Marianne Werner(GFR)	5-25-78
	3-8	1.12	Shelley Ammons (CO)	9-4-83
55	4-1¾	1.26	Kirsten Hveem (NOR)	1-12-81
	3-9	1.14	Bernice Holland (OH)	1-9-83
56	4-3¼	1.30	Vlasta Chlumska(CZE)	7-30-79
	3-6½	1.08	Bernice Holland (OH)	3-26-83

57	4-2¾	1.29	Kirsten Hveem (NOR)	9-25-82
	3-8	1.12	Joyce Varney (HI)	9-17-83
58	4-1¾	1.26	Kirsten Hveem (NOR)	9-28-83
	3-2¾	0.98	Edith Leiby (HI)	4-17-81
59	4-1¼	1.25	Audrey Wood (NZL)	9-24-83
60	3-10	1.17	Heather May (NZL)	7-27-83
	3-2	0.96	Virginia Landuyt (CA)	5-30-81
61	3-8	1.12	Heather May (NZL)	9-17-83
62	3-7¼	1.10	Annchen Reile (GFR)	8-9-77
	3-0	0.91	Dot Callan (HI)	10-12-80
63	3-9¼	1.15	Annchen Reile (GFR)	9-15-78
	3-0¼	0.92	Rudy Burr (HI)	10-30-77
64	3-7¼	1.10	Elizabeth Haule (GFR)	9-24-83
	3-9p	1.14	Annchen Reile (GFR)	- -79
65	3-7¾	1.11	Annchen Reile (GFR)	1-12-81
66	3-7	1.09	Shiela Evans (RSA)	6-13-81
67	3-5¼	1.05	Anny Binder (GFR)	7-16-82
68	3-5½	1.05	Shiela Evans (RSA)	7-3-83
	3-5¼	1.05	Annchen Reile (GFR)	9-24-83
69	3-5¼	1.05	Helga Mitschke (GFR)	9-24-83
71	3-0	0.91	Vivian Nelson (PA)	9-11-83
74	3-3½	1.00	Berta Hielscher (GFR)	9-24-83
75	3-3½	1.00	Irja Sarnama (FIN)	8-9-81
77	3-3½	1.00	Irja Sarnama (FIN)	9-24-83

LONG JUMP

35	21-4	6.50	Willye White (US)	10-26-74
36	20-2½	6.16	Willye White (US)	3-3-75
37	21-0½	6.41	Fran Janssen (HOL)	7-15-82
	20-10½	6.36	Willye White (US)	6-12-76
38	18-5¾	5.63	Dorit Breul (GFR)	1-8-81
	13-11	4.24	Cherrie Sherrard (CA)	7-2-77
	15-10½w	4.84	Cherrie Sherrard (CA)	6-25-77
39	18-6	5.64	Dorit Breul (GFR)	7-15-82
	15-0¼	4.58	Cherrie Sherrard (CA)	8-19-78
40	18-2¼	5.54	Marlene Altmann(GFR)	7-30-77
	15-7	4.75	Joanne Grissom (IN)	7-30-79
41	18-2¼	5.54	Helen Searle (AUS)	4-17-81
	16-9	5.10	Irene Obera (CA)	5-17-75
42	17-10¼	5.44	Helen Searle (AUS)	4-10-82
	16-10	5.13	Joanne Grissom (IN)	8-10-80
43	18-4	5.59	Helen Searle (AUS)	4-2-83
	16-7	5.05	Irene Obera (CA)	5-14-77
44	17-3¼	5.26	Maeve Kyle (IRE)	6-6-73
	16-10¾	5.15	Joanne Grissom (IN)	7-20-83
45	16-10	5.13	Maeve Kyle (IRE)	8-10-74
	15-9	4.80	Irene Obera (CA)	4-7-79
46	15-1½	4.61	Maeve Kyle (EIR)	7-5-75
	13-6½	4.13	Irene Obera (CA)	7-12-80
	15-9½p	4.81	E. Bauman (GFR)	- -80
	15-8¾p	4.79	R. Beck (GFR)	- -79
	15-7p	4.75	H. Burkle (GFR)	- -80
47	17-0	5.18	Corrie Roovers(HOL)	7-15-82
	14-10¼	4.53	Shirley Smith (FL)	12-10-82
48	16-1	4.90	Corrie Roovers (HOL)	9-28-83
	15-1	4.60	Shirley Smith (FL)	6-11-83
49	16-9½	5.12	Elz. Krzesinska (POL)	5-8-83
50	16-6½	5.04	Maeve Kyle (IRE)	7-29-79
	12-4	3.76	Alice Leicht (CA)	6-11-83
51	14-11¼	4.55	Maeve Kyle (EIR)	8-6-80
	12-8½	3.87	Alice Leicht (CA)	7-30-83
	13-4½w	4.07	Ruth Christian (CA)	6-28-75
52	15-3½	4.66	Olga Oldrichova (CZE)	8-6-80
	10-7¾	3.24	Mag. Kuehne (CA)	9-23-83
	12-6¼w	3.81	Ruth Christian (CA)	6-26-76
53	14-5¾	4.41	Eva Eschner (GFR)	7-15-82
	8-10¼	2.70	Joan Flynn (HI)	12-31-80
	12-5½w	3.80	Ruth Christian (CA)	6-26-77
54	14-10¾	4.54	Olga Oldrichova(CZE)	7-15-82
	11-11	3.63	Shirley Kinsey (CA)	8-21-83
	12-1½w	3.69	Shirley Kinsey (CA)	7-9-83
55	14-11½	4.56	Lie. Seuberlich (GFR)	7-15-82
	11-0½	3.36	Ruth Christian (CA)	8-18-79
56	14-10	4.52	Lie. Seuberlich (GFR)	7-17-83
57	14-5¼	4.40	Lie. Seuberlich (GFR)	9-23-83
	10-1¼	3.08	Florence Reardon(OH)	6-11-83
58	13-5¾	4.11	Kirsten Hveem (NOR)	7-30-83

Essie Kea (45) of Cleveland in the act of reaching the best shot put mark of her young masters career (24-8) at the Lake Erie indoor meet in January 1983. She also is a good high jumper achieving a best height of 4-1¼, one of the top marks in her division.

photo by Mike Eberts

59	12-3¼	3.74	Audrey Wood (NZL)	9-23-83
60	11-11½	3.64	Elizabeth Haule (GFR)	8-6-80
	7-10½p	2.40	Mary Holbert (MO)	6-12-82
61	10-5½	3.19	Heather May (NZL)	9-28-83
	14-3¼p	4.35	P. Schneiderhan(GFR)	9-23-83
	11-7½p	3.54	R. Kersten (GFR)	- -80
	11-0¼p	3.36	L. Balke (GFR)	- -80
	7-3p	2.21	Cornelia Spivey (VA)	5- -81
62	8-9¼	2.67	Annchen Reile (GFR)	8-10-77
	7-6	2.28	Dot Callan (HI)	10-12-80
	10-10¾p	3.32	G. Korn (GFR)	- -80
63	12-0	3.66	Liesel. Schultz (GFR)	9-23-83
	7-10¾	2.40	Evelyn Lercher (WA)	6-18-83
64	10-4	3.15	Elizabeth Haule (GFR)	9-23-83
	8-5½	2.58	Helen Stephens (US)	6-1-82
65	11-2	3.40	Rosaline Sole (NZL)	1-8-81
	10-5¼p	3.18	M. Bowermaster (OH)	9-23-83
	8-10p	2.69	Nancy Munford (VA)	5- -81
	8-9p	2.67	Katie Carlile (VA)	5- -81

66	9-11¾	3.04	Helga Mitschke (GFR)	8-6-80
67	9-11	3.02	Polly Clarke (CO)	5-21-78
68	10-11	3.33	Rosaline Sole (NZL)	9-16-83
	7-9½	2.37	Edith Mendyka (CA)	8-18-79
69	8-7	2.61	Edith Mendyka (CA)	5-24-80
70	9-9	2.97	Hanna Gelbrich (GFR)	9-23-83
	8-0	2.44	Edith Mendyka (CA)	5-16-81
71	9-11¼	3.03	Edith Mendyka (CA)	5-8-82
72	8-1¼	2.47	Edith Mendyka (CA)	5-21-83
75	8-5¾	2.58	Irja Sarnama (FIN)	8-7-81

SHOT PUT
(8 pounds/4 kgs)

35	60-11¼	18.57	G. Nekrasova (URS)	5-28-72
	45-3	13.79	Lynn Graham (CA)	4-9-83
	63-5½p	19.34	Faina Myelnik (URS)	- -80
36	58-10¼	17.94	A. Ivanova (URS)	9-4-69
	40-4½	12.30	Cherrie Sherrard (CA)	6-28-75
37	62-1¾	18.94	A. Ivanova (URS)	7-29-70
	39-3	11.96	Cherrie Sherrard (CA)	6-26-76
38	63-7½	19.39	A. Ivanova (URS)	7-17-71
	38-0	11.58	Cherrie Sherrard (CA)	7-3-77
39	61-9¾	18.84	A. Ivanova (URS)	8-11-72
	38-3	11.66	Cherrie Sherrard (CA)	5-27-78
40	62-6	19.05	A. Ivanova (URS)	8-28-73
	38-7	11.76	Joanne Grissom (IN)	7-19-79
41	62-10½	19.16	A. Ivanova (URS)	2-24-74
	42-4	12.90	Joanne Grissom (IN)	7-22-80
42	60-4½	18.40	A. Ivanova (URS)	5-17-75
	38-9¾	11.83	Joanne Grissom (IN)	8-10-80
43	60-5¼	18.42	A. Ivanova (URS)	6-23-76
	39-5	12.01	Joanne Grissom (IN)	7-21-82
44	45-10¾	13.99	Liesl Huber (GFR)	4-29-78
	37-2½	11.34	Joanne Grissom (IN)	2-7-83
45	46-6¼	14.18	Liesl Huber (GFR)	10-13-79
	35-5½	10.81	Joanne Grissom (IN)	8-7-83
46	45-11¾	14.01	Liesl Huber (GFR)	7-19-80
	27-7	8.41	Constance Wilson(OR)	7-24-81
47	41-10½	12.76	Sigrin Kofink (GFR)	7-17-82
	32-3	9.83	Shirley Smith (FL)	12-10-82
48	37-2½	11.34	Ruth Svedberg (SWE)	9-29-51
	29-2	8.89	Shirley Smith (FL)	12-17-83
49	37-4	11.38	I.M. De Preiss (ARG)	10-26-68
	26-3	8.00	Shirley Kinsey (CA)	5-12-79
50	36-11¼	11.26	Erika Steinle (GFR)	7-17-82
	28-6¼	8.69	Shirley Kinsey (CA)	4-19-80
51	41-11½	12.79	Marianne Hamm(GFR)	7-30-79
	29-10	9.09	Shirley Kinsey (CA)	5-9-81
52	40-7¾	12.39	Marianne Hamm(GFR)	8-6-80
	31-9½	9.69	Shirley Kinsey (CA)	1-31-82
53	38-5	11.71	Marianne Hamm(GFR)	1-13-81
	31-2½	9.51	Shirley Kinsey (CA)	6-19-82
54	41-2	12.55	Marianne Hamm(GFR)	7-17-82
	32-1¾	9.80	Shirley Kinsey (CA)	7-2-83
55	36-9¼	11.21	Marianne Hamm(GFR)	9-23-83
	29-2¼	8.89	Bernice Holland (OH)	1-9-83
56	36-5¾	11.12	Ada Turci (ITA)	5-31-80
	32-1½	9.79	Bernice Holland (OH)	6-11-83
57	34-11	10.64	Lena Grobler (RSA)	5-9-81
	20-10½	6.36	Barbara Hummel (OH)	7-24-82
58	28-0¼	8.54	Isle Pleuger (GFR)	7-17-82
	19-9	6.02	Barbara Hummel (OH)	9-17-83
59	30-1	9.17	L. Kammermeier(GFR)	7-30-79
	19-10	6.04	Mary Schanzle (FL)	5-14-83
60	28-3	8.61	Edith Mendyka (CA)	6-20-71
	38-6¼p	11.74	M. Van As (RSA)	5-9-81
61	31-4	9.55	Edith Mendyka (CA)	6-17-72
	34-7½p	10.55	M. Van As (RSA)	10-16-82
62	29-3¼	8.92	Annchen Reile (GFR)	8-9-77
	29-2½	8.90	Edith Mendyka (CA)	6-23-73
63	27-6	8.38	Edith Mendyka (CA)	6-22-74
64	36-2½	11.03	Helen Stephens (MO)	6-1-82
65	35-4	10.77	Helen Stephens (MO)	6-1-83
66	27-2½	8.29	Edith Mendyka (CA)	6-26-77
67	26-9¼	8.16	Anny Binder (GFR)	7-17-82
	18-11	5.76	Eliz. Partridge (FL)	3-14-82
68	28-2¾	8.60	Edith Mendyka (CA)	8-18-79
69	27-10	8.48	Edith Mendyka (CA)	10-4-80
70	29-3	8.91	Edith Mendyka (CA)	5-9-81
71	28-0	8.53	Edith Mendyka (CA)	7-24-82
72	29-8	9.04	Edith Mendyka (CA)	2-19-83
73	16-2¼p	4.93	Mitzi Probst (US)	6-11-83
75	23-7½	7.20	Irja Sarnama (FIN)	8-9-81
	12-1	3.68	Marilla Salisbury (CA)	12-26-82
76	24-2½	7.38	Irja Sarnama (FIN)	7-17-82
	10-9¼	3.28	Marilla Salisbury (CA)	9-23-83
77	25-6	7.77	Irja Sarnama (FIN)	9-23-83
80	8-9	2.67	Kiyoko Koyama (JPN)	4-16-76

DISCUS THROW
(1.0 kg)

35	228-4	69.60	Faina Myelnik (URS)	9-9-80
	122-11	37.46	Lynn Graham (CA)	4-9-83
	124-2p	37.84	Marion Matas (US)	7-31-82
36	212-7	64.80	Faina Myelnik (URS)	9-16-81
	88-9	27.05	Cherrie Sherrard (CA)	66-29-75
37	198-7	60.54	Helgi Parts (URS)	8-30-75
	91-4	27.84	Cherrie Sherrrard (CA)	6-27-76
38	206-4	62.90	Helgi Parts (URS)	10-7-75
	92-4	28.14	Cherrie Sherrard (CA)	6-19-77
39	204-8	62.38	Helgi Parts (URS)	9-16-76
	94-8	28.85	Cherrie Sherrard (CA)	6-18-78
40	206-5	62.92	Helgi Parts (URS)	10-4-78
	91-11	28.01	Cherrie Sherrard (CA)	6-24-79
41	181-10	55.44	Rosemary Payne(GBR)	6-19-74
	94-10	28.90	Cherrie Sherrrd (CA)	6-22-80
	201-7p	61.44	Helgi Parts (URS)	- -79
42	198-10	60.62	Helgi Parts (URS)	9-9-80
	98-2	29.92	Joanne Grissom (IN)	7-14-81
	209-0p	63.70	Helgi Parts (URS)	- -80
43	203-3	61.96	Helgi Parts (URS)	9-15-80
	84-3	25.68	Joanne Grissom (IN)	6-12-82
44	148-2	45.16	Almut Broemmel(GFR)	8-1-79
	97-0	29.56	Joanne Grissom (IN)	7-20-83
	156-9p	47.78	Odete Domingos(BRA)	- -79
	150-0p	45.72	Almut Broemmel(GFR)	- -79
45	151-0	46.04	Almut Broemmel(GFR)	9-13-80
	106-5	32.44	Joanne Grissom (IN)	8-7-83
	154-7p	47.12	Odete Domingos(BRA)	- -80
46	158-3	48.24	Odete Domingos(BRA)	1-10-81
	79-6	24.24	Constance Wilson(OR)	8-23-81
47	160-7	48.94	Odete Domingos(BRA)	4-8-82
	75-11	23.14	Constance Wilson(OR)	7-30-82
48	134-0	40.86	Almut Broemmel(GFR)	9-25-83
	82-7	25.17	Anne Cirulnick (NY)	6-19-83
49	129-3	39.40	I.M. DePreiss (ARG)	5-18-68
	86-8	26.41	Shirley Kinsey (CA)	5-26-79
	134-4p	40.96	Step. Mertova (CZE)	- -80
50	124-4	37.90	I.M. DePreiss (ARG)	10-19-69
	88-6	26.99	Shirley Kinsey (CA)	4-19-80
51	130-4	39.74	Ruth Svedberg (SWE)	9-17-54
	88-8	27.02	Shirley Kinsey (CA)	5-9-81
52	110-9	33.76	Sylvia White (AUS)	4-11-82
	85-5	26.05	Shirley Kinsey (CA)	5-8-82
53	127-5	38.84	Marianne Werner(GFR)	6-16-77
	90-4	27.53	Shirley Kinsey (CA)	7-10-82
54	108-5	33.06	Marianne Hamm(GFR)	7-16-82
	85-1¼	25.94	Shirley Kinsey (CA)	7-23-83
	109-10p	33.48	Ruth Svedberg (SWE)	- -57
55	106-7	32.50	Marianne Hamm(GRF)	9-25-83
	89-5	27.25	Bernice Holland (OH)	9-12-82
	108-4p	33.02	Ruth Svedberg (SWE)	- -58
56	96-0	29.26	Annchen Reile (GFR)	8-18-71
	89-11	27.40	Bernice Holland (OH)	8-6-83
57	96-3	29.34	Annchen Reile (GFR)	8-5-72
	52-1	15.87	Barbara Hummel (OH)	7-25-82
58	99-0	30.18	Annchen Reile (GFR)	3-24-74
	51-2	15.59	Barbara Hummell(OH)	9-17-83
59	69-9	21.26	Cissie Malan (RSA)	5-9-81
	48-8	14.83	Mary Schanzle (FL)	5-14-83

60	101-3	30.86	Annchen Reile (GFR)	10-19-75
	61-1	18.62	Edith Mendyka (CA)	6-21-71
61	95-3	29.04	Annchen Reile (GFR)	6-15-77
	36-9p	11.20	Cornelia Spivey (VA)	5- -81
	34-4p	10.46	Margaret Sibley (OH)	6-12-82
62	92-3	28.12	Annchen Reile (GFR)	
	64-3	19.58	Edith Mendyka (CA)	6-24-73
63	88-8	27.04	Annchen Reile (GFR)	9-15-78
	61-2	18.64	Edith Mendyka (CA)	6-23-74
64	92-11	28.34	Annchen Reile (GFR)	8-1-79
	73-7	22.43	Helen Stephens (MO)	6-1-82
	93-4p	28.46	Annchen Reile (GFR)	- -79
65	87-1	26.54	Annchen Reile (GFR)	1-8-81
	59-7	18.16	Edith Mendyka (CA)	3-27-76
66	94-9¾	28.90	Annchen Reile (GFR)	8-9-81
	41-0	12.49	Katherine York (CA)	10-6-79
67	62-3	18.97	Edith Mendyka (CA)	6-24-78
68	83-2	25.35	Annchen Reile (GFR)	9-25-83
	63-6	19.35	Edith Mendyka (CA)	10-6-79
69	69-7½	21.22	Hanna Gelbrich (GFR)	7-16-82
	60-7	18.46	Edith Mendyka (CA)	7-13-80
70	66-5	20.24	V. Wischmann (FRG)	7-16-82
	62-6	19.05	Edith Mendyka (CA)	8-8-81
71	62-3	18.97	Edith Mendyka (CA)	3-13-82
72	61-6¼	18.75	V. Wischmann (GFR)	9-25-83
	58-10	17.93	Edith Mendyka (CA)	5-14-83
73	28-2p	8.58	Mitzi Probst (US)	6-11-83
75	55-0	16.78	Irja Sarnama (FIN)	8-7-81
	21-3	6.48	Marilla Salisbury (CA)	10-2-82
76	54-2½	16.52	Irja Sarnama (FIN)	7-16-82
	23-2¾	7.08	Marilla Salisbury (CA)	9-25-83
77	55-11	17.04	Irja Sarnama (FIN)	9-25-83

JAVELIN THROW
(600 grams)

35	185-10	56.66	Dana Zatopkova (CZE)	9-13-58
	98-2	29.92	Karen Huff (IL)	6-23-79
36	189-10	57.86	Anne. Gerhards (GFR)	7-24-71
	70-11	21.61	S. Schumacher(CA)	8-27-83
37	193-4	58.94	Anne. Gerhards (GFR)	8-13-72
	131-8	40.14	Marlene Piper (US)	1-12-81
38	184	56.10	Dana Zatopkova (CZE)	6-24-61
	62-7	19.08	Sandy Pashkin (NY)	7-3-81
	82-6p	25.14	Paddy Reddaway (US)	7-30-83
	74-2p	22.60	Jane Ferber (NY)	8-12-83
39	172-4	52.54	Anne. Gerhards (GFR)	7-27-74
	65-3	19.90	Ursula Schreiber (CA)	7-8-78
40	167-2	50.96	Dana Zatopkova (CZE)	9-8-63
	70-2	21.40	Kathleen Riss (NJ)	6-28-81
	105-3p	32.08	Sharon Hansen (US)	5-12-79
41	165-6	50.44	Dana Zatopkova (CZE)	7-15-64
	78-3	23.85	Frances Conley (CA)	8-16-81
	102-9p	31.32	Carole Leaf (NY)	9-11-83
42	167-8	51.12	Dana Zatopkova (CZE)	9-19-64
	84-10	25.86	Frances Conley (CA)	7-24-83
43	158-6	48.32	Almut Broemmel(GFR)	7-1-78
	110-9	33.76	Joanne Grissom (IN)	7-5-82
44	152-11	46.62	Almut Broemmel(GFR)	7-31-79
	87-0	26.52	Joanne Grissom (IN)	6-11-83
	157-8p	48.06	Anne. Gerhards (GFR)	- -80
45	156-7	47.74	Anne. Gerhards (GFR)	5-30-81
	77-10	23.72	Joanne Grissom (IN)	9-17-83
46	145-0	44.20	Mary Thomas (AUS)	4-17-81
	60-11	18.57	Dapha Cotton (OH)	8-6-83
47	124-10	38.06	Almut Broemmel(GFR)	7-15-82
	88-11	27.10	Shirley Smith (FL)	12-11-82
48	124-6	37.96	Almut Broemmel(GFR)	9-26-83
	102-8	31.30	Christel Miller (CA)	3-23-83
49	107-8	32.82	Lieselotte Liess (GFR)	7-15-82
	69-6	21.18	Shirley Kinsey (CA)	1-14-79
50	100-7	30.66	Sylvia White (AUS)	4-5-80
	77-2	23.52	Shirley Kinsey (CA)	7-31-79
51	118-10	36.22	Sylvia White (AUS)	1-12-81
	84-0	25.60	Shirley Kinsey (CA)	1-12-81
52	116-9	35.58	Sylvia White (AUS)	3-6-82
	84-11	25.88	Shirley Kinsey (CA)	10-3-81
53	102-3	31.18	Sylvia White (AUS)	4-3-83
	87-9	26.74	Shirley Kinsey (CA)	5-21-83
54	91-10	28.00	Lena Grobler (RSA)	8-10-77
	88-2	26.87	Shirley Kinsey (CA)	8-27-83
55	94-7¾	28.85	Marianne Hamm(GFR)	9-26-83
	83-4	25.41	Bernice Holland (OH)	9-12-82
56	93-5	28.48	Ada Turci (ITA)	8-7-80
	79-5¼	24.21	Bernice Holland (OH)	9-26-83
57	118-7	36.14	Lena Grobler (RSA)	5-2-81
	79-3¼	24.16	Shirley Dietderich(CA)	12-10-83
58	87-4¾	26.64	Ada Turci (ITA)	7-15-82
	50-0	15.24	Barbara Hummel (OH)	9-17-83
59	86-4	26.32	Cissie Malan (RSA)	5-9-81
	36-0	10.97	Mary Schanzle (FL)	5-28-83
60	79-7	24.26	Annchen Reile (GFR)	9-10-75
	74-8	22.76	Edith Mendyka (CA)	6-19-71
	92-7p	28.22	M. Van As (RSA)	5-2-81
61	76-1	23.19	Edith Mendyka (CA)	6-17-72
62	83-4	25.40	Annchen Reile (GFR)	8-10-77
	65-3	19.89	Edith Mendyka (CA)	6-24-73
63	67-2	20.47	Edith Mendyka (CA)	6-22-74
64	82-5	25.14	Annchen Reile (GFR)	7-31-79
	72-0	21.94	Edith Mendyka (CA)	6-28-75
65	84-7	25.80	Hanna Gelbrich (GFR)	8-6-80
	74-0	22.55	Edith Mendyka (CA)	6-27-76
66	72-0	21.94	Edith Mendyka (CA)	6-26-77
67	80-7¾	24.58	Hanna Gelbrich (GRF)	7-15-82
	35-8	10.87	Eliz. Partridge (FL)	12-11-82
68	72-6½	22.11	Annchen Reile (GFR)	9-26-83
	69-5	21.16	Edith Mendyka (CA)	5-12-79
69	72-0	21.94	Edith Mendyka (CA)	7-12-80
70	81-11	24.97	Hanna Gelbrich (GFR)	9-26-83
	71-8	21.84	Edith Mendyka (CA)	8-9-81
71	71-8	21.84	Edith Mendyka (CA)	3-13-82
72	75-6	23.01	V. Wischmann (GFR)	9-26-83
	72-7	22.12	Edith Mendyka (CA)	5-14-83
73	26-1p	7.95	Mitzi Probst (US)	6-11-83
75	71-8	21.84	Irja Sarnama (FIN)	8-7-81
	17-8	5.38	Marilla Salisbury (CA)	10-2-82
76	20-0¼	6.10	Marilla Salisbury (CA)	9-26-83
77	74-2½	22.62	Irja Sarnama (FIN)	9-26-83

MEN'S RACE WALKING

John Kelly (54) of Santa Monica, CA, a former Irish Olympian, nearing the finish of the Santa Monica Half Marathon in August 1983. John received the bronze medal in the 5000 meter race walk, and a fourth place award in the 20 kilometer walk in the recent World Games. *photo by Richard Slotkin*

TWO MILE WALK

40	14:01i	Ron Kulik (NJ)	2-24-78
41	14:14i	Ron Kulik (NJ)	3-18-79
42	14:58	Ron Kulik (NJ)	6-8-80
43	14:24i	Ron Kulik (NJ)	2-27-81
44	14:11i	Ron Kulik (NJ)	2-26-82
45	14:15i	Bill Ranney (CA)	2-22-81
46	15:26i	Sal Corrallo (VA)	2-6-77
47	15:02i	Howard Jacobsen (NY)	2-19-78
48	14:35i	Jack Boitano (CT)	3-14-81
49	14:57i	Jack Boitano (CT)	3-21-82
50	15:12i	Jack Boitano (CT)	2-19-83
51	15:25	Sal Corralo (VA)	12-19-82
52	15:08i	Sal Corralo (VA)	2-20-83
53	15:48	Robert Mimm (NJ)	8- -78
54	16:16i	Robert Mimm (NJ)	3-18-79
55	16:02i	Robert Mimm (NJ)	3-29-80
56	16:53	Don Johnson (NJ)	4-26-73
57	16:51	Don Johnson (NJ)	7-20-74
58	16:37i	Robert Mimm (NJ)	3-27-83
59	17:59i	Tim Dyas (NJ)	2-3-80
60	17:09	Dick Horsley (AUS)	3-7-73
	17:59i	Don Johnson (NJ)	3-13-77
61	17:57	Don Johnson (NJ)	6-18-78
62	17:56i	Don Johnson (NJ)	3-18-79
63	18:00i	Don Johnson (NJ)	3-9-80
64	17:59i	Don Johnson (NJ)	3-22-81
65	18:55	Don Johnson (NJ)	6-14-82
66	18:21	Don Johnson (NJ)	8-16-83
67	19:49i	Dave Lakritz (NY)	3-13-77
68	18:24	Dave Lakritz (NY)	6-25-78
69	18:30	Gordon Wallace (AZ)	4-7-79
70	18:11	Gordon Wallace (AZ)	4-19-80
71	18:32i	Dave Lakritz (NY)	2-15-81
72	18:56	Gordon Wallace (AZ)	6-12-82
73	19:09	Gordon Wallace (AZ)	8-20-83
75	19:28	Chesley Unruh (CA)	6-19-82
76	23:16	Chesley Unruh (CA)	8-27-83

5k WALK

40	20:57	Larry Walker (CA)	3-5-83
41	22:25	Piergiorgio Andreotti (ITA)	8-28-82
	22:27	Ron Laird (CA)	7-7-79
42	22:07	Bill Ranney (CA)	5-14-78
43	22:34	Julius Muller (WG)	8-28-82
	23:07	Bill Ranney (CA)	8-19-78
44	21:58	Bill Ranney (CA)	8-9-79
45	23:12	Claude Fillinger (FRA)	9-10-78
	23:50	Ron Lulik (NJ)	2-20-83
46	22:33	Bill Ranney (CA)	7-4-82
47	23:25	Jack Boitano (CT)	6-29-80
48	22:37	Abdom Pamich (ITA)	8-28-82
	23:37	Jack Boitano (CT)	6-21-81
49	23:50	Jack Boitano (CT)	11-20-82
50	24:24	Enrico Ruina (ITA)	11-4-79
	24:30	Sal Corrallo (VA)	7-4-81
51	23:57	Lennart Simu (SWE)	8-12-77
	24:23	Sal Corrallo (VA)	1-1-83
52	24:34	Sal Corrallo (VA)	2-19-83
53	24:43	John Allen (CA)	6-24-79
54	25:26	Robert Mimm (NJ)	7-7-79
55	24:47	Hakon Nilsen (NOR)	8-12-77
	25:22	Robert Mimm (NJ)	8-18-80
	24:29p	Bryan Hawkins (GB)	7-2-83
56	25:50	Robert Mimm (NJ)	4-17-81
57	25:01	John Ljunggren (SWE)	8-12-77
	25:37	Robert Mimm (NJ)	7-5-82
58	25:45	Max Gould (CAN)	8-13-75
	25:44	Robert Mimm (NJ)	8-15-83
59	25:41	Max Gould (CAN)	9-11-76
	28:21	Gene Askew (TX)	7-15-79
60	25:18	Max Gould (CAN)	5-6-78
	27:26	Don Johnson (NJ)	8-12-77
61	25:21	Max Gould (CAN)	10-14-78
	28:14	Don Johnson (NJ)	7-8-78
62	25:37	Max Gould (CAN)	6-14-80
	27:11	Anthony Medieros (MA)	8-8-75
63	26:31	Max Gould (CAN)	9-28-80
	28:21	Don Johnson (NJ)	8-4-80
64	28:01	Alfred Poole (GBR)	9-20-78
	28:20	Don Johnson (NJ)	8-3-81
65	29:20	Jochen Mueller (WG)	9-20-78
	28:52	Don Johnson (NJ)	8-16-82
66	25:44	Tom Daintry (AUS)	3-25-78
	28:40	Don Johnson (NJ)	8-15-83
67	29:13	Chico Scimone (ITA)	6-16-79
	31:20	Lawrence O'Neil (MT)	8-8-75
68	26:23	Tom Daintry (AUS)	4-15-79
	29:46	Gordon Wallace (AZ)	8-19-78
69	26:27	Tom Daintry (AUS)	1-11-81
	29:12	Gordon Wallace (AZ)	4-7-79
70	28:39	Gordon Wallace (AZ)	4-19-80
71	27:02	Tom Daintry (AUS)	4-11-82
	29:48	Gordon Wallace (AZ)	8-15-81
72	29:15	Gordon Wallace (AZ)	6-12-82
73	28:09	Alfred Roberts (GBR)	8-13-75
	29:55	Gordon Wallace (AZ)	8-20-83
74	31:35	Chesley Unruh (CA)	8-15-81
75	29:25	Alfred Roberts (GBR)	8-12-77
	31:25	Chesley Unruh (CA)	6-19-82
76	31:19	Albert Theobald (AUS)	12-23-73
	32:28	Chesley Unruh (CA)	3-5-83
77	34:58	Win McFadden (CA)	6-19-82
78	34:44	Tom Hughes (RSA)	3-28-81
79	35:26	Edward Doran (NY)	8-13-75
80	30:42	Albert Theobald (AUS)	8-12-77
82	32:35	Albert Theobald (AUS)	3-24-79
	34:54	Paul Spangler (CA)	8-8-81
83	32:21	Albert Theobald (AUS)	4-6-80
	34:52	Paul Spangler (CA)	6-19-82
84	37:35	Paul Spangler (CA)	9-26-83
85	33:15	Albert Theobald (AUS)	4-11-82
86	33:15	Albert Theobald (AUS)	4-2-83

10k WALK

40	43:23	Larry Walker (CA)	12-4-83
41	45:37	John Knifton (TX)	4-26-81
42	45:36	Piergiorgio Andreotti(ITA)	4-23-83
	46:39	Bill Ranney (CA)	4-2-78
43	45:12	John Knifton (TX)	10-16-82
44	44:46	Abdom Pamich (ITA)	10-18-77
	45:15	John Knifton (TX)	10-22-83
45	48:56	B. Lanfranco (ITA)	7-28-79
	48:54	Chuck Marut (CA)	5-1-83
46	46:38	Bill Ranney (CA)	5-9-82
47	47:56	Bill Ranney (CA)	1-9-83
48	48:52	Jack Boitano (CT)	5-10-81
49	50:44	Jack Boitano (CT)	6-27-82
50	49:47	Jack Boitano (CT)	9-25-83
51	49:19	Sal Corrallo (VA)	1-1-83
52	49:18	Alan Scott (SWE)	7-28-79
	49:57	Sal Corrallo (VA)	2-19-83
53	50:31	John Allen (CA)	3-17-79
54	50:45	Robert Mimm (NJ)	7-28-79
55	52:36	Bruno Fait (ITA)	7-28-79
	53:25	Robert Mimm (NJ)	12-23-79
56	53:31i	Don Johnson (NJ)	2-10-73
57	53:45	Robert Mimm (NJ)	12-13-81
58	53:18	Robert Mimm (NJ)	12-19-82
59	54:06	Robert Mimm (NJ)	10-30-83
60	52:00	Max Gould (CAN)	7-16-78
	57:57	Fred Brown (MA)	6-9-66
61	51:20	Max Gould (CAN)	10-14-78
	56:30	Don Johnson (NJ)	7-4-78
62	52:26	Max Gould (CAN)	7-28-79
	57:06	Don Johnson (NJ)	7-28-79
63	53:22	Max Gould (CAN)	9-28-80
	57:00	Don Johnson (NJ)	5-6-80
64	58:30	Don Johnson (NJ)	5-3-81
65	55:30	George Braceland (PA)	12-23-78
66	58:27	Jochen Mueller (WG)	7-28-79
	60:00	Don Johnson (NJ)	8-13-83
67	58:03	Chico Scimone (ITA)	7-28-79
	60:37	George Braceland (PA)	4-5-81
68	57:12	Dick Horsley (AUS)	7-18-81
	64:50	Anthony Medieros (MA)	11-8-81
69	59:27	Dick Horsley (AUS)	4-24-82
	59:50	Gordon Wallace (AZ)	7-28-79
70	54:17	Tom Daintry (AUS)	5-9-81
	61:13	Gordon Wallace (AZ)	7-12-80
71	63:57	Gordon Wallace (AZ)	1-13-81
72	61:02	Connor Johnson (RSA)	7-28-79
	61:45	Giulio De Petra (CA)	8-21-83
73	64:29	Gordon Wallace (AZ)	5-15-83
74	67:11	John Hanna (CA)	6-12-83
76	74:26p	Henry Bent (MO)	2-19-77
77	61:18	Alfred Roberts (GBR)	7-28-79
79	81:25	Edward Doran (NY)	5-23-76
80	92:31p	Gardner Spooner (MA)	5-12-68
81	76:07	Walter Keeler (GBR)	7-28-79
82	66:40	Albert Theobald (AUS)	6-2-79
	73:29	Paul Spangler (CA)	6-28-81
83	66:24	Albert Theobald (AUS)	3-5-80

15k WALK

40	1:07:34	Larry Walker (CA)	5-15-83
41	1:09:52	Ron Laird (CA)	7-31-79
42	1:08:49	Piergiorgio Andreotti(ITA)	4-23-83
	1:13:09	Ron Kulik (NJ)	4-20-80
43	1:12:44	K. Harding (GBR)	8-25-72
	1:14:21	Bill Ranney (CA)	7-1-79
44	1:10:28	K. Harding (GBR)	2-23-74
	1:10:53	Bill Ranney (CA)	6-13-80
45	1:15:21	Rudy Haluza (CA)	12-19-76
46	1:14:30	Bill Ranney (CA)	2-7-82
47	1:17:53	Bill Ranney (CA)	1-9-83
48	1:17:13	Jack Boitano (CT)	3-28-81
49	1:13:03	J.A. Barraclough (GBR)	8-25-72
	1:16:37	Jack Boitano (CT)	6-27-82
50	1:19:01	Sal Corrallo (VA)	7-11-81
51	1:19:53	Sal Corrallo (VA)	5-9-82
52	1:17:55	Sal Corrallo (VA)	5-8-83
53	1:18:07	John Allen (CA)	3-17-79
54	1:22:13	Anthony Medieros (MA)	11-19-67
55	1:26:31	Don Johnson (NJ)	8-24-72
56	1:23:20	Robert Mimm (NJ)	1-13-81
57	1:23:37	Robert Mimm (NJ)	5-9-82
58	1:23:04	Alfred Poole (GB)	8-25-72
	1:24:18	Robert Mimm (NJ)	1-16-83
59	1:28:18	Gene Askew (TX)	9-16-79
60	1:23:05	Dick Horsley (AUS)	9-1-73
	1:28:28	Allan Phillips (MI)	10-2-83
61	1:30:26	Don Johnson (NJ)	5-21-78
62	1:24:35	Anthony Medieros (MA)	10-11-75
63	1:20:12	Max Gould (CAN)	9-28-80
	1:30:19	Don Johnson (NJ)	10-3-80
64	1:24:10	Anthony Medieros (MA)	9-17-77
65	1:30:32	George Braceland (PA)	1-14-79
66	1:36:47	Anthony Medieros (MA)	12-16-79
67	1:33:00	Harold McWilliams (CA)	5-15-83
68	1:37:05	A.H. East (GBR)	8-25-72
	1:38:13	Gordon Wallace (AZ)	9-17-78

69	1:33:42	Gordon Wallace (AZ)	6-2-79
70	1:22:53	Tom Daintry (AUS)	4-25-81
	1:32:30	Gordon Wallace (AZ)	7-12-80
71	1:35:38	Gordon Wallace (AZ)	1-13-81
72	1:31:57	Giulio De Petra (CA)	8-21-83
73	1:37:51	Gordon Wallace (AZ)	5-15-83
74	2:05:19	Alfred Guth (CA)	5-15-83
75	1:32:52	Albert Theobald (AUS)	8-25-72
	1:51:47	Chesley Unruh (CA)	5-9-82
76	1:34:47	Albert Theobald (AUS)	12-23-73
	2:02:36	Morris Davis (NY)	12-1-74
78	2:08:06	Morris Davis (NY)	11-28-76
79	2:19:35	Edward Doran (NY)	11-30-75
	2:14:04p	Gardner Spooner (MA)	11-19-67
80	2:15:05	Edward Doran (NY)	11-28-76
82	2:20:29	Edward Doran (NY)	11-26-78

20k WALK

40	1:28:57	Gerhard Weidner (GDR)	10-28-73
	1:33:06	John Knifton (TX)	12-27-79
41	1:28:55	Gerhard Weidner (GDR)	6-8-74
	1:33:29	John Knifton (TX)	10-19-80
42	1:32:10	Piergiorgio Andreotti (ITA)	4-23-83
	1:35:13	Bill Ranney (CA)	3-12-78
43	1:27:40	Gerhard Weidner (GDR)	4-16-76
	1:36:51	John Knifton (TX)	3-13-83
44	1:28:09	Abdum Pamich (ITA)	9-15-78
	1:34:51	Bill Ranney (CA)	6-13-80
45	1:31:21	Gerhard Weidner (GDR)	8-12-78
	1:42:30	Bill Ranney (CA)	5-3-81
46	1:28:45	Gerhard Weidner (GDR)	8-11-79
	1:39:31	Bill Ranney (CA)	2-7-82
47	1:30:26	Gerhard Weidner (GDR)	6-7-80
	1:43:02	Jack Boitano (CT)	7-6-80
48	1:35:25	Gerhard Weidner (GDR)	5-2-81
	1:44:30	Sal Corrallo (VA)	8-11-79
49	1:34:15	Gerhard Weidner (GDR)	7-24-82
	1:47:53	Jack Boitano (CT)	8-15-82
50	1:44:09	Alex Oakley (CAN)	7-23-76
	1:45:33	Robert Mimm (NJ)	3-16-75
51	1:45:10	Enrico Ruina (ITA)	8-10-80
	1:46:04	Sal Corrallo (VA)	6-6-82
52	1:43:28	John Allen (CA)	8-20-78
53	1:46:10	John Allen (CA)	3-17-79
54	1:45:23	Herward Kloppe (GDR)	9-15-78
	1:49:27	Robert Mimm (NJ)	7-31-79
55	1:48:07	Hakon Nilsen (NOR)	8-13-77
	1:54:49	Robert Mimm (NJ)	7-6-80
56	1:49:13	Robert Mimm (NJ)	1-13-81
57	1:44:50	John Ljunggren (SWE)	8-13-77
	1:52:31	Robert Mimm (NJ)	1-24-82
58	1:53:33	Bruno Fait (ITA)	9-19-82
	1:53:43	Robert Mimm (NJ)	1-30-83
59	1:53:26	Jochen Muller (GDR)	10-1-72
	2:04:03	Joe Vitucci (OH)	5-29-83
60	1:47:38	Max Gould (CAN)	8-13-77
	1:58:53	Allan Phillips (MI)	10-2-83
61	1:44:23	Max Gould (CAN)	9-15-78
	2:01:48	Don Johnson (NJ)	7-9-78
62	1:52:57	Max Gould (CAN)	7-31-79
	1:58:40	Anthony Medieros (MA)	4-6-76
63	1:49:29	Max Gould (CAN)	9-28-80
	2:01:40	Don Johnson (NJ)	1-25-81
64	1:52:46	Alfred Poole (GBR)	9-15-78
	2:03:18	Don Johnson (NJ)	7-19-81
65	1:58:09	Jochen Muller (GDR)	8-5-78
	1:59:05	George Braceland (PA)	11-12-78
66	1:58:26	Chico Scimone (ITA)	9-15-78
	2:05:19	Don Johnson (NJ)	9-29-83
67	2:06:46	Hans-G. Horstmann (GDR)	7-31-79
	2:21:33	Mickey Blakesley (CA)	11-18-79
	2:18:39p	Nat Ringler (NY)	10-27-74
68	2:01:42	Jaroslav Stork-Zofka (CZE)	8-13-77
	2:14:26	Anthony Medieros (MA)	11-8-81
69	1:51:18	Tom Daintry (AUS)	1-13-81
	2:03:58	Gordon Wallace (AZ)	7-31-79
70	2:07:09	Gordon Wallace (AZ)	11-2-80
71	2:02:13	Tom Daintry (AUS)	4-4-83
	2:08:43	Gordon Wallace (AZ)	1-13-81
72	2:04:47	Giulio De Petra (CA)	8-21-83
73	2:13:16	Gordon Wallace (AZ)	9-29-83
74	2:14:56	Chesley Unruh (CA)	1-13-81
75	2:08:43	Alfred Roberts (GBR)	8-13-77
	2:35:02	Chesley Unruh (CA)	8-8-82
	2:34:17p	Henry Bent (MO)	5-27-76
76	1:59:42	Alfred Roberts (GBR)	9-15-78
	2:20:10	Morris Davis (NY)	10-27-74
77	2:07:33	Alfred Roberts (GBR)	7-31-79
	2:41:38p	Henry Bent (MO)	4-1-78
78	2:42:22p	Henry Bent (MO)	12-1-79
79	2:41:36	Walter Keeler (GBR)	8-13-77
80	2:11:55	Albert Theobald (AUS)	8-13-77
81	2:38:12	Walter Keeler (GBR)	7-31-79
82	2:38:48	Walter Keeler (GBR)	8-10-80
83	2:22:12	Albert Theobald (AUS)	1-13-81
85	2:26:07	Albert Theobald (AUS)	8-21-82
86	2:28:24	Albert Theobald (AUS)	4-4-83

25k WALK

40	2:01:22	John Knifton (TX)	3-23-80
41	2:02:46	Roy Thorpe (GBR)	8-16-75
	2:10:18	Ron Kulik (NJ)	11-16-78
42	2:10:32	Jeff Bomer (TX)	11-26-78
43	2:08:00	Bill Ranney (CA)	3-18-79
44	2:05:22	Bill Ranney (CA)	10-28-79
45	2:04:52	Bill Ranney (CA)	7-13-80
46	2:11:54	Bill Ranney (CA)	3-28-82
47	2:15:20	Sal Corrallo (VA)	11-26-78
48	2:13:55	Jack Boitano (CT)	7-19-81
49	2:06:26	Alex Oakley (CAN)	8-16-75
	2:16:59	Sal Corrallo (VA)	11-2-80
50	2:15:38	Wilhelm Soderlund (SWE)	8-16-75
	2:16:13	Sal Corrallo (VA)	7-19-81
51	2:16:48	John Pottage (AUS)	8-16-75
	2:20:55	Robert Mimm (NJ)	4-25-76
52	2:11:01	John Allen (CA)	11-26-78
53	2:26:46	Fred Dunn (CA)	3-28-82
54	2:22:28	John Stowers (TX)	10-17-82
55	2:26:31	Robert Mimm (NJ)	12-16-79
56	2:25:45	Don Johnson (NJ)	3-18-73
57	2:27:46	Kaare Hammer (NOR)	8-16-75
	2:29:40	Robert Mimm (NJ)	9-27-82
58	2:19:33	Max Gould (CAN)	8-16-75
	2:22:37	Robert Mimm (NJ)	4-10-83
59	2:31:47	Jan Blidberg (SWE)	8-16-75
	2:38:29	Tim Dyas (NJ)	11-4-79
60	2:35:31	Lawrence O'Neil (MT)	8-24-68
61	2:48:42	Otto Sommerauer (CA)	3-2-80
62	2:28:36	Anthony Medieros (MA)	10-26-75
63	2:27:33	Max Gould (CAN)	11-2-80
	2:41:10	Don Johnson (NJ)	11-2-80
64	2:24:25	Max Gould (CAN)	7-19-81
	2:35:47	Don Johnson (NJ)	7-19-81
65	2:37:21	Sydney Smith (GBR)	8-16-75
	2:49:55	Anthony Medieros (MA)	8-6-78
66	2:43:55	Anthony Medieros (MA)	12-16-79
67	2:49:26	Lawrence O'Neil (MT)	8-16-75
68	2:51:52	Lawrence O'Neil (MT)	4-17-76
69	2:42:59	Gordon Wallace (AZ)	6-17-79
70	2:30:26	Tom Daintry (AUS)	5-17-81
	2:51:36	Gordon Wallace (AZ)	11-25-79
71	3:07:32	Gordon Wallace (AZ)	7-19-81
72	2:54:46	Gordon Wallace (AZ)	3-28-82
73	2:37:56	Alfred Roberts (GBR)	8-16-75
	2:56:58	Gordon Wallace (AZ)	5-21-83
77	3:11:56	Walter Keeler (GBR)	8-16-75
78	2:48:44	Albert Theobald (AUS)	8-16-75
84	3:59:43p	Earl Bailey (VA)	11-5-83

50k WALK

40	4:00:27	Gerhard Weidner (GDR)	4-8-73
	4:22:20	John Knifton (TX)	2-17-80
41	4:00:51	Gerhard Weidner (WG)	10-13-74
	4:52:47	Ron Laird (CA)	8-26-79
42	4:03:52	Gerhard Weidner (GDR)	6-1-75
	4:47:29	John Knifton (TX)	5-16-82
43	4:06:20	Gerhard Weidner (GDR)	9-18-76
	5:19:53	Christian Amoroso (CO)	4-17-77
	4:58:16p	John Kelly (CA)	- -73
44	4:07:14	Gerhard Weidner (GDR)	5-1-77
	4:44:56	Bill Ranney (CA)	4-13-80
45	4:02:17	Gerhard Weidner (GDR)	10-1-78
	4:56:57	Christian Amoroso (CO)	6-16-79
46	4:01:01	Gerhard Weidner (GDR)	9-30-79
	4:36:24	Bill Ranney (CA)	6-20-82
47	4:00:49	Gerhard Weidner (GDR)	4-19-80
	4:59:55	Sal Corrallo (VA)	9-10-78
48	4:17:45	Gerhard Weidner (GDR)	4-26-81
	4:53:11	Sal Corrallo (VA)	8-26-79
49	4:52:31	Sal Corrallo (VA)	5-13-80
50	5:28:06	Sal Corrallo (VA)	4-11-81
51	5:07:01	Sal Corrallo (VA)	5-16-82
52	4:55:12	John Allen (CA)	9-10-78
53	5:07:25	Don Johnson (NJ)	6-7-70
54	5:04:46	Don Johnson (NJ)	4-4-71
55	5:20:48	Julius Stutzle (GDR)	9-26-76
	6:29:14	George Lundmark (CO)	5-28-77
56	5:52:10	John Evans (TX)	2-20-77
57	5:30:25	Robert Mimm (NJ)	5-16-82
58	5:40:35	Don Johnson (NJ)	44-20-75
59	4:50:37	Max Gould (CAN)	3-13-77
	5:38:59	Lawrence O'Neil (MT)	6-11-67
60	5:12:08	Lawrence O'Neil (MT)	9-12-68
61	5:28:12	Helmut Hampe (GDR)	5-31-73
	6:50:49	Don Johnson (NJ)	4-16-78
62	5:47:49	Helmut Hampe (GDR)	9-28-74
	6:34:44	Sam Meerkreebs (MD)	5-16-82
63	5:15:34	Max Gould (CAN)	5-3-81
65	6:53:32	Clyde Villemez (TX)	12-12-76
	5:55:12p	Lawrence O'Neil (MT)	- -73
67	6:24:18	George Knox (OH)	10-28-78
68	6:31:44	George Knox (OH)	4-6-80
69	6:29:33	George Knox (OH)	7-23-80
70	5:37:36	Tom Daintry (AUS)	9-6-81
	6:50:02	George Knox (OH)	7-15-81
71	7:12:30	George Knox (OH)	7-17-82
75	7:18:21p	Henry Bent (MO)	11-6-76

WOMEN'S RACE WALKING

ONE MILE WALK

40	8:27	Anne Vanderhoff (WA)	5-20-78
41	8:23	Anne Vanderhoff (WA)	6-19-79
	8:13p	Anne Vanderhoff (WA)	- -79
42	8:34	Lori Maynard (CA)	8-27-78
43	8:32	Lori Maynard (CA)	4-7-79
44	8:06	Lori Maynard (CA)	5-26-80
45	8:13	Lori Maynard (CA)	5-30-81
46	8:02i	Dorothy Kelley (NY)	2-26-82
47	8:15	Lori Maynard (CA)	7-23-83
48	10:24	Barbara Johnson (CA)	4-29-79
49	9:36	Lida Askew (TX)	4-3-76
50	11:10i	Beverly Barrie (WI)	1-9-82
51	9:04	Gloria Brown (NY)	8-4-83
52	11:09i	Mary Byers (WI)	2-7-81
53	10:57	Barbara Peters (VA)	10-9-82
54	11:02i	Ruth Leff (WI)	1-9-82
55	9:50	Dorothy Michaels (VA)	10-24-82
56	9:54	Dorothy Michaels (VA)	7-10-83
57	13:25	Gloria Nicoll (CA)	6-13-81
58	10:17	Marie Henry (NJ)	3-13-82
59	10:06i	Marie Henry (NJ)	3-13-83
60	10:18i	Marie Henry (NJ)	12-26-83
61	10:25	Ernestine Yeomans (OH)	9-28-80
62	10:14	Ernestine Yeomans (OH)	9-27-81
63	10:24	Ernestine Yeomans (OH)	5-29-82
64	12:18	Bonnie Kolsom (HI)	12-27-81
	10:39p	Ernestine Yeomans (OH)	9-25-83
65	11:59	Bonnie Kolsom (HI)	8-1-82
66	12:02	Bonnie Kolsom (HI)	10-9-83
67	12:23	Thelma Greig (HI)	5-9-82
68	12:14	Lynette Breslauer (CA)	3-28-81
69	12:29	Adaline Crocker (HI)	7-5-81
70	11:43	Adaline Crocker (HI)	12-27-81
71	11:50	Adaline Crocker (HI)	10-16-83
72	11:51	Adaline Crocker (HI)	10-23-83
73	12:12	Marilla Salisbury (CA)	8-8-81
74	12:13	Marilla Salisbury (CA)	6-20-82
75	12:58	Marilla Salisbury (CA)	8-7-83

TWO MILE WALK

41	17:16	Anne Vanderhoff (WA)	8-8-79
42	17:54	Lori Maynard (CA)	8-27-78
43	17:16	Lori Maynard (CA)	5-28-79
44	16:38	Lori Maynard (CA)	5-26-80
45	16:38	Lori Maynard (CA)	5-30-81
46	16:32	Dorothy Kelley (NY)	10-10-82
47	16:48	Lori Maynard (CA)	7-23-83
48	21:08	Barbara Johnson (CA)	4-29-79
49	20:46p	Jennie Capparella (NC)	8-3-79
50	23:27	Mary Byers (WI)	7-15-79
51	21:57	Ruth Jacokes (NC)	8-3-79
52	23:43	Mary Byers (WI)	8-28-81
53	23:57i	Mary Byers (WI)	3-14-82
54	19:33i	Anna Rush (FL)	3-27-83
55	20:54	Dorothy Michaels (VA)	10-9-82
56	21:31	Ruth Leff (WI)	6-19-83
58	20:31	Marie Henry (NJ)	6-20-82
59	19:54	Marie Henry (NJ)	11-28-82
60	21:04	Marie Henry (NJ)	10-30-83
61	31:37	Lynn Marsh (CA)	9-17-83
62	21:07	Ernestine Yeomans (OH)	4-25-81
63	21:33	Ernestine Yeomans (OH)	5-29-82
64	22:55	Ernestine Yeomans (OH)	5-15-83
65	25:37	Louise Lamond (CA)	9-17-83
66	23:05	Katherine York (CA)	6-3-79
67	27:44	Lynette Breslauer (CA)	11-22-80
68	25:54	Thelma Greig (HI)	4-24-83
69	25:57	Thelma Greig (HI)	10-9-83
71	24:31	Adaline Crocker (HI)	8-28-83
72	27:29	Elena Carola (CA)	6-8-80
73	25:24	Marilla Salisbury (CA)	8-8-81
74	25:01	Marilla Salisbury (CA)	6-19-82
75	26:14	Marilla Salisbury (CA)	8-7-83

5k WALK

40	26:53	Jeanne Bocci (MI)	9-17-83
41	27:41	Anne Vanderhoff (WA)	7-7-79
42	26:52	Lori Maynard (CA)	8-27-78
43	26:11	Lori Maynard (CA)	7-28-79
44	25:46	Lori Maynard (CA)	8-16-80
45	25:51	Lori Maynard (CA)	5-30-81
46	26:06	Lori Maynard (CA)	7-24-82
47	26:07	Dorothy Kelley (NY)	8-11-83
48	28:13	Dorothy Kelley (NY)	11-20-83
49	32:22p	Liz Pettersen (US)	5-7-82
50	36:02	Mary Byers (WI)	8-11-79
	32:38p	Jennie Capparella (NC)	5-8-81
51	27:34	Gloria Brown (NY)	8-11-83
52	31:25	Anna Rush (NJ)	6-29-80
53	31:55	Anna Rush (KY)	5-7-82
54	31:34	Anna Rush (KY)	8-13-82
55	32:30	Dorothy Michaels (VA)	9-11-82
56	32:59	Dorothy Michaels (VA)	5-29-83
57	34:21	Marie Henry (US)	8-24-81
58	32:13	Marie Henry (NJ)	6-28-82
59	31:29	Marie Henry (NJ)	6-19-83
60	32:57	Marie Henry (NJ)	10-30-83
61	35:41	Ernestine Yeomans (OH)	8-30-80
62	37:12	Althea Jureidini (NY)	8-17-80
63	34:16	Ernestine Yeomans (OH)	5-23-82
64	34:01	Ernestine Yeomans (OH)	10-2-83
65	34:49	Althea Jureidini (NY)	8-13-83
66	41:58	Katherine York (CA)	5-12-79
67	39:16	Thelma Greig (HI)	5-9-82
68	36:41	Mayne Bdera (NY)	10-9-83
69	39:14	Adaline Crocker (HI)	9-27-81
	38:44p	Thelma Greig (HI)	12-4-83
70	37:48	Adaline Crocker (HI)	11-22-81
71	39:28	Adaline Crocker (HI)	11-14-82
72	41:43	Jo Davis (HI)	9-27-81
73	40:22	Marilla Salisbury (CA)	8-8-81
74	39:16	Marilla Salisbury (CA)	6-19-82
79	40:49	Ruth Rothfarb (FL)	1-11-81

10k WALK

40	58:10	Anne Vanderhoff (WA)	5-7-78
41	55:53	Anne Vanderhoff (WA)	8-11-79
42	55:28	Anne Vanderhoff (WA)	4-25-80
43	53:11	Lori Maynard (CA)	7-31-79
44	52:00	Lori Maynard (CA)	6-29-80
45	52:58	Lori Maynard (CA)	7-19-81
46	54:09	Lori Maynard (CA)	9-12-82
47	55:05	Dorothy Kelley (NY)	8-13-83
48	1:21:04	Catherine Smith (NV)	12-20-81
	1:06:16p	Delores Randazzo (NY)	10-30-83
49	1:19:47	Mary Byers (WI)	7-16-78
50	59:45	Gloria Brown (NY)	11-6-82
51	55:50	Gloria Brown (NY)	8-13-83
52	1:16:49	Mary Byers (WI)	10-17-81
	1:12:09p	Jennie Capparella (NC)	5-7-83
53	1:16:43	Mary Byers (WI)	11-22-81
54	1:06:42	Anna Rush (FL)	5-7-83
55	1:08:02	Dorothy Michaels (VA)	11-14-82
56	1:09:18	Dorothy Michaels (VA)	5-7-83
58	1:07:32	Marie Henry (NJ)	12-13-81
59	1:07:01	Marie Henry (NJ)	12-5-82
60	1:06:50	Marie Henry (NJ)	10-30-83
61	1:14:38	Phyllis Pearson (WA)	12-19-82
62	1:11:28	Althea Jureidini (NY)	3-28-81
63	1:12:15	Ernestine Yeomans (OH)	7-17-82
64	1:11:09	Ernestine Yeomans (OH)	5-15-83
68	1:13:45	Mayne Bdera (NY)	10-9-83
70	1:22:34	Adaline Crocker (HI)	2-14-82
72	1:32:13	Elena Carola (CA)	9-14-80
74	1:26:24	Marilla Salisbury (CA)	7-25-82
75	1:26:12	Marilla Salisbury (CA)	9-3-82
81	1:38:38	Hulda Crooks (CA)	6-26-77

15k WALK

40	1:28:43	Anne Vanderhoff (WA)	12-9-78
41	1:34:30	Lori Maynard (CA)	8-27-77
42	1:31:41	Anne Vanderhoff (WA)	5-4-80
43	1:27:58	Lori Maynard (CA)	11-25-79
44	1:26:14	Lori Maynard (CA)	12-14-80
45	1:26:42	Lori Maynard (CA)	5-2-81
47	1:28:51	Lori Maynard (CA)	8-21-83
49	1:54:07	Mary Byers (WI)	9-3-78
50	1:36:37	Gloria Brown (NY)	7-17-82
51	1:49:24	Lida Askew (TX)	9-18-77
52	1:43:22	Lida Askew (TX)	9-17-78
53	1:38:14	Lida Askew (TX)	9-16-79
54	1:38:50	Anna Rush (FL)	5-7-83
56	1:46:47	Dorothy Michaels (VA)	5-7-83
58	1:46:46	Marie Henry (NJ)	1-10-82
59	1:45:17	Marie Henry (NJ)	10-31-82
60	1:49:00	Rose Kash (CA)	10-11-81
61	1:52:56	Phyllis Pearson (WA)	12-19-82
	1:47:00p	Rose Kash (CA)	9-12-82
63	1:51:22	Ernestine Yeomans (OH)	7-17-82
64	1:47:21	Ernestine Yeomans (OH)	5-15-83
68	1:52:18	Mayne Bdera (NY)	10-9-83
70	2:03:20	Adaline Crocker (HI)	4-11-82

20k WALK

40	2:01:04	Jeanne Bocci (MI)	9-18-83
41	2:05:22	Anne Vanderhoff (WA)	7-9-79
42	2:01:47	Lori Maynard (CA)	8-20-78
43	1:59:01	Lori Maynard (CA)	11-25-79
44	1:54:31	Lori Maynard (CA)	8-17-80
45	1:55:07	Lori Maynard (CA)	5-2-81
46	1:54:42	Lori Maynard (CA)	5-9-82
47	1:58:25	Lori Maynard (CA)	8-21-83
49	2:27:44p	Liz Pettersen (US)	5-9-82
50	2:25:56p	Jennie Capparella (NC)	5-10-81
51	2:33:08	Lida Askew (TX)	10-2-77
52	2:24:33	Anna Rush (NJ)	7-6-80
53	2:27:37	Anna Rush (NJ)	5-9-82
54	2:11:17	Anna Rush (NJ)	5-7-83
55	2:25:21	Dorothy Michaels (VA)	8-14-82
56	2:24:34	Dorothy Michaels (VA)	5-7-83
58	2:21:06	Marie Henry (NJ)	8-8-82
59	2:28:15	Marie Henry (NJ)	5-7-83
60	2:32:08	Ruth Sorensen (CA)	3-28-82
	2:30	Rose Cash (CA)	3-21-82
64	2:29:00	Ernestine Yeomans (OH)	5-15-83
68	2:31:46	Mayne Bdera (NY)	10-9-83

25k WALK

42	2:35:56	Anne Vanderhoff (WA)	3- -80
43	2:31:02	Lori Maynard (CA)	11-25-79
45	2:34:11	Beverly La Veck (WA)	3-28-82
46	3:18:12	Mary Goodwin (VA)	11-5-83
47	2:41:08	Beverly La Veck (WA)	11-5-83
51	2:52:38	Lida Askew (TX)	3-12-78
52	2:51:36	Lida Askew (TX)	3-11-79
56	3:27:15	Dorothy Michaels (VA)	11-5-83
60	3:13:56	Ruth Sorensen (CA)	3-28-82
68	3:14:39	Mayne Bdera (NY)	10-9-83

50k WALK

41	7:11:22	Lori Maynard (CA)	12-11-77
42	5:29:03	Anne Vanderhoff (WA)	3- -80
45	5:26:30	Beverly La Veck (WA)	6-7-81
46	7:09:34	Mary Goodwin (VA)	11-5-83
47	5:27:20	Beverly La Veck (WA)	5-22-83
50	7:06:24	Lida Askew (TX)	12-12-76
51	6:22:04	Lida Askew (TX)	11-20-77
56	6:51:28	Dorothy Michaels (VA)	11-5-83

ONE HOUR WALK

40	5-761	8.743	Marina Waugh (WA)	11-12-83
41	6-538	10.148	Lori Maynard (CA)	9-11-77
42	6-1226	10.777	Lori Maynard (CA)	8-27-78
43	5-869	8.841	Mary Richter (WA)	7-9-82
44	7-85	11.343	Lori Maynard (CA)	6-29-80
46	6-745	10.337	Beverly La Veck (WA)	7-20-82
47	5-111	8.148	Patricia Wallis (VA)	10-16-83
48	4-1184	7.520	Pat Lunneborg (WA)	7-9-82
	5-505p	8.509	Jennie Capparella(NC)	- -78
50	4-1604p	7.903	Ruth Jacokes (NC)	- -78
51	5-1365p	9.295	Lida Askew (TX)	- -77
53	4-937	7.294	Liz Picini (WA)	11-12-83
55	5-540	8.541	Dorothy Michaels (VA)	10-9-82
56	5-608	8.603	Dorothy Michaels (VA)	10-16-83
58	5-747	8.730	Marie Henry (NJ)	10-11-81
59	5-1066	9.021	Marie Henry (NJ)	11-21-82
60	5-786	8.765	Marie Henry (NJ)	11-20-83
61	4-1064	7.410	Phyllis Pearson (WA)	7-9-82
65	4-1619	7.918	Bonnie Kolsom (HI)	7-17-82
66	5-291	8.313	Bonnie Kolsom (HI)	7-16-83
68	4-950	7.306	Thelma Greig (HI)	7-17-82
70	4-1390	7.708	Adaline Crocker (HI)	7-17-82
71	4-1392	7.710	Adaline Crocker (HI)	7-16-83
72	4-784	7.154	Elena Carola (CA)	6-29-80
74	4-865	7.228	Marilla Salisbury (CA)	9-5-81
75	4-509	6.903	Marilla Salisbury (CA)	8-7-83

RECORDS SECTION

There are five categories of TAC Masters records (American citizen and championship meet records, indoor and outdoor, along with American all-comers records). These records are approved in the same manner as any world or U.S. track and field record, i.e., the record application must be accompanied by a properly filled out IAAF record form and approved by a TAC committee. TAC-approved marks therefore can sometimes be inferior tothe Age Records listed previously.

A group of international stars: **Una Gore** of Great Britain, **Gretchen Snyder, Irene Obera** and **Phil Raschker** of the US combined to form a strong 800 meter relay team which won a gold at the World Games.

MEN'S MASTER OUTDOOR AMERICAN RECORDS

Running

100 Yards	10.0	Dean Smith (So. Cal. Striders)	Fresno, CA	5-12-72
220 Yards	22.3	Thane Baker (Dallas, TX)	Manhattan, KS	7-13-74
440 Yards	51.4	James Lingel (Bay Area Striders)	San Francisco, CA	4-1-72
880 Yards	1:58.8h	Frank McBride (Motor City Striders)	Kalamazoo, MI	5-29-71
One Mile	4:24.0	Ray Hatton (Bend, OR)	Eugene, OR	7-18-75
Two Miles	9:17.6n	Ray Hatton (Bend, OR)	Eugene, OR	4-1-72
Three Miles	14:29.2	Ray Hatton (Bend, OR)	Portland, OR	6-15-74
Four Miles	19:50.6	Hal Higdon (Indiana Striders)	San Diego, CA	7-6-73
Five Mile	24:56.4	Hal Higdon (Indiana Striders)	San Diego, CA	7-6-73
Six Miles	29:59.0	Ray Hatton (Bend, OR)	Eugene, OR	4-26-75
Seven Miles	36:38.0	Peter Mundle (Santa Monica AA)	S. Barbara, CA	7-26-69
Eight Miles	42:02	Hal Higdon (Indiana Striders)	Champaign, IL	4-29-73
Nine Miles	47:23	Peter Mundle (Santa Monica AA)	S. Barbara, CA	7-26-69
Ten Miles	52:44	Peter Mundle (Santa Monica AA)	S. Barbara, CA	7-26-69
Fifteen Miles	1:26:38	Truman Clark (Tobias Striders)	Santa Monica, CA	9-12-76
Twenty Miles	1:56:51	Truman Clark (Tobias Striders)	Santa Monica, CA	9-12-76
Twenty-Five Miles	2:44:32	Johnnie Faerber (Mid Pacific RRC)	Santa Monica, CA	9-9-78
Fifty Miles	6:13:17	Ed Almeida (San Diego TC)	Santa Monica, CA	9-9-78
One Hour Run	11m740y	Ray Hatton (Bend, OR)	Salem, OR	8-7-76
Two Hour Run	20m997y	Truman Clark (Tobias Striders)	Santa Monica, CA	9-12-76

Running - Metric Distances

100 Meters	10.7	Thane Baker (Dallas, TX)	Cologne, Ger.	9-13-72
200 Meters	22.3	Dean Smith (So. Cal. Striders)	San Diego, CA	7-2-72
	22.3	Jim Burnett (Phil. Masters TC)	Houston, TX	9-18-83
400 Meters	49.36	Jim Burnett (Phil. Masters TC)	Los Gatos, CA	8-15-81
800 Meters	1:54.9	George Cohen (So. Cal. Striders)	Los Angeles, CA	8-16-80
1500 Meters	3:59.8	Ernest Billups (UCTC)	Los Gatos, CA	8-16-81
3000 Meters	8:50.0	Hal Higdon (Indiana Striders)	Evanston, IL	7-13-75
5000 Meters	14:59.6	Hal Higdon (Indiana Striders)	London	8-25-72
10,000 Meters	30:56.0	Ray Hatton (Bend, OR)	Eugene, OR	4-26-75
15,000 Meters	48:00	Herb Lorenz (Penn AC)	Palo Alto, CA	1-1-80
20,000 Meters	70:50	Jerry Smartt (Beverly Hills Striders)	Santa Monica, CA	8-27-75
25,000 Meters	1:29:47	Truman Clark (Tobias Striders)	Santa Monica, CA	9-12-76
30,000 Meters	1:48:39	Truman Clark (Tobias Striders)	Santa Monica, CA	9-12-76
35,000 Meters	2:22:22	Johnnie Faerber (Mid Pacific RRC)	Santa Monica, CA	9-9-78
40,000 Meters	2:41:50	Johnnie Faerber (Mid Pacific RRC)	Santa Monica, CA	9-9-78
50,000 Meters	3:34:47	Ed Almeida (San Diego TC)	Santa Monica, CA	9-9-78

Hurdle Events

110 Meter (39")	14.67	Walt Butler (So. Cal. Striders)	Los Angeles, CA	8-8-81
400 Meter (36")	55.7	Jack Greenwood (Wichita TC)	London	8-24-72
3000 M Steeplechase	9:18.6	Hal Higdon (Indiana Striders)	Toronto, CAN	8-15-75

Race Walking

One Mile	7:06.8	John Kelly (So. Cal. Striders)	San Diego, CA	7-3-71
Three Miles	24:04.0	Johnny Markon (Long Island AC)	San Diego, CA	7-4-69
5000 Meters	22:26.9	Ron Kulik (NYAC)	Gresham, OR	7-7-79
Six Miles	50:36.6	Johhny Markon (Long Island AC)	San Diego, CA	7-5-69
10,000 Meters	49:52.2	John Kelly (So. Cal. Striders)	Walnut, CA	4-19-72

Field Events

High Jump	6-8	John Dobroth (So. Cal Striders)	Los Angeles, CA	7-8-81
Pole Vault	15-1¼	Roger Ruth (Vancouver Olympic Club)	Goteborg, SWE	9-7-72
Long Jump	22-5¾	Dave Jackson (Corona Del Mar TC)	Walnut, CA	4-30-72
Triple Jump	46-11	Dave Jackson (Corona Del Mar TC)	San Diego, CA	7-7-73
Shot Put (16 lbs.)	55-10	Carl Wallin (Pacific Coast Club)	Lebanon, NM	8-28-83
Discus (2.0 kg)	172-2	Bob Humphreys (Corona Del Mar TC)	Walnut, CA	4-25-76
Hammer (16 lbs.)	241-10	Ed Burke (CA)	E. Germany	7-9-82
Javelin (800 grams)	229-3	Bud Held (San Diego TC)	San Diego, CA	7-3-70
Weight Throw (35 lbs.)	71-7	Ed Burke (CA)	Eugene, Or	9-25-82

Combined Events

Decathlon	5950	Phil Mulkey (Birmingham TC) (11.7, 6.33, 13.98, 1.83, 59.5, 17.9, 44.32, 3.93, 42.70, 6:18.4)	Birmingham, AL	8-12-72
Decathlon (39" hrdl)	6212	Dave Thoreson (S. Barbara, CA) (11.98, 6.46, 10.05, 1.91, 55.7, 16.02, 35.66, 4.10, 47.74, 5:16.3)	San Antonio, TX	6-6-81
Pentathlon	2933	Gary Miller (Corona Del Mar TC) (6.10, 46.45, 23.0, 31.40, 4:47.5)	Los Gatos, CA	8-16-81

Relays

440 (4x110)	44.4	Corona Del Mar Track Club (Davisson, Jackson, Schlegal, Stolpe)	San Diego, CA	7-1-72
880 (4x220)	1:32.9	Corona Del Mar Track Club (Dennis, Waterman, Segal, Knox)	Irvine, CA	5-31-77
One Mile (4x440)	3:29.5	Southern California Striders (Lee, Newton, Cohen, Knocke)	Los Gatos, CA,	8-16-81
Two Mile (4x880)	8:25.4	West Valley Track Club (Cathcart, Donaldson, Knebel, Richardson)	Berkeley, CA	9-6-80
Sprint Meldey (440-220-220-880)	3:42.0	Corona Del Mar Track Club (Knox, Dennis, Segal, Miller)	Pomona, CA	5-20-78
Distance Medley (440-880-1320-One Mile)	11:03.8	Southern California Striders (Knocke, Lee, Elliot, Cohen)	Northridge, CA	5-15-82
4 Mile (4x1 mile)	18:33.4	West Valley Track Club (Wellck, Richardson, Knebel, Cathcart)	Berkeley, CA	9-15-79

Relays - Metric Distances

400 (4x100)	43.5	Corona Del Mar Track Club (Dennis, Waterman, Segal, Knox)	Irvine, CA	5-31-77
800 (4x200)	1:32.0	Southern California Striders (Newton, Cohen, Knocke, Butler)	Los Angeles, CA	8-8-81
1600 (4x400)	3:28.7	Philadelphia Masters Club (Abayomi, Pratt, Stanford, Burnett)	Philadelphia, PA	7-5-81
Distance Medley (400-800-1200-1600)	10:53.8	Philadelphia Masters (Huckel, Abayomi, Zwolak, Engleman)	New York, NY	7-11-82

MEN'S MASTER OUTDOOR CHAMPIONSHIP MEET RECORDS

Running

100 Yards	10.3h	Richard Stolpe (US Navy)	San Diego, CA	7-2-70
100 Yards	10.3h	George Rhoden (JAM, N. Cal. Seniors TC)	San Diego, CA	7-2-70
220 Yards	23.0	Richard Stolpe (US Navy)	San Diego, CA	7-4-70
440 Yards	52.3	Bill Fitzgerald (Seniors TC - L.A.)	San Diego, CA	7-5-69
880 Yards	2:00.9	Bill Fitzgerald (Seniors TC - L.A.)	San Diego, CA	7-2-71
One Mile	4:31.8	James VanTatenhove (Seniors TC - L.A.)	San Diego, CA	7-3-71
Two Miles	9:38.8	Peter Mundle (Santa Monica AA)	San Diego, CA	7-5-69
Three Miles	14:51.8	Peter Mundle (Santa Monica AA)	San Diego, CA	7-4-69
Six Miles	31:28.4	Peter Mundle (Santa Monica AA)	San Diego, CA	7-19-68
Fifty Miles	6:13:17	Ed Almeida (San Diego TC)	Santa Monica, CA	9-9-78

Running - Metric Distances

100 Meters	11.05	Ken Dennis (Corona Del Mar TC)	Houston, TX	9-17-83
200 Meters	22.2	Brenda Wilson (AUS)	Houston, TX	9-18-83
400 Meters	49.36	Jim Burnett (Phil. Masters TC)	Los Gatos, CA	8-15-81
800 Meters	1:55.7	George Cohen (So. Cal. Striders)	Los Gatos, CA	8-15-81
1500 Meters	3:58.2	Albie Thomas (AUS, St. George)	White Plains, NY	8-9-75
5000 Meters	14:49.8	Albie Thomas (AUS, St. George)	White Plains, NY	8-8-75
10,000 Meters	30:46.6	Laurie O'Hara (GB, Belgrave Harrs)	San Diego, CA	7-6-73

Hurdle Events

110 Meter (39")	14.76	Walt Butler (So. Cal Striders)	Los Gatos, CA	8-15-81
400 Meter (36")	56.5	Jack Greenwood (Wichita TC)	San Diego, CA	7-1-72
3000 Steeplechase	9:29.8	Jim McDonald (NZ)	White Plains, NY	8-9-75

Race Walking

One Mile	7:06.8	John Kelly (So. Cal Striders)	San Diego, CA	7-3-71
Three Miles	24:24.0	Johhny Markon (Long Island AC)	San Diego, CA	7-4-69
Six Miles	50:36.6	Johhny Markon (Long Island AC)	San Diego, CA	7-5-69
5000 Meters	22:26.9	Ron Kulik (NYAC)	Gresham, OR	7-7-79

Field Events

High Jump	6-6½	John Dobroth (So. Cal Striders)	Los Gatos, CA	8-16-81
Pole Vault	14-6	Charles Polhamus (Fitzgerald, GA)	Houston, TX	9-17-83
Long Jump	22-1¾	Dave Jackson (Corona Del Mar)	San Diego, CA	7-6-73
Triple Jump	46-11	Dave Jackson (Corona Del Mar)	San Diego, CA	7-7-73
Shot Put (16 lbs.)	53-3¼	Edward McComas (Baltimore Oly. Club)	White Plains, NY	8-9-75
Discus (2.0 kg)	179-1	Jay Silvester (UT)	Houston, TX	9-17-83
Javelin (800 grams)	229-3	Bud Held (San Diego TC)	San Diego, CA	7-3-70
Hammer (16 lbs.)	222-1	Howard Payne (GB, Birchfield Harr)	San Diego, CA	7-2-71

Combined Events

Decathlon (39" hrdl)	6784	Wolfgang Linkman (WG) (11.51, 6.41, 14.37, 1.80, 55.2, 15.12, 44.22, 3.90, 53.86, 5:19.2)	San Antonio, TX	6-6-81
Pentathlon	2933	Gary Miller (Corona Del Mar TC) (6.10, 46.45, 23.0, 31.40, 4:47.5)	Los Gatos, CA	8-16-81

Relays

440 (4x110)	44.4	Corona Del Mar Track Club (Davisson, Jackson, Schlegal, Stolpe)	San Diego, CA	7-1-72
One Mile (4x440)	3:29.5	Southern California Striders (Lee, Newton, Cohen, Knocke)	Los Gatos, CA	8-16-81
Two Mile (4x880)	8:33.6	Seniors Track Club (Holt, Fitzgerald, Kleinsasser, VanTattenhove)	San Diego, CA	7-3-71

Relays - Metric Distances

400 (4x100)	43.9	New York Pioneer Club (Bertrand, Weaver, Budd, Riddick)	Atlanta, GA	7-8-78
800 (4x200)	1:33.5	New York Pioneer Club (Bertrand, O'Neal, Budd, Riddick)	Atlanta, GA	7-8-78
1600 (4x400)	3:30.6	Corona Del Mar Track Club (Jackson, Tetrault, Palmer, Stolpe)	San Diego, CA	7-2-72

Men's American Indoor Masters Records

Running

50 Yards	5.6	Lloyd Riddick (NYPC)	Hightstown, NJ	2-19-78
50 Yards	5.6	Arnold Budd (NYPC)	Hightstown, NJ	2-19-78
60 Yards	6.4	Hugo Hartenstein (Colorado TC)	Boulder, CA	12-5-76
60 Yards	6.4	Dean Smith (So. Cal. Striders)	Los Angeles, CA	1-22-72
300 Yards	33.5	Ed Small (NYPC)	West Point, NY	3-15-80
440 Yards	53.9	Thane Baker (Dallas, TX)	Dallas, TX	3-27-76
500 Yards	63.8	James Goss (Beverly Hills Striders)	Anaheim, CA	1-27-75
600 Yards	1:15.7	Glen Shane (NYPC)	Syracuse, NY	3-29-80
880 Yards	2:01.5	Jim Van Tattenhove (STC)	San Diego, CA	2-19-72
1000 Yards	2:19.2	Ernest Billups (UCTC)	Ann Arbor, MI	3-18-79
One Mile	4:24.4	Frank Pflaging (Baltimore Olympic Club)	College Park, MD	1-12-73
Two Miles	9:32.8	Peter Mundle (Santa Monica TC)	San Diego, CA	2-19-72

Running - Metric Distances

50 Meters	6.2	James Lingel (Bay Area Striders)	Oakland, CA	2-10-73
60 Meters	7.08	Ken Dennis (Corona Del Mar TC)	Long Beach, CA	1-5-80
200 Meters	25.3	Ed Small (NYPC)	New York, NY	12-5-80
400 Meters	53.8	Ed Small (NYPC)	New York, NY	2-7-81
1500 Meters	4:02.5	Ernest Billups (UCTC)	Long Beach, CA	1-5-80
5000 Meters	15:55.0	Lew Faxon (Tidewater Striders)	Lexington, VA	3-7-81

Race Walking

One Mile	7:18.2	Sal Corallo (Pvt Valley TC)	Philadelphia, PA	2-29-76
Two Miles	13:48.4	Ron Kulik (NYAC)	Hightstown, NJ	2-19-78

Field Events

High Jump	6-3	Jim Brown (San Francisco, CA)	San Francisco, CA	2-22-81
Pole Vault	14-6	Roger Ruth (US-Vancouver, Canada)	Seattle	2-23-72
Pole Vault	14-6	Roger Ruth (US-Vancouver, Canada)	Vancouver, BC	3-25-72
Pole Vault	14-6	Roger Ruth (US-Vancouver, Canada)	Seattle, WA	2-18-73
Long Jump	21-1¼	Larry Judd (E. Islip, NY)	Syracuse, NY	3-29-80
Triple Jump	44-11½	Ira Davis (Philadelphia, PA)	Bethlehem, PA	3-27-83
Shot Put (16 lbs.)	53-0¼	Carl Wallin (Pacific Coast Club)	Hanover, NH	12-24-82
Weight Throw (35 lbs.)	64-10¾	Al Hall (NYAC)	New Haven, CT	3-13-77

Hurdle Events

50 Yard (39")	6.9	Phil Mulkey (Atlanta TC)	New Haven, CT	3-13-77
60 Yard (39")	8.0	Dave Jackson (Corona Del Mar TC)	Long Beach, CA	1-22-77

Relays

One Mile (4x440)	3:34.4	New York Pioneer Club (O'Neal, Valentine, Shane, Small)	West Point, NY	3-15-80
Two Mile (4x880)	8:30.0	New York Pioneer Club (Connelly, Krebs, Genovese, Zipper)	New Haven, CT	3-13-77
640 (4x160)	1:12.7	Corona Del Mar Track Club (Schlegal, Jackson, Cheek, Knox)	Anaheim, CA	1-27-75
1600 (4x400)	3:33.3	New York Pioneer Club (Gaton, Small, Shane, O'Neal)	Syracuse, NY	3-29-80
3200 (4x800)	9:00.8	New York Masters Club (Fine, Bohigian, Krebs, Zipper)	Syracuse, NY	3-29-80
Distance Medley (440-880-1320-One Mile)	11:01.4	Ann Arbor Track Masters (Hiedholm, Bernard, Lampman, Sleeman)	Ann Arbor, MI	1-22-83

MEN'S MASTERS INDOOR CHAMPIONSHIP MEET RECORDS

Running

50 Yards	5.7	Larry Wilson (Philadelphia Masters)	New Haven, CT	3-13-77
50 Yards	5.7	Clifton Bertrand (Trinidad, NYPC)	Medford, MA	3-14-76
60 Yards	6.5	Ken Dennis (CDM)	Boston, MA	3-27-82
300 Yards	33.6	Larry Colbert (Club Olympic)	Syracuse, NY	3-29-80
440 Yards	57.1	Mathew Brown (Edison, NJ)	Hightstwon, NJ	3-2-75
600 Yards	1:15.7	Glen Shane (NYPC)	Syracuse, NY	3-29-80
880 Yards	2:07.1	William Krebs (NYPC)	Hightstown, NJ	3-2-75
1000 Yards	2:19.2	Ernest Billups (UCTC)	Ann Arbor, MI	3-18-79
One Mile	4:25.0	Ernest Billups (UCTC)	Boston, MA	3-27-82
Two Miles	9:34.0	Lew Faxon (Hampton, VA)	Boston, MA	3-27-82

Hurdle Events

50 Yard (39")	6.7	Clifton Bertrand (Trinidad, NYPC)	New Haven, CT	3-13-77

Race Walking

One Mile	7:20.2	Jack Boitano (Stratford Spartans)	Hightstown, NJ	3-2-75
Two Miles	14:13.8	Ron Kulik (NYAC)	Ann Arbor, MI	3-18-79

Field Events

High Jump	5-11½	Tom Langenfeld (MN)	New Haven, CT	3-13-77
Pole Vault	15-0	Waldzimierz Sokolowski (POL)	Ann Arbor, MI	2-28-81
Long Jump	21-1¼	Larry Judd (E. Islip, NY)	Syracuse, NY	3-29-80
Triple Jump	44-11½	Ira Davis (Philadelphia, PA)	Bethlehem, PA	3-27-83
Shot Put (16 lbs.)	48-2	Edward McComas (Baltimore Oly. Club)	New Haven, CT	3-13-77
Weight Throw (35 lbs.)	64-10¾	Al Hall (NYAC)	New Haven, CT	3-13-77

Relays

One Mile (4x440)	3:52.4	New York Pioneer Club (Connor, Rizzo, Valentine, Zipper)	New Haven, CT	3-13-77
Two Mile (4x880)	8:30.0	New York Pioneer Club (Connelly, Krebs, Genovese, Zipper)	New Haven, CT	3-13-77
1600 (4x400)	3:33.3	New York Pioneer Club (Gaton, Small, Shane, O'Neal)	Syracuse, NY	3-29-80
3200 (4x800)	9:00.8	New York Masters Club (Fine, Bohigian, Krebs, Zipper)	Syracuse, NY	3-29-80

MEN'S AMERICAN OUTDOOR ALL-COMERS RECORDS (Where different from U.S. citizens records above)

One Mile	4:21.5	Fred Norris (GB, McNeese St.)	Lafayette, LA	4-1-62
One Mile	4:21.5	Laurie O'Hara (GB, Belgrave Harrs)	Venice, CA	7-3-73
Two Miles	9:07.4	Fred Norris (GB, McNeese St.)	Sulpher, LA	4-17-62
Three Miles	14:23	Fred Norris (GB, Boston AA)	Hudson, MA	6-12-63
Four Miles	19:39.0	Laurie O'Hara (GB, Belgrave Harrs)	San Diego, CA	7-6-73
Five Miles	24:46.6	Laurie O'Hara (GB, Belgrave Harrs)	San Diego, CA	7-6-73
Six Miles	29:25	Fred Norris (GB, Boston AA)	New London, CT	9-25-62
44 (4x110)	44.1	New York Pioneer Club (Riddick, Budd, Thomas, Bertrand)	New York City, NY	7-20-77
880 (4x220)	1:32.8	New York Pioneer Club (Riddick, Budd, Thomas, Bertrand)	New York City, NY	7-20-77
400 (4x100)	43.5	New York Pioneer Club (Riddick, Budd, Thomas, Bertrand)	New York City, NY	7-20-77
800 (4x200)	1:32.0	New York Pioneer Club (Riddick, Budd, Thomas, Bertrand)	New York City, NY	7-20-77
1600 (4x400)	3:25.9	US Team (Newton, Riddick, Billups, Miller)	Hannover, WG	8-2-79

THE ATHLETICS CONGRESS TAC USA

TAC/USA Masters Long Distance Officers 1984

Robert S. Boal, Chairman . . . . . 121 W. Sycamore Ave., Wake Forest, NC 27587
Bob Fine, Vice Chairman - Men . . . . . 77 Prospect Pl., Brooklyn, NY 11217
Carole Langenback, Vice Chairperson - Women . . . . 4261 S. 184th St., Seattle, WA 98188
Jerome J. Perry, Secretary . . . . . 3125 Eton Rd., Raleigh, NC 27608
George Vernosky, Treasurer . . . . . 5004 Glen Cove Pkwy., Bethesda, MD 20016

TAC Masters Long Distance Running is staffed entirely by volunteers who are elected at the annual TAC/USA Convention by delegates from member associations. At the annual convention the bids for championships are reviewed and voted on by the delegates. Awards are determined and announced. Outstanding Masters Athletes are recognized. Rules are reviewed and discussed in meetings of the MLDR delegates. All delegates then gather to transact the business of the whole organization.

To affect your greatest influence in the development of our sport, I urge you to contact your association representatives and let them know of your interest. Organize and hold association championships as a step to development of regional championships. The National TAC/USA MLDR officers can help you develop a regional championship.

National Championships already awarded are shown on the back page. Submit your bids for those still open in 1985 and 1986. The National Committee will make awards by October 1, on those championships which are to be scheduled during the first 6 months of the following year.

Masters long distance runners participate as organizers, officials and competitors at all kinds of athletic events. Many are regular competitors in track and field events and therefor contribute to the publication of *Masters Age Records.*

1984 TAC/USA Masters LDR Championships

5K Road Race	February 5	Clearwater, Florida	Richard Lacey, 1207 Duncan Ave., Clearwater, FL 33518. (813) 447-7181
20K Road Race	March 25	Fair Oaks, California	John Mansoor, P.O. Box 1495, Fair Oaks, CA 95628. (916) 966-6185.
10K Road Race	April 17	Brooklyn, New York	Bob Fine, 77 Prospect Pl., Brooklyn, NY 11217. (212) 789-6622.
Marathon	May 6	Lincoln, Nebraska	Jim Lewis, 2900 John Ave., Loncoln, NB 68502. (402) 489-4030.
25K Road Race	May 27	Washington, D.C.	Charles DesJardins, 5428 Southport Ln., Fairfax, VA 27032. (703) 250-7955.
15K Road Race	July 17	Troy, New York	Earl Reed, P.O. Box 1200, Troy, NY 12181. (315) 896-6372.
50K Road Race	September 23	Washington, D.C.	Richard M. Good, 8150 Lakecrest Dr. 44, Greenbelt, MD 20770. (301) 345-3386 & 454-5640.
Half Marathon	September 23	Kettering, Ohio	Steven Barr, 3700 Far Hills Ave., Kettering, OH 45429. (513) 298-2391.
15K Cross Country	November 3	Houston, Texas	Eddy Lang, 14 Sandalwood, Houston, TX 77024.
10K Cross Country	November 17	Clarksburg, New Jersey	Ron Salvie, Squan Rd., Clarksburg, NJ 08510. (609) 259-9268.
50 Mile Road Race	November 18	Buffalo, New York	David Broad, Dept. of Athletics, Buffalo State Univ., 1300 Elmwood Ave., Buffalo, NY 14222.
5K Cross Country	November 24	Seattle, Washington	Carole Langenbach, 4261 S. 184th., Seattle, WA 98188. (206) 433-8868.
8K Road Race	December 8	San Diego, CA	To be announced.
30K Road Race	TBA	Arkansas	Cliff Sharp, Harding University, Search, AR 72143. (501) 268-6161.
100 Mile Road Race	TBA	New York City	Vince Chiapetta, 3400 Corlear Ave., Bronx, NY 10463. (212) 796-5189.
Canada/USA X-C	TBA	Syracuse, New York	Jerry Smith, Syracuse Track Club, The Addic Co., 449 S. Salina St., Syracuse, NY 13202.

1985 TAC/USA Masters LDR Championships

10K Road Race	January 10	Clearwater, Florida	Richard Lacey, 1207 Duncan Ave., Clearwater, FL 33518. (813) 447-7181.
15K Road Race	May 5	Edina, Minnesota	Jack Moran, 5429 Wooddale Ave., Edina, MN 55425. (612) 373-2165 & (612) 920-0558.
Marathon	November 3	Washington, D.C.	Charles DesJardins, 5428 Southport Ln., Fairfax, VA 27032. (703) 250-7955.
30K Road Race	December 7	Houston, Texas	Dave Bethany, 3201 Wheeler, TSU Box 382, Houston, TX 77004. (713) 527-7258 & 649-1665.