

TRACK & FIELD NEWS



TRACK & FIELD NEWS, the popular bible of the sport for 21 years, brings you news and features 18 times a year, including twice a month during the February-July peak season.

THE EXCITING NEWS of the track scene comes to you as it happens, with in-depth coverage by the world's most knowledgeable staff of track reporters and correspondents.

A WEALTH OF HUMAN INTEREST FEATURES involving your favorite track figures will be found in each issue. This gives you a close look at those who are making the news: how they do it and why, their reactions, comments, and feelings.

DOZENS OF ACTION PHOTOS are contained in each copy, recapturing the thrills of competition and taking you closer still to the happenings on the track.

STATISTICAL STUDIES, U.S. AND WORLD LISTS AND RANKINGS, articles on technique and training, quotable quotes, special columns, and much more lively reading complement the news and the personality and opinion pieces to give the fan more information and material of interest than he'll find anywhere else.


THE COMPREHENSIVE COVERAGE of men's track extends from the preps to the Olympics, indoor and outdoor events, cross country, U.S. and foreign, and other special areas. You'll get all the major news of your favorite sport.

SUBSCRIPTION: \$9.00 per year, USA; \$10.00 foreign. We also offer track books, films, tours, jewelry, and other merchandise & equipment. Write for our free T&F Market Place catalog.

TRACK & FIELD NEWS * Box 296 * Los Altos, Calif. 94022 U.S.A.

AGE RECORDS 1974

\$2




Compiled by:
Jack Shepard
Wally Donovan
Peter Mundle

Published by Track & Field News

SUPER

T-shirts designed specially for the active American. Red or red and blue motifs on white 100% cotton shirts. Machine washable. Sizes: S(34-36), M(38-40), L(42-44), XL(46). T-shirts are manufactured one size larger for shrinkage allowance.



- | | |
|---|--------|
| A. Run (red and blue) | \$3.50 |
| B. USA (red and blue) | \$3.50 |
| C. Montreal 76 (red and fluorescent orange) | \$3.50 |
| D. Comic Jogger (red) | \$2.95 |
| E. Run Run Run (red) | \$2.95 |

Please indicate shirt size with order.

Add 50¢ per order for postage and handling. Calif. residents add 6% sales tax.

Order from: Track & Field News, Box 296, Dept. L5, Los Altos, Ca. 94022

T-SHIRTS

AGE RECORDS 1974 REVISION

World, United States Bests

Track and Field

Ages 1 to 78 Included

As of January 1, 1974

Based on Actual Birthdates

48 Events Listed

English-Metric Measurements

Revised, Expanded, Updated

Compiled by Jack Shepard, Wally Donovan and Peter Mundle

Edited by the Staff of Track & Field News

TAFNEWS PRESS

(Book Division of Track & Field News, Inc.)

P.O. Box 296

Los Altos, Calif. 94022 U.S.A.



Copyright © 1974
by Track & Field News, Inc.
All Rights Reserved
SBN 0-911520-60-0
\$2.00

COPYRIGHT NOTICE: *Track & Field News* welcomes individual quotation of record performances found in these pages, especially when *T&FN* is properly credited. However, any reproduction of these lists, whether partially or fully, is expressly forbidden without the written permission of *Track & Field News*.



Payton Jordan



Shirley Davidson

Submission of Marks

The compilers wish to strongly encourage all readers of *Age Records* to submit all amendments and new marks for the list (all quality performances are of interest, as there is the possibility of the compilation of deep yearly and all-time lists). To submit a mark: Please provide all information possible, including event (with specifics such as weight for different implements or height of hurdles), mark, name of athlete with his birthdate and city and state of residence, site, date and place of competition. For decathlons and pentathlons, the specifications for implements must be included. No special form is required, although a corroborating signature from a witness (other than the athlete and his parents or coach) is desired. Beginning with age-8, marks must be recorded in legitimate competitions, not in time trials or practice sessions.

Send all appropriate information to *Age Records*, Track & Field News, Box 296, Los Altos, Calif. 94022 USA. We regret that we are unable to answer numerous requests about record information during the course of the year. We tabulate the season's results only at the end of the year, then publish *Age Records*, which must stand as the only source of information.

Photos by Stan Pantovic

50 YARDS

0	60.3	Kelly Strain (Juneau, Ala) 73
1	21.3	Scott Shillito (Dayton, Oh) 73
2	13.9	Derek Noether (Lemoore, Calif) 73
3	10.8	Chris Keen (Jefferson, Ga) 72
4	9.3	Marc Tourville (Martinez, Calif) 72
5	8.2	Marc Tourville (Martinez, Calif) 73
	8.2	Marc Tourville (Martinez, Calif) 73
6	7.8	Jerome Waddell (Los Angeles) 71
7	7.0	David Rodigo (Carmichael, Calif) 71
8	6.7	David Rodigo (Carmichael, Calif) 72
	6.7	Donnie Stevens (Owensboro, Ky) 72
9	6.3	Donnie Stevens (Owensboro, Ky) 73
10	6.2	Melvin Holland (Menlo Prk, Calif) 70
11	6.2	Dwayne Evans (Phoenix) 70
	6.2	John Pappenheim (Mnmeee Falls, Wisc) 71
	6.2	Ken Lawler (Los Angeles) 71
12	5.7	Richard Moody (Jeffersonville, Ind) 73
13	5.7	Tim Murphy (Los Angeles) 61
	5.7	Ennis Jones (Houston) 64
14	6.1	Kevin Amy (Corry, Pa) 71
15	5.5	Mike Macali (Deerfield, Ill) 73
16	5.3	Tom Scavuzzo (Palmer, Colo Sp, Colo) 69
17	5.1i	Herb Washington (Central, Flint, Mich) 68
	5.1i	Herb Washington (Central, Flint, Mich) 68
18	5.2i	Kirk Clayton (Scotlandville, La) 65
	5.2i	Bill Gaines (Clrw, Milca Hill, NJ) 67

100 YARDS

1	53.8	Steve Parsons (Northfield, Ill) 72
2	29.4	Steve Parsons (Northfield, Ill) 73
3	22.4	Chris Keen (Jefferson, Ga) 72
4	18.2	Marc Tourville (Martinez, Calif) 72
5	16.5	Marc Tourville (Martinez, Calif) 73
6	15.0	Neil Corley (Albuquerque) 71
7	14.0	David Oliver (Redwood City, Calif) 71
8	12.7	David Rodigo (Carmichael, Calif) 72
	12.7	David Rodigo (Carmichael, Calif) 72
9	12.0	Kenneth James (Gainesville) 72
10	11.8	Melvin Holland (Menlo Prk, Calif) 70
11	11.0	*Armando Rios (Dominican Rep) 70
	11.2	Charles Durant (Manhattan, NY) 71
12	10.8	Jon Bell (Miami) 71
	10.8	Willie Wallace (South Union, Tex) 73
13	10.2	Don Webster (Kennett Sq, Pa) 58
	10.2	Ennis Jones (Houston) 64
	10.2	Ken Curl (Attucks JHS, Houston) 66
14	9.9	Charley Moch (Adams Jr, Los Angeles) 63
15	9.5	Walter Henderson (McKinley Jr, Kent) 66
	9.5	Ken Curl (Worthing, Houston) 68
16	9.5	Richard Stebbins (Fremont, Los Angeles) 62
	9.5	Richard Stebbins (Fremont, Los Angeles) 62
	9.5	Jerry Williams (Berkeley, Calif) 62
	9.5	Chris Shea (College, Boston) 62
	9.5	Warren McVea (Brackenridge, S Antonio) 63
	9.5	Reggie Robinson (Wshgnt, Wichita Falls, Tx) 66
	9.5	Onia Bates (Grant, Portland) 66
	9.5	Onia Bates (Grant, Portland) 66
	9.5	Howard Williams (Muir, Pasadena, Calif) 67
	9.5	Gene Pounicy (Linc, Dallas) 68
	9.5	Jackie White (Santa Ana, Calif) 69

9.5	Harold Williams (Nwtwn, Elmhrst, NY) 70	
9.5	Mike Shavers (Albany, Calif) 71	
9.5	Pablo Franco (Pblic, Hrtfrd, Conn) 71	
9.5	Greg Edmond (Ball, Galveston) 73	
17	9.3	Carter Suggs (Tarboro, N Car) 70
	9.3	Carter Suggs (Tarboro, N Car) 73
18	9.3	Bob Hayes (Florida A&M) 61
	9.3	Richard Stebbins (Grambling) 64
	9.3	Travis Williams (Contra Costa JC) 64
	9.3	Bill Gaines (Clrw, Milca Hill, NJ) 67
	9.3	Bill Gaines (Clrw, Milca Hill, NJ) 67
	9.3	Bill Gaines (Clrw, Milca Hill, NJ) 67
	9.3	Warren Edmonson (Merritt JC) 69
	9.3	Gerald Tinker (Memphis St) 70
	9.3	Steve Williams (UTEP) 72
	9.3	Steve Williams (UTEP) 72
19	9.1	Steve Williams (SDTC) 73
20	9.1	Bob Hayes (Fla A&M) 63
	9.1	Jim Hines (Tex Sn) 67
	9.1	Willie McGee (Alcorn A&M) 70
21	9.1	Bob Hayes (Fla A&M) 64
	9.1	Bob Hayes (Fla A&M) 64
	9.1	Bob Hayes (Fla A&M) 64
22	9.2	*Ed Roberts (Trin-NCC) 64
	9.2	Craig Wallace (Ky St) 68
	9.2	*Lennox Miller (Jam-Sn Cal) 69
	9.2	Harrington Jackson (UTEP) 70
	9.2	Jim Green (Ky) 70
	9.2	Jack Phillips (Grambling) 71
	9.2	Herb Washington (Cal Int) 73
23	9.1	Charles Greene (Nebr) 67
	9.1	John Carlos (S Jose St) 69
24	9.2	John Carlos (S Jose St) 69
	9.2	John Carlos (S Jose St) 70
	9.2	Ivory Crockett (Phil PC) 73
25	9.1	*Harry Jerome (Can) 66
	9.3	Charles Greene (unat) 69
26	9.3	Dave James (Strid) 61
	9.3	Mel Pender (Ft Campbell) 64
	9.3	Charles Greene (Ft Lee) 70
	9.3	Jim Kemp (Strid) 71
	9.3	Jim Kemp (Strid) 71
27	9.3	Mel Pender (Ft Campbell) 65
	9.3	*J-L Ravelomanantsoa (Malag/Westmont) 71
	9.3	Charles Greene (Ft Lee) 71
28	9.3	*J-L Ravelomanantsoa (Malag/Westmont) 71
	9.3	*J-L Ravelomanantsoa (Malag/Westmont) 72
	9.3	Del Meriwether (Balt OC) 71
29	9.5	*Jim Omagbemi (Nig-S Jose St) 60
	9.5	Ira Murchison (UCTC) 62
	9.5	John Moon (Astronauts) 67
	9.5	John Moon (Astronauts) 67
	9.5	*David Ejoke (Nigeria) 66
30	9.5	Otis Davis (EEAA) 62
	9.5	*Ron Jones (GB) 65
	9.5	*David Ejoke (Nigeria) 67
	9.5	Mel Pender (Ft Mac) 68
	9.5	*Michael Ahey (Ghana) 69
31	9.5	*Denis Shore (S Afr) 46
	9.5	*Jim Omagbemi (Nig-S Jose St) 64
32	9.5	Buddy Fowlkes (Ati Strid) 60
33	9.3	Mel Pender (US Army) 71
34	9.4	Mel Pender (US Army) 72
	9.4	Mel Pender (US Army) 72

9.4	Mel Pender (US Army) 72
35 9.6	*Clifton Bertrand (Trin-Bronx, NY) 71
10.1	Kenneth Dennis (Los Angeles) 73
10.1	Bob Warren (Ottawa, Iowa) 73
36 9.6	*Clifton Bertrand (Trin-Bronx, NY) 72
10.1	Kenneth Dennis (Los Angeles) 73
37 9.9	Percy Knox (Edwards, Calif) 71
38 9.9	Percy Knox (Edwards, Calif) 72
9.9	Percy Knox (Edwards, Calif) 72
39 9.9	Dean Smith (Woodland Hills, Calif) 71
9.9	Dean Smith (Woodland Hills, Calif) 71
9.9	Robert Thomas (NYPC) 72
40 9.9	Robert Thomas (NYPC) 73
41 10.0	Dean Smith (Woodland Hills, Calif) 73
42 10.4	*George Rhoden (Jam-San Diego) 69
10.5	Roy Chernock (Oceanside, NJ) 70
10.5	Don Cheek (Clairmont, Calif) 73
43 10.3	*George Rhoden (Jam-San Diego) 70
10.5	Don Love (Poway, Calif) 70
44 10.4	*George Rhoden (Jam-San Diego) 71
10.8	Dewey Vroom (Whittier, Calif) 71
45 10.3	Richard Stolpe (Omaha, Neb) 70
46 10.3	Richard Stolpe (Omaha, Neb) 71
47 10.7	Milford Parker (Teaneck, NJ) 72
48 10.6	Milford Parker (Teaneck, NJ) 73
10.6	Milford Parker (Teaneck, NJ) 73
49 10.6	Alphonse Juillard (Stanford, Calif) 72
50 10.5	Alphonse Juillard (Stanford, Calif) 73
51 11.0	Peter Fetter (Redondo Bch, Calif) 72
11.0	Robert McDonald (El Cajon, Calif) 70
52 10.8	Robert McDonald (El Cajon, Calif) 71
53 11.1	Robert McDonald (El Cajon, Calif) 72
11.1	Alfred Guidet (Petaluma, Calif) 72
54 10.8	Alfred Guidet (Petaluma, Calif) 72
55 10.7	Alfred Guidet (Petaluma, Calif) 73
56 11.0	Payton Jordan (Los Altos, Calif) 73
57 11.6	Russel Niblock (Vancouver, Wash) 71
58 12.2	Fritiof Sjostrand (Los Angeles) 71
59 11.7	Virgil McIntyre (Prescott, Ariz) 70
60 11.6	Virgil McIntyre (Prescott, Ariz) 71
61 11.9	Virgil McIntyre (Prescott, Ariz) 72
62 12.2	Virgil McIntyre (Prescott, Ariz) 73
63 12.4	A.J. Puglizevich (Merced, Calif) 71
64 12.2	Ken Carnine (Sacramento, Calif) 72
65 12.4	Ken Carnine (Sacramento, Calif) 73
66 14.4	James Carney (Norfolk, Va) 73
67 13.7	Stanley Herrmann (Santa Barbara, Calif) 72
68 14.2	Sing Lum (Bakersfield, Calif) 73
69 15.0	Sing Lum (Bakersfield, Calif) 73
70 14.1	Harold Chapson (Honolulu) 73
71 14.0	Harold Chapson (Honolulu) 73
72 16.1	David Fowler (San Diego, Calif) 71
73 16.8	David Fowler (San Diego, Calif) 72
79 13.2p	*Duncan McClean (GB) 64
88 17.1	*Duncan McClean (GB) 73

100 METERS

1	60.7	Steve Parsons (Northfield, Ill) 72
2	33.7	Steve Parsons (Northfield, Ill) 73
3	31.1	Steve Parsons (Northfield, Ill) 73
4	22.7	Kevin Strain (Juneau, Alaska) 72
8	15.1	*Gary West (GB) 73
9	14.2	*John Curtain (Aus) 70
14.3		David Klock (Wenatchee, Wash) 72

10 13.6	*Kevin Dixon (Can) 72
11 13.3	Randy Spacek (Cheney, Wash) 72
12 11.5	*Hakan Edvinsson (Swe) 71
13.2	Bruce Conley (Spokane, Wash) 72
13 11.5	*Hakan Edvinsson (Swe) 72
14 12.1	Craig Adams (Spokane, Wash) 72
10.9	*Eugen Ray (EG) 72
11.4	Mark DeSalvo (Adams JHS, Seattle) 71
15 10.3	*Endre Leopold (Hun) 71
10.9	Mark DeSalvo (Seattle, Wash) 72
16 10.2	*Fabrizio Pusterla (Switz) 70
10.5	Forrest Beaty (Hoover, Glndle, Calif) 61
17 10.1	*Silvio Leonard (Cuba) 73
10.2	Bill Gaines (Clrw, Milca Hill, NJ) 66
18 10.0	Willie Turner (Oregon St) 67
19 10.0	*Harry Jerome (Can-Ore) 60
10.0	Ronnie Ray Smith (S Jose St) 68
10.0	Ronnie Ray Smith (S Jose St) 68
10.0	*Valeriy Borzov (SU) 69
10.0	*Pietro Mennea (Italy) 72
20 9.9	Rey Robinson (Fla A&M) 72
21 9.9	Jim Hines (Tex Sn) 68
22 9.9	Jim Hines (Tex Strid) 68
23 9.9	Eddie Hart (BA Strid) 72
24 9.9	Charles Greene (unat) 68
25 10.0	*Vladislav Sapaya (SU) 68
10.0	*Vladislav Sapaya (SU) 68
10.0	Harrington Jackson (UTEP) 72
26 10.0	*Raimo Vilen (Fin) 72
27 10.0	*Chen Chia-chuan (China) 65
10.0	*Hans-Jurgen Bombach (EG) 73
10.2	Charles Greene (Ft Lee) 71
28 10.0	*Enrique Figuerola (Cuba) 67
10.0	*Gert Metz (WG) 70
10.0	*J-L Ravelomanantsoa (Malag/Westmont) 71
10.3	Tom Randolph (Phil PC) 70
10.3	Del Meriwether (Balt OC) 71
10.3	Charles Greene (US Army) 72
29 10.0	*Enrique Figuerola (Cuba) 68
10.3	Tom Fuller (USAF) 60
10.3	Mel Pender (US Army) 67
30 10.0	Mel Pender (Ft Mac) 68
10.0	Mel Pender (Ft Mac) 68
10.0	*Siegfried Schenke (EG) 73
31 10.1	Mel Pender (Ft Mac) 69
10.1	*Brian Green (GB) 72
32 10.2	David James (US) 67
33 10.1	*Manfred Knickenberg (WG) 70
10.8	Mel Pender (US Army) 71
34 10.2	Mel Pender (US Army) 72
35 10.3	*Arquimedes Herrera (Ven) 70
10.4i	Mel Pender (ITA) 73
36 10.4	*Rafael Fortun (Cuba) 56
12.2	John Tansley (Norwalk, Calif) 72
11.8p	Ed Hicks (US) 71
37 10.9	*Karl-Friedrich Haas (WG) 69
38 11.1	Percy Knox (Edwards, Calif) 72
39 11.1	Percy Knox (Edwards, Calif) 73
40 11.0	Thane Baker (Dallas) 72
11.0	Thane Baker (Dallas) 72
41 10.7	Thane Baker (Dallas) 72
42 11.3	*Denis DeVallance (Aus) 73
11.5	Willard Frederickson (S Geronimo, Calif) 73
43 11.2	*George Rhoden (Jam-San Diego) 70
11.7	Dick Mariin (Modesto, Calif) 73

44 11.3	*George Rhoden (Jam-San Diego) 71
11.5	Robert Watanabe (Santa Monica, Calif) 70
45 11.1	*George Rhoden (Jam-San Diego) 72
11.4	Richard Stolpe (Omaha, Nebr) 70
46 11.5	Richard Stolpe (Omaha, Nebr) 71
47 11.3	Richard Stolpe (Omaha, Nebr) 72
48 11.4	Richard Stolpe (Omaha, Nebr) 73
11.4	Richard Stolpe (Omaha, Nebr) 73
49 11.5	Alphonse Juillard (Stanford, Calif) 72
11.5	Alphonse Juillard (Stanford, Calif) 72
50 11.4	Alphonse Juillard (Stanford, Calif) 73
51 12.0	*Karl-Heinz Marsch (WG) 72
12.0	Peter Fetter (Redondo Bch, Calif) 72
52 12.2	Peter Fetter (Redondo Bch, Calif) 73
53 12.2	Alfred Guidet (Petaluma, Calif) 71
54 11.9	Alfred Guidet (Petaluma, Calif) 72
55 11.7	Alfred Guidet (Petaluma, Calif) 73
56 11.6	Payton Jordan (Los Altos, Calif) 73
57 12.4	*Albert Lasch (WG) 71
12.9	Russel Niblock (Vancouver, Wash) 72
58 13.0	*L.A. Batt (GB) 72
13.1	Russel Niblock (Vancouver, Wash) 72
59 12.9	Virgil McIntyre (Prescott, Ariz) 70
60 12.9	*Andy Major (GB) 73
12.9	Virgil McIntyre (Prescott, Ariz) 71
61 12.9	*Herbert Schmidt (WG) 71
13.2	Virgil McIntyre (Prescott, Ariz) 72
62 12.8	Virgil McIntyre (Prescott, Ariz) 73
63 13.7	*Jack Williams (GB) 73
13.8	A.J. Puglizevich (Merced, Calif) 71
64 13.6	Ken Carnine (Sacramento, Calif) 72
65 13.4	Ken Carnine (Sacramento, Calif) 73
66 14.6	*Ronald Wilson (GB) 73
15.9	Sing Lum (Bakersfield, Calif) 71
67 14.6	James Mathews (US) 73
68 15.1	Sing Lum (Bakersfield, Calif) 72
69 14.6	Ralph Higgins (Ft MacArthur, Calif) 71
70 15.3	Harold Chapson (Honolulu) 73
71 14.8	Ralph Higgins (Ft MacArthur, Calif) 73
72 17.3	Noel Johnson (San Diego, Calif) 73
73 16.1	Joseph Head (Minneapolis) 73
84 19.9	*C. Speechly (GB) 72
87 19.3	*Duncan McClean (GB) 72
88 16.3	*Duncan McClean (GB) 73

200 METERS—220 YARDS

Assuming an 0.1 conversion from yards to meters, only the comparatively best mark is used at each age. m=original metric mark (must be at least 0.1 better than yard mark).

1	2:17.3	Steve Parsons (Northfield, Ill) 72
2	62.1	Steve Parsons (Northfield, Ill) 73
3	56.7	Chris Keen (Jefferson, Ga) 72
4	50.8	Kevin Strain (Juneau, Alaska) 72
5	42.0	Scott Greenwald (Louisville, Ky) 69
6	35.0	Neil Corley (Albuquerque) 71
7	31.4	O.J. Waddell (Compton, Calif) 69
8	29.1	O.J. Waddell (Compton, Calif) 70
9	28.7	Kenneth James (Gainesville, Fla) 72
10	27.0	O.J. Waddell (Compton, Calif) 72
11	26.4	Robert Wakefield (Topeka) 73
12	24.3	Adrian Jones (Long Beach, Calif) 73
13	22.6	Harold Sanders (Houston) 73
14	22.0	Charley Moch (Adams Jr, Los Angeles) 63

15 21.2	Ken Curl (Worthing, Houston) 68
21.2	Millard Hampton (Silver Cr, San Jose) 72
16 21.0m	Forrest Beaty (Hoover, Glendale, Calif) 61
21.1	Onia Bates (Grant, Portland) 66
21.1	Tom Scavuzzo (Mullen, Ft Logan, Colo) 69
17 20.7	Phil Underwood (Dorsey, Los Angeles) 66
18 20.2	Willie Turner (Oregon St) 67
20.1m	Marshall Dill (Northern, Detroit) 71
19 20.2m	*Pietro Mennea (Italy) 72
20.3	Steve Williams (SDTC) 73
20 19.8m	*Don Quarrie (Jam-Strid) 71
20.0m	Larry Black (N Car Cent) 72
20.0m	Larry Black (N Car Cent) 72
21 20.0	Tommie Smith (S Jose St) 66
22 20.0m	*Valeriy Borzov (SU) 72
20.1	Tommie Smith (S Jose St) 67
23 19.7m	John Carlos (SCVYV) 68
24 19.8m	Tommie Smith (SCVYV) 68
25 20.1m	Larry Questad (Strid) 68
20.2	*Carl Lawson (Jam) 73
26 20.0m	*Peter Norman (Aus) 68
20.1m	Tom Randolph (Wn Mich) 68
27 20.2	*Hans-Jurgen Bombach (EG) 73
20.4	Tom Randolph (Wn Mich) 69
28 20.5m	*Arquimedes Herrera (Ven) 64
20.5m	*Ed Roberts (Trin-Phil PC) 71
20.6m	Andy Stanfield (NYPC) 56
29 20.3m	*Ed Roberts (Trin-Phil PC) 71
20.3m	*Siegfried Schenke (EG) 73
20.7m	Tom Randolph (NYPC) 71
30 20.2	*Siegfried Schenke (EG) 73
20.7	Barney Ewell (unat) 48
31 20.8m	*Marian Foik (Pol) 64
21.6m	Russ Hodge (Strid) 71
32 20.9m	*Jocelyn Delecour (Fr) 67
21.1m	Dave James (unat) 67
33 21.2m	*Jocelyn Delecour (Fr) 68
21.4	Buddy Fowlkes (Atl Strid) 61
34 21.4m	*Rafael Fortun (Cuba) 54
35 22.0mp	*Ron Jones (GB) 70
22.5m	Ted Cain (Novato, Calif) 73
36 21.6	*Clifton Bertrand (Trin-Bronx, NY) 72
22.2	Arnold Budd (NYC, NY) 72
37 21.9m	*Ron Taylor (GB) 71
22.2m	Jim Hershberger (Wichita, Kans) 69
38 22.8	Percy Knox (Edwards, Calif) 72
39 22.0	Robert Thomas (NYPC) 72
40 22.3m	Dean Smith (Woodland Hills, Calif) 72
22.4	Dean Smith (Woodland Hills, Calif) 72
41 22.4m	Dean Smith (Woodland Hills, Calif) 73
42 23.1m	*Denis DeVallance (Aus) 73
23.7	Thomas Brooks (NYC, NY) 72
43 22.8m	*George Rhoden (Jam-San Diego) 70
23.7	Don Cheek (Clairmont, Calif) 73
44 22.9m	*George Rhoden (Jam-San Diego) 71
24.0	*Oswald Dawkins (Jam-Hollywood) 72
24.0	*Oswald Dawkins (Jam-Hollywood) 72
24.1m	Ruben Melgosa (Sacramento) 73
45 22.3m	*George Rhoden (Jam-San Diego) 72
22.9m	Richard Stolpe (Omaha, Nebr) 70
23.0	Richard Stolpe (Omaha, Nebr) 70
46 23.1m	Jack Greenwood (Mendecino Ldge, Kans) 72
47 23.4m	Richard Stolpe (Omaha, Nebr) 72
48 23.2m	Richard Stolpe (Omaha, Nebr) 73

49	23.6m	Alphonse Juilland (Stanford, Calif) 72
50	23.7	Alphonse Juilland (Stanford, Calif) 73
51	24.9	Robert McDonald (El Cajon, Calif) 70
52	25.1m	Alfred Guidet (Petaluma, Calif) 70
53	24.8m	Alfred Guidet (Petaluma, Calif) 71
	24.9	Alfred Guidet (Petaluma, Calif) 71
54	24.5m	Alfred Guidet (Petaluma, Calif) 72
	24.6	Alfred Guidet (Petaluma, Calif) 72
55	23.6m	Alfred Guidet (Petaluma, Calif) 73
56	24.3m	Payton Jordan (Los Altos, Calif) 73
57	26.2	Russel Niblock (Vancouver, Wash) 71
58	26.3m	*L.A. Batt (GB) 72
	26.7m	Russel Niblock (Vancouver, Wash) 72
59	25.5	Fritiof Sjostrand (Los Angeles) 72
60	26.6	Virgil McIntyre (Prescott, Ariz) 71
61	26.7m	Virgil McIntyre (Prescott, Ariz) 72
62	27.0m	Virgil McIntyre (Prescott, Ariz) 73
63	28.0m	*Jack Williams (GB) 73
	28.5	A.J. Puglizevich (Merced, Calif) 71
64	28.3	Ken Carnine (Sacramento) 72
65	28.4m	A.J. Puglizevich (Merced, Calif) 73
66	30.3	*Ronald Wilson (GB) 73
	32.6m	Sing Lum (Bakersfield, Calif) 71
67	31.9	Sing Lum (Bakersfield, Calif) 71
68	31.7m	Sing Lum (Bakersfield, Calif) 72
69	31.4m	Ralph Higgins (Ft MacArthur, Calif) 71
70	33.0	Harold Chapson (Honolulu) 73
71	31.6m	Ralph Higgins (Ft MacArthur, Calif) 73
72	36.1m	Noel Johnson (San Diego, Calif) 72
73	37.7m	David Fowler (San Diego, Calif) 72
84	43.1m	*C. Speechly (GB) 72
87	41.1m	*Duncan McClean (GB) 72
88	45.9m	*Duncan McClean (GB) 73

400 METERS—440 YARD

Assuming an 0.3 conversion from yards to meters, only the comparatively best mark is used at each age. m=original metric mark (must be at least 0.3 better than yard mark).

1	5:18.9	Steve Parsons (Northfield, Ill) 72
2	2:49.2	Steve Parsons (Northfield, Ill) 73
3	2:09.6	Chris Keen (Jefferson, Ga) 72
4	1:48.2	Kevin Strain (Juneau, Alaska) 72
5	1:34.4	Scott Greenwald (Louisville, Ky) 69
6	76.2	Jerome Waddell (Los Angeles) 71
7	73.2	Jerome Waddell (Los Angeles) 72
8	70.2	Todd Henry (Carson, Calif) 73
9	66.2	Mark Matranga (San Jose, Calif) 72
	66.2	Willie Goldsmith (Albuquerque) 73
10	60.3	Leroy Harris (Denver, Colo) 73
11	59.7	David Saunders (Washington, DC) 73
12	57.6	Jeff Jones (Riverdale, Calif) 71
13	52.8m	*Greg Arnold (Can) 72
	53.3	Bruce Conley (Spokane, Wash) 73
14	49.5	Don Webster (Kennett Sq, Pa) 59
15	46.7	Don Webster (Kennett Sq, Pa) 60
16	46.5	Don Webster (Kennett Sq, Pa) 61
17	46.6	Ron Freeman (Jefferson, Elizabeth, NJ) 65
18	44.9m	Wayne Collett (UCLA) 68
	45.2	Steve Williams (UTEF) 73
19	45.0	Benny Brown (UCLA) 72
20	43.9m	Larry James (Vill) 68
21	43.8m	Lee Evans (S Jose State) 68
22	44.1m	Wayne Collett (Striders) 72

23	44.2m	Fred Newhouse (Ft Mac) 72
24	44.7m	Vince Matthews (BOHAA) 72
	44.7m	Vince Matthews (BOHAA) 72
25	44.9	Adolph Plummer (NMI) 63
	44.9	Lee Evans (BA Strid) 72
26	45.3m	*Horst-Rudiger Schloske (WG) 72
	46.2	Otis Davis (Ore) 59
27	45.1m	*Charles Asati (Kenya) 72
	46.3	Otis Davis (Ore) 60
	46.3	Ollan Cassell (Houston TC) 64
28	44.9m	Otis Davis (EEAA) 60
29	45.6	Bill Toomey (Strid) 68
30	44.9m	Mike Larrabee (Strid) 64
31	45.3	*Amos Omolo (Ug) 68
	47.0	Mike Larrabee (Strid) 65
32	46.3m	*Arthur Wint (Jam) 52
	46.7m	Reggie Pearman (unat) 56
33	46.8m	Reggie Pearman (NYPC) 57
34	47.8	*Jerry Cyrus (S Afr) 67
35	47.9m	*Jerry Cyrus (S Afr) 68
	49.6m	Ted Cain (Novato, Calif) 73
36	48.5m	*Bill Roberts (GB) 48
	48.8	*Bill Roberts (GB) 48
	52.9	John Sanders (Pa) 73
37	48.6m	*Ron Taylor (GB) 71
	53.1i	Larry Means (USAF, Colo) 73
38	52.9i	Larry Means (USAF, Colo) 73
39	53.9	*George Gluppe (Can) 72
	55.3m	Allan Sheehan (Van Nuys, Calif) 72
40	51.4	James Lingel (Lafayette, Calif) 72
41	49.7m	*Jim Dixon (GB) 73
	52.3m	Don Cheek (Clairmont, Calif) 72
42	51.1m	*Keith Whittaker (GB) 73
	52.4m	Ed Dowell (Woodland, Calif) 70
	52.7	Willis Kleinsasser (Azusa, Calif) 70
43	52.6m	*Oswald Dawkins (Jam-Hollywood) 71
	52.6m	Don Cheek (Clairmont, Calif) 73
44	52.3	Bill Fitzgerald (Palos Verdes, Calif) 69
45	53.0m	*S.G. Brooks (GB) 72
	53.5	Bob Sieben (San Diego, Calif) 72
46	52.2m	Bill Fitzgerald (Palos Verdes, Calif) 71
47	51.7m	Richard Stolpe (Omaha, Nebr) 72
48	52.4m	Richard Stolpe (Omaha, Nebr) 73
49	56.3	Alphonse Juilland (Stanford, Calif) 72
50	56.1	Richard Morcom (Philadelphia) 71
51	56.5	William Knuppel (Vista, Calif) 70
52	56.5m	James Upham (Junction City, Kans) 73
53	56.5	Ray Gordon (Wash, DC) 71
54	56.8m	Robert McDonald (El Cajon, Calif) 73
55	57.6	Ray Gordon (Wash, DC) 73
56	57.5	Russel Niblock (Vancouver, Wash) 70
57	57.8	Russel Niblock (Vancouver, Wash) 71
58	58.5m	*L.A. Batt (GB) 72
	59.3m	Russel Niblock (Vancouver, Wash) 72
59	58.8m	Fritiof Sjostrand (Los Angeles) 72
60	61.4m	Fritiof Sjostrand (Los Angeles) 73
61	62.5	Bud Deacon (Honolulu) 72
62	62.4	Bud Deacon (Honolulu) 73
63	66.8m	Monty Montgomery (Sherman Oaks, Calif) 70
64	67.4m	Ken Carnine (Sacramento) 72
65	65.6m	Ken Carnine (Sacramento) 73
66	71.2m	John Clarke (Loveland, Colo) 73
67	73.4	Richard Bredenbeck (Independence, Oh) 73
68	79.7m	*S. Hesketh (Aus) 73

69	82.4m	Sing Lum (Bakersfield, Calif) 73
70	68.4m	Harold Chapson (Honolulu) 73
71	69.2m	Harold Chapson (Honolulu) 73
72	80.4m	Glen Ingram (Sioux Rapids, Ia) 73
73	82.1	Noel Johnson (San Diego, Calif) 73
76	1:57.0	Virgil Sturgill (Asheville, NC) 73

600 METERS—660 YARDS

Assuming an 0.5 conversion from yards to meters, only the comparatively best mark is used at each age. m=original metric mark (must be at least 0.5 better than yard mark).

1	8:05.2	Steve Parsons (Northfield, Ill) 72
2	5:52.1	Steve Parsons (Northfield, Ill) 73
3	3:24.3	Kevin Strain (Alhambra, Calif) 71
4	2:46.8	Kevin Strain (Juneau, Alaska) 72
5	2:34.9	Kevin Strain (Juneau, Alaska) 73
6	2:27.1	Kevin Strain (Juneau, Alaska) 73
7	2:08.9	Mike Assumma (Rialto, Calif) 71
8	1:57.8	Mike Assumma (Rialto, Calif) 72
9	1:49.8	Todd Knox (Wasco, Calif) 71
10	1:40.7	Eddie Lujan (Wasco, Calif) 72
11	1:43.8	Scott Dahm (Dayton, Ohio) 72
12	1:38.7	Ryan Moody (HookJr, Vctrvllle, Calif) 72
13	1:28.1	*Donald Wilkinson (Aus) 71
	1:29.8	Bruce Conley (Spokane, Wash) 73
14	1:22.4	Bill Heinzen (Glendora, Calif) 69
15	1:21.6	Edesel Garrison (Centennial, Cmptn, Calif) 66
	1:21.6	Bill Heinzen (Glendora, Calif) 70
16	1:19.5m	Steve Ovett (GB) 72
	1:20.8	Devone Smith (Compton, Calif) 63
17	1:20.5	Paul Williams (Hntngtn Bch, Calif) 67
21	1:14.3m	Lee Evans (San Jose St) 68

800 METERS—880 YARDS

Assuming an 0.7 conversion from yards to meters, only the comparatively best mark is used at each age. m=original metric mark (must be at least 0.7 better than yard mark).

1	11:14.3	Steve Parsons (Northfield, Ill) 72
2	8:39.6	Steve Parsons (Northfield, Ill) 73
3	4:20.2	Kenny Ryerson (Laurel, Md) 72
4	3:47.8	Kevin Strain (Juneau, Alaska) 72
5	3:29.1	Kevin Strain (Juneau, Alaska) 73
6	3:08.0	Mike Catanello (Metuchen, NJ) 73
7	2:41.0	Mike McKinney (Dale City, Va) 71
8	2:37.1	Mike Assumma (Rialto, Calif) 72
9	2:29.6	Todd Knox (Wasco, Calif) 71
10	2:23.8	Kevin Knox (Wasco, Calif) 70
11	2:17.3	Kevin Knox (Wasco, Calif) 71
12	2:11.0	Dean Christian (Denver, Colo) 73
13	1:59.4m	*Stephen Greaves (GB) 71
	2:02.3	Bruce Conley (Spokane, Wash) 73
14	1:56.5m	*Andy Barnett (GB) 70
	1:58.3	Rich Heffern (Piedmont, Calif) 64
	1:58.3	Curtis Clark (Darnell, Geneseo, Ill) 72
15	1:53.0	Dyrk Dahl (Okmulgee, Okla) 73
16	1:49.8m	Erwin Gohlke (E Ger) 70
	1:50.3	Mark Belger (Mephram, Whittier, NY) 73
17	1:47.4m	*Steve Ovett (GB) 73
	1:49.2	Dennis Carr (Lowell, Whittier, Calif) 63
	1:49.2	Bob Hose (Madison, S Diego, Calif) 64
18	1:46.4m	*Gheorge Ghipu (Rumania) 73
	1:46.5m	Mark Winzenried (Wisc) 68

19	1:44.9	Jim Ryun (Kans) 66
20	1:44.9m	*Franz-Josef Kemper (WG) 66
	1:45.2m	Ron Phillips (Ill) 72
21	1:44.3m	Dave Wottle (B Green St) 72
22	1:45.1	*Danie Malan (S Afr) 73
	1:44.8m	Ken Swenson (Kans St) 70
23	1:43.7m	*Marcello Fiasconaro (Italy) 73
	1:45.0m	Rick Wohlhuter 72
24	1:44.6	Rick Wohlhuter 73
25	1:44.9m	*Walter Adams (WG) 70
	1:45.2m	Jim Ryun (CW) 72
26	1:45.7m	*Franz-Josef Kemper (WG) 72
	1:46.8m	Tom Von Ruden (P Coast) 71
	1:46.8m	Jim Dupree (Sn Ill) 62
27	1:45.9m	*George Kerr (Jam) 64
	1:45.9m	*Manfred Matuschewski (EG) 66
	1:46.9	Ted Nelson (Strid) 66
28	1:46.2m	*Paul Schmidt (WG) 59
	1:47.9	Ted Nelson (Strid) 67
29	1:45.2m	*Wilson Kiprugut (Ken) 67
	1:48.3	Lowell Paul (UCTC) 73
30	1:44.5m	*Wilson Kiprugut (Ken) 68
	1:48.9	Mal Whitfield (LAAC) 55
31	1:47.0m	*Kip Keino (Kenya) 71
	1:48.2m	Mal Whitfield (unat) 56
32	1:46.4m	*Kip Keino (Kenya) 72
	1:50.6m	Reggie Pearman (NYPC) 56
33	1:50.7m	*Marcel Hansenne (Fr) 50
	1:51.7	Reggie Pearman (NYPC) 57
34	1:50.5	*George Scott (Aus-P Coast) 71
35	1:49.2	*George Scott (NZ-Long Beach, Calif) 72
	2:03.3m	Maynard Orme (Monte Sereno, Calif) 72
36	1:53.2m	*Mario Lanzi (Italy) 51
	1:58.8m	Larry Wray (Los Angeles) 72
37	1:52.5m	*Hubert Streit (WG) 62
	2:01.3i	Larry Means (USAF, Colo) 73
38	1:52.8m	*Michel Bernard (France) 70
	2:02.0i	Larry Means (USAF, Colo) 73
39	1:57.4m	*Henry Kupczyk (Can-Nashville) 72
	2:01.0	David Pratt (Davis, Calif) 72
40	1:57.4m	*Henry Kupczyk (Can-Nashville) 73
	1:57.2mp	*B. Bullen (GB) 73
	1:58.8	Frank McBride (Detroit) 71
41	1:57.6m	David Pratt (Davis, Calif) 73
	1:58.6m	*Egisto Pederzoli (Italy) 56
	1:58.7m	James Vantatenhove (La Habra, Calif) 72
43	2:02.2	Willis Kleinsasser (Azusa, Calif) 71
44	1:59.8	Bill Fitzgerald (Palos Verdes, Calif) 69
45	2:01.4	Bill Fitzgerald (Palos Verdes, Calif) 70
46	2:00.9	Bill Fitzgerald (Palos Verdes, Calif) 71
47	1:58.4m	Bill Fitzgerald (Palos Verdes, Calif) 72
48	1:58.1m	Bill Fitzgerald (Palos Verdes, Calif) 73
49	2:08m	*Wally Sheppard (Aus) 72
	2:16.4	Lewis Collier (Nashville) 73
50	2:05.0m	*Wally Sheppard (Aus) 72
	2:09.5	Ray Gordon (Wash, DC) 68
51	2:13.3	Ray Gordon (Wash, DC) 69
52	2:14.5m	Alan Waterman (San Francisco) 71
53	2:15.1	Ray Gordon (Wash, DC) 71
54	2:15.0m	Ray Gordon (Wash, DC) 72
55	2:13.5	Ray Gordon (Wash, DC) 73
56	2:17.0m	Russel Niblock (Vancouver, Wash) 70
57	2:18.5	Russel Niblock (Vancouver, Wash) 71
58	2:37.7	Fritiof Sjostrand (Los Angeles) 71

59 2:33.8m Frittof Sjostrand (Los Angeles) 72
 60 2:23.8 Bud Deacon (Honolulu) 72
 61 2:23.8 Bud Deacon (Honolulu) 73
 62 2:26.5 Bud Deacon (Honolulu) 73
 2:26.5 Bud Deacon (Honolulu) 73
 63 2:30.5 Norman Bright (Seattle) 73 72
 64 2:37.7m *Gunther Stolzenburg (WG) 72
 2:35.0mp *L. Rolls (GB) 73
 2:37.8m James Bole (Long Beach, Calif) 72
 65 2:29.1 Monty Montgomery (Sherman Oaks, Ca) 72
 66 2:44m Ray Williams (Santa Barbara, Calif) 73
 67 2:44.7 Richard Bredenbeck (Independence, Oh) 73
 70 2:37.0m Harold Chapson (Honolulu) 73
 71 2:37.4 Harold Chapson (Honolulu) 73
 72 2:59.1m Noel Johnson (San Diego, Calif) 73
 73 3:10.7 Noel Johnson (San Diego, Calif) 73
 76 4:09.3 Virgil Sturgill (Asheville, NC) 73

1320 YARDS

1 17:13.5 Steve Parsons (Northfield, Ill) 71
 2 12:59.9 Steve Parsons (Northfield, Ill) 73
 3 7:10.8 Kevin Strain (Alhambra, Calif) 71
 4 5:57.2 Kevin Strain (Juneau, Alaska) 71
 5 5:37.0 Kevin Strain (Juneau, Alaska) 73
 6 5:07.1 Sean Larkin (St Petersburg, Fla) 72
 7 4:29.1 Mike McKinney (Dale City, Va) 71
 8 4:19.9 Gene Mirken (Rockville, Md) 71
 9 4:08.2 Charles Assumma (Rialto, Calif) 70
 10 4:01.0 John Thomas (Miramar, Fla) 73
 11 3:42.0 Charles Assumma (Rialto, Calif) 72
 12 3:33.8 Scott Slovic (Eugene, Ore) 73
 13 3:24.0 *Don Wilkinson (Aus) 71
 3:32.2 Tim Flynn (Penn Hills, Pa) 70
 14 3:12.2 *Barrie Williams (GB/North, Trnce, Calif) 70
 15 3:06.4 Alvin Gilmore (Lompoc, Calif) 71
 16 3:05.9 Brent Tubb (Camarillo, Calif) 69
 17 3:02.8 Jim Ryun (East, Wichita, Kans) 64
 18 3:00.9 Tom Sullivan (Evanston, Ill) 61
 26 2:53.2 *Kip Keino (Ken) 66

1500 METERS

1 22:41.3 Steve Parsons (Northfield, Ill) 72
 2 15:52.1 Steve Parsons (Northfield, Ill) 73
 4 7:37.9 Kevin Strain (Juneau, Alaska) 72
 5 7:04.0 Kevin Strain (Juneau, Alaska) 73
 11 4:46.4 *Mark Dantu (Can) 72
 12 4:42.8 *Dean Gordon (Can) 69
 4:45.4 Scott Dahm (Dayton, Ohio) 73
 13 4:08.2 *Andy Barnett (GB) 69
 4:25.4 Tim Riley (Spokane, Wash) 71
 14 3:59.0 *Andy Barnett (GB) 70
 4:14.4 Bob Siebenthol (Encina, Sacramento) 69
 15 3:51.8 *Bernard Vifian (Switz) 71
 4:01.9 Tim Earle (Granite Hills, El Cjn, Calif) 73
 16 3:48.7 *David Glassborow (GB) 71
 3:49.7 Jim Ryun (East, Wichita, Kans) 63
 17 3:39.0 Jim Ryun (East, Wichita, Kans) 64
 18 3:39.0 *Gheorge Ghipu (Rumania) 73
 3:40.4 Jim Ryun (East, Wichita, Kans) 65
 19 3:36.1 Jim Ryun (Kans) 66
 20 3:33.1 Jim Ryun (Kans) 67
 21 3:37.7 *Rolf Gysin (Switz) 73

3:37.8 Jim Ryun (Kans) 68
 22 3:35.6 *Herb Elliott (Aus) 60
 3:36.0 Marty Liquori (Villanova) 71
 23 3:36.4 *Jurgen May (EG) 65
 3:39.4 Tom Von Ruden (Fr Mac) 68
 3:39.4 John Mason (P Coast) 69
 24 3:36.3 *Pekka Vasala (Fin) 72
 3:38.2 Chuck LaBenz (P Coast) 73
 25 3:36.8 *Tom B. Hansen (Den) 73
 3:37.7 Len Hilton (P Coast) 73
 26 3:36.8 *Kip Keino (Kenya) 66
 3:38.5 Tom Von Ruden (P Coast) 71
 27 3:36.3 *Francesco Arese (Italy) 71
 3:38.9 Jim Grelle (Mult AC) 64
 28 3:34.0 *Jean Wadoux (France) 70
 3:39.0 Jim Grelle (Mult AC)
 29 3:36.8 *Francesco Arese (Italy) 73
 3:43.3 Jim Grelle (Mult AC) 66
 30 3:36.3 *Michel Jazy (Fr) 66
 3:36.3 *Michel Jazy (Fr) 66
 3:42.8 Jim Grelle (Mult AC) 67
 31 3:36.8 *Kip Keino (Kenya) 71
 32 3:36.8 *Kip Keino (Kenya) 72
 33 3:41.4 *Gerard Vervoort (Fr) 69
 34 3:42.4 *Roger Verheuen (Bel) 61
 35 3:46.0 *Gerard Vervoort (Fr) 71
 4:14.7 Michael Tymn (Honolulu) 72
 36 3:49.7 *Michel Bernard (Fr) 68
 4:05.5 Larry Wray (Los Angeles) 72
 37 3:42.4 *Gerard Vervoort (Fr) 73
 4:13.6 Robert Emmerling (Manhattan Bch, Calif) 73
 38 3:51.1 *Michel Bernard (Fr) 70
 39 3:52.7 *Michel Bernard (Fr) 71
 4:07.0 Bill Gookin (San Diego, Calif) 72
 40 3:52.0 *Michel Bernard (Fr) 72
 4:05.9 Wilbur Williams (Los Angeles) 73
 4:05.9 Wilbur Williams (Los Angeles) 73
 41 3:58.5 *Laurie O'Hara (GB) 73
 4:11.2 Ken Napier (Reno, Nev) 73
 42 4:03.3 *Alan Hughes (GB) 73
 4:10.5 James Vantatenhove (LaHabra, Calif) 72
 43 4:07.8 *Manuel Alonso (Spain) 73
 4:17.0 Peter Mundle (Venice, Calif) 72
 44 4:17.3i Peter Mundle (Venice, Calif) 73
 45 4:13.6 Bill Fitzgerald (Palos Verdes, Calif) 70
 46 4:20.6 *Arthur Taylor (Can) 73
 47 4:10.4 Bill Fitzgerald (Palos Verdes, Calif) 72
 48 4:12.1 Bill Fitzgerald (Palos Verdes, Calif) 73
 49 4:25.3 *Jack Pennington (Aus) 72
 4:33.3 Avery Bryant (Palos Verdes, Calif) 73
 50 4:20.0 *Wally Sheppard (Aus) 72
 4:36.5 Jim Gorrell (Apple Valley, Calif) 72
 51 4:37.9 *Jack Pennington (Aus) 73
 52 4:42.4 Albert Salmon (Calif) 73
 53 4:32.8 *George McGrath (Aus) 73
 54 4:37.2 Robert Dellwo (Spokane, Wash) 72
 55 4:52.9 Ed Halpin (Riverside, Calif) 73
 56 4:50.5 Ed Preston (San Francisco) 73
 57 4:54.4p *A. Betts (GB) 73
 5:05.2 Ray Mahannah (Fremont, Calif) 73
 58 5:40.4 George Braceland (Drexel Hill, Pa) 72
 59 5:17.6 John Wall (Baltimore) 72
 60 5:04.4 Bud Deacon (Honolulu) 72
 61 4:53.2 William Andberg (Anoka, Minn) 72

62 4:58.3 William Andberg (Anoka, Minn) 73
 63 5:07.0 Norman Bright (Seattle) 73
 64 5:23.1 Ray Williams (Santa Barbara, Calif) 72
 65 5:09.6 Sydney Madden (Santa Monica, Calif) 73
 66 5:37.3 Richard Bredenbeck (Independence, Oh) 72
 67 5:45.5i Richard Bredenbeck (Independence, Oh) 73
 70 5:30.8 Harold Chapson (Honolulu) 73
 71 5:30.4 Harold Chapson (Honolulu) 73
 72 6:38.0 Noel Johnson (San Diego, Calif) 72
 73 6:44.3 Noel Johnson (San Diego, Calif) 73
 75 7:06.6 Virgil Sturgill (Asheville, NC) 72

MILE

1 24:16.6 Steve Parsons (Northfield, Ill) 72
 2 18:01.2 Steve Parsons (Northfield, Ill) 73
 3 9:52.2 Kevin Strain (Alhambra, Calif) 71
 4 8:18.0 Kevin Strain (Juneau, Alaska) 72
 5 7:35.1 Kevin Strain (Juneau, Alaska) 73
 6 6:29.9 Joe O'Connor (Metuchen, NJ) 73
 7 5:29.9 Mike McKinney (Dale City, Va) 71
 8 5:36.6 Mike Assumma (Rialto, Calif) 72
 9 5:19.1 Mike Assumma (Rialto, Calif) 73
 10 5:07.3 Charles Assumma (Rialto, Calif) 71
 11 4:50.2 Charles Assumma (Rialto, Calif) 73
 12 4:43.8 *Andy Barnett (GB) 68
 4:50.4 Charles Assumma (Rialto, Calif) 73
 13 4:29.0 *Andy Barnett (GB) 69
 4:41.8 Timothy Black (Huntsville, Ala) 73
 14 4:24.1 *Andy Barnett (GB) 70
 4:25.3 Randy Beebe (Glnbrd East, Lombard, Ill) 69
 15 4:15.0 *Andy Barnett (GB) 71
 4:15.7 John Drew (Memorial, Houston) 65
 16 4:06.7 *Barrie Williams (GB/North, Trnce, Calif) 72
 4:07.8 Jim Ryun (East, Wichita, Kans) 63
 17 3:59.0 Jim Ryun (East, Wichita, Kans) 64
 18 3:55.3 Jim Ryun (East, Wichita, Kans) 65
 19 3:51.3 Jim Ryun (Kans) 66
 20 3:51.1 Jim Ryun (Kans) 67
 21 3:54.6 Marty Liquori (Villanova) 71
 22 3:53.3 Dave Wottle (B Green St) 73
 23 3:53.8 *Jurgen May (EG) 65
 3:55.6 Dyrrol Burleson (EEAA) 63
 24 3:53.8 *Bodo Tummler (WG) 68
 3:54.8 Jim Ryun (Ore TC) 71
 25 3:54.1 *Peter Snell (NZ) 64
 3:55.9 Len Hilton (P Coast) 73
 26 3:53.4 *Kip Keino (Kenya) 66
 3:56.1 Jim Grelle (LATIC) 63
 27 3:53.1 *Kip Keino (Kenya) 67
 3:56.3 Jim Beatty (LATIC) 62
 28 3:53.6 *Michel Jazy (Fr) 65
 3:55.4 Jim Grelle (Mult AC) 65
 29 3:55.4 Jim Grelle (Mult AC) 66
 30 3:52.0 *Ben Jipcho (Kenya) 73
 3:56.1 Jim Grelle (Mult AC) 67
 31 3:54.4 *Kip Keino (Kenya) 71
 4:14.3 Jim Grelle (Mult AC) 68
 32 4:00.4 *Derek Ibbotson (GB) 64
 33 4:00.9 *Michel Bernard (Fr) 65
 34 3:59.6 George Young (unat) 72
 35 4:03.7 *George Scott (WZ-Long Beach, Calif) 72
 4:27 Glynn Wood (Wash, DC) 70
 36 4:24.0 Bill Gookin (San Diego, Calif) 69

37 4:21.5 Glynn Wood (Wash, DC) 71
 38 4:19.9 Glynn Wood (Wash, DC) 72
 39 4:13.0 *Fred Norris (GB) 61
 4:21.8 Denny Meyer (Seattle) 72
 40 4:21.5 *Fred Norris (GB) 62
 4:24.3 Wilbur Williams (Los Angeles) 73
 41 4:21.5 *Laurie O'Hara (GB) 73
 4:28.3 Peter Mundle (Venice, Calif) 69
 42 4:25p *Kevin Fisher (Aus) 72
 4:27.9 James Vantatenhove (LaHabra, Calif) 72
 43 4:32.3 Peter Mundle (Venice, Calif) 71
 44 4:28.0 Bill Fitzgerald (Palos Verdes, Calif) 69
 45 4:39.1 Bill Fitzgerald (Palos Verdes, Calif) 71
 46 4:29.5 Bill Fitzgerald (Palos Verdes, Calif) 72
 47 4:34.5 Bill Fitzgerald (Palos Verdes, Calif) 73
 48 4:32.2 *Jack Pennington (Aus) 71
 4:32.8 Bill Fitzgerald (Palos Verdes, Calif) 73
 49 4:44.9 *Wally Sheppard (Aus) 71
 4:51.1i George Sheehan (Rumson, NJ) 68
 50 4:47 *Wally Sheppard (Aus) 72
 51 4:51.9i George Sheehan (Rumson, NJ) 70
 52 4:53.5i George Sheehan (Rumson, NJ) 71
 53 5:01.7 George Sheehan (Rumson, NJ) 72
 54 4:56.8 Robert Dellwo (Spokane, Wash) 72
 55 5:03.6 Robert Dellwo (Spokane, Wash) 73
 56 5:27.6 Wayne Zook (San Diego, Calif) 73
 57 5:16.1 Albert Clark (Orange, Calif) 71
 58 6:01.5 Joseph McCluskey (Rego Park, NY) 69
 59 5:43.0i George Braceland (Drexel Hill, Pa) 73
 60 5:18.8 William Andberg (Anoka, Minn) 71
 61 5:21.0i William Andberg (Anoka, Minn) 73
 5:18p John A. Kelley (Watertown, Mass) 62
 62 5:41.0 Bud Deacon (Honolulu) 73
 63 5:38.0 Norman Bright (Seattle) 73
 64 5:45.9 Ray Williams (Santa Barbara, Calif) 72
 65 5:22 Monty Montgomery (Sherman Oaks, Calif) 72
 67 5:55i Lou Gregory (Alabama) 73
 68 7:11.0 Richard Bredenbeck (Independence, Oh) 73
 70 8:04.0 Harold Chapson (Honolulu) 73
 71 5:54.0 Harold Chapson (Honolulu) 73
 72 6:53.1 Noel Johnson (San Diego, Calif) 72
 73 6:55.0 Virgil Sturgill (Asheville, NC) 70
 74 7:32.0 Virgil Sturgill (Asheville, NC) 71
 75 8:39.4 Virgil Sturgill (Asheville, NC) 72
 76 7:54.7 Virgil Sturgill (Asheville, NC) 73

STEEPLECHASE

10 13:57.8 *Brad Martyniuk (Can) 68
 11 13:37.0 Mike Spraker (Houston) 71
 12 14:59.0 Sam Slocumb (Houston) 71
 13 11:06.2 Geoffrey Adams (Davis, Calif) 72
 14 9:49.0 Rick Buckstad (Hoover Jr, Edison, NJ) 71
 15 9:46.2 Dave Pottetti (Fox Lane, Bedford, NY) 65
 16 9:21.6 *John Davies (GB) 69
 9:30.2 Bill Glad (Bellevue, Wash) 71
 9:30.2 Gordy Braun (Shoreline, Seattle) 72
 17 9:05.4 *Eduardo Pinedo (Spain) 69
 9:13.4 Steve Mowry (Madison, San Diego) 73
 18 8:40.4 Todd Lathers (Oregon) 71
 19 8:42.0 *Andy Holden (GB) 68
 8:42.0 *Waldemar Cierpinski (EG) 69
 8:48.8 Todd Lathers (Ore) 72
 20 8:28.2 *Bronislaw Malinowski (Pol) 71

8:31.8 Doug Brown (Tenn) 72
 21 8:22.2 *Bronislaw Malinowski (Pol) 72
 8:26.8 Doug Brown (Tenn) 73
 22 8:21.6 *Bronislaw Malinowski (Pol) 73
 8:26.4 Sid Sink (B Green St) 71
 23 8:21.0 *Tapio Kantanen (Fin) 72
 8:29.6 Steve Savage (Ore) 71
 24 8:22.0 *Kerry O'Brien (Aus) 70
 8:29.8 Steve Savage (Ore TC) 72
 25 8:23.6 *Kazimierz Maranda (Pol) 72
 8:33.8 Bob Price (Ala) 71
 26 8:18.4 *Anders Garderud (Swe) 73
 8:32.4 Pat Traynor (USA F) 68
 27 8:22.2 *Vladimir Dudin (SU) 69
 8:35.2 Mike Manley (Strid) 69
 28 8:24.2 *Jouko Kuha (Fin) 68
 8:27.2 Barry Brown (Fla TC) 73
 8:34.4 Pat Traynor (USA F) 68
 29 8:23.4 *Aleksandr Morozov (SU) 69
 8:27.6 Mike Manley (Ore TC) 71
 30 8:14.0 *Ben Jipcho (Kenya) 73
 8:29.8 Mike Manley (Ore TC) 72
 31 8:29.2 *Gaston Roelants (Belg) 68
 8:51.8 George Young (unat) 68
 32 8:23.6 Kipchoge Keino (Ken) 72
 8:28.4 Hal Higdon (UCC) 63
 33 8:31.8 *Aleksandr Morozov (SU) 73
 8:51.0 Horace Ashenfelter (NYAC) 56
 34 8:39.4 *Guy Texereau (Fr) 69
 9:43.0 Hal Higdon (Dunes TC) 65
 35 8:41.8 *Guy Texereau (Fr) 70
 36 9:32.2 *David Chapman (GB) 72
 8:59.0p *O. Olivier (S Afr) 71
 12:42.0 John Tansley (Norwalk, Calif) 72
 37 8:48.6 *Guy Texereau (Fr) 72
 9:39.5 Glynn Wood (Wash, DC) 71
 38 9:06.8 *Manuel Alonso (Sp) 68
 39 9:16.2 *Manuel Alonso (Sp) 69
 9:46.4 Denny Meyer (Seattle) 72
 40 9:52.0 *Henry Kupczyk (Can-Nashville) 73
 9:51.0p *M. Barret (GB) 73
 10:57.4 Walter McConnell (Wharton, NJ) 72
 41 9:36.2 Hal Higdon (Mich City, Ind) 72
 42 9:38.0 Hal Higdon (Mich City, Ind) 73
 43 9:41.4 *Manuel Alonso (Sp) 73
 10:48.0 John Stowers (Houston) 72
 44 10:38.4 Bill Stock (San Diego, Calif) 73
 45 10:42.6 Lewis Roberts (S Bernardino, Calif) 72
 46 11:03.6 Lewis Roberts (S Bernardino, Calif) 73
 47 11:14.2 *Bill Coyne (Aus) 72
 11:40.0 John Noble (S Pasadena, Calif) 73
 48 12:31.0 Avery Bryant (Palos Verdes, Calif) 72
 49 10:51.0p *Theo Orr (Aus) 73
 51 12:14.4 Bill Eppright (Houston) 72
 52 14:33.8 Howard McNiece (Lakewood, Calif) 72
 53 17:05.0 Howard McNiece (Lakewood, Calif) 73
 54 11:42.2 Alan Waterman (San Francisco) 72
 55 13:41.8 Robert Long (Torrance, Calif) 73
 56 15:16.4 Richard Wright (Pasadena, Calif) 73
 58 13:33p *Ed Gamble (Aus) 73
 60 14:49.8 George Braceland (Drexel Hill, Pa) 73
 61 16:10.0 Stan Thompson (Honolulu) 72
 62 14:12.0 Norman Bright (Seattle) 72
 63 12:48.5 Norman Bright (Seattle) 73

65 17:55.5 Paul Carmichael (San Francisco) 73

3000 METERS

4 15:51 Kevin Strain (Juneau, Alaska) 72
 5 14:31 Kevin Strain (Juneau, Alaska) 73
 6 13:55 Kevin Strain (Juneau, Alaska) 73
 9 10:53.5 Daven Chun (Honolulu) 73
 13 9:07.6 *Don Wilkinson (Aus) 71
 9:28.0 Jon Slaughter (Nashville) 71
 14 8:46.0 *Iain Ray (GB) 72
 15 8:24.4 *Klaus Heindorfer (EG) 68
 8:42.0 Tim Earle (Granite Hills, El Cajon, Calif) 73
 16 8:13.4 *Barrie Moss (GB) 72
 9:04.2 Kirk Pfeffer (Crawford, San Diego) 72
 17 8:05.8 *Kevin Steere (GB) 72
 8:10.6 Craig Virgin (Lebanon, Ill) 73
 18 8:00.8 *David Black (GB) 71
 8:08.0 Steve Prefontaine (Mrshfld, Coos Bay, Ore) 69
 19 7:58.0 Gerry Lindgren (Wash St) 65
 20 7:46.6 *Dave Black (GB) 73
 8:00.2 Tim Danielson (SDTC) 68
 21 7:44.2 Steve Prefontaine (Ore) 72
 22 7:47.8 Bernd Diessner (EG) 69
 7:51.0 *Rod Dixon (NZ) 72
 7:56.0 Bob Day (Strid) 67
 23 7:39.8 *Emiel Puttemans (Belg) 71
 7:55.0 Tracy Smith (Ft Mac) 68
 24 7:37.6 *Emiel Puttemans (Belg) 72
 7:48.0 Len Hilton (Hous TC) 72
 25 7:39.2 *Emiel Puttemans (Belg) 73
 7:54.4 Len Hilton (P Coast) 73
 26 7:48.8 *Anders Garderud (Swe) 73
 8:03.0 Jeff Galloway (Fla TC) 72
 27 7:49.6 *Harald Norpoth (WG) 70
 7:49.6 *Harald Norpoth (WG) 70
 7:54.2 Jim Beatty (LATC) 62
 28 7:48.6 *Gaston Roelants (Belg) 65
 7:58.2 Barry Brown (Fla TC) 73
 29 7:49.0 *Michel Jazy (Fr) 65
 8:03.2 Bill Mills (SDTC) 68
 30 7:44.4 Ben Jipcho (Kenya) 73
 7:56.0 Mike Manley (Ore TC) 72
 31 7:48.2 *Ron Clarke (Aus) 68
 32 7:46.0 *Siegfried Hermann (EG) 65
 33 7:49.0i *Siegfried Hermann (EG) 66
 34 7:50.2 *Mohamed Gamoudi (Tun) 72
 35 7:56.2 *Michel Bernard (Fr) 67
 36 8:07.0 *Michel Bernard (Fr) 68
 37 8:12.6 *Michel Bernard (Fr) 69
 38 8:13.4 *Michel Bernard (Fr) 70
 39 8:02.2 *Michel Bernard (Fr) 71
 8:58.0 Peter Mundle (Venice, Calif) 68
 40 8:51.2 *Henry Kupczyk (Can-Nashville) 73
 8:48.0p *Arthur Walsham (GB) 71
 9:00.6 Ray Hatton (Bend, Ore) 72
 41 8:22.0 *Laurie O'Hara (GB) 73
 8:22.0 *Alain Mimoun (Fr) 62
 9:08.4 Hal Higdon (Michigan City, Ind) 73
 42 8:27.2 *Alain Mimoun (Fr) 63
 8:57 Peter Mundle (Venice, Calif) 70
 43 8:29.2 *Alain Mimoun (Fr) 64
 44 9:58.6 *John Reeves (Can) 71
 9:22.0p *Arthur Taylor (Can) 71

45 8:44.2 *Alain Mimoun (Fr) 66
 9:45.8 Peter Mundle (Venice, Calif) 73
 46 9:02.0 *Arthur Taylor (Can) 73
 47 9:52.6 *Fritz Boschen (WG) 71
 48 11:25 Joseph Goo (Honolulu) 73
 49 9:34.0p *M. Fernandes (Spain) 73
 10:11 Raymond Gil (Lompoc, Calif) 73
 51 10:54.2 Lou Turbeville (Honolulu) 73
 52 9:46.2 *John Gilmour (Aus) 71
 54 11:24.6 *Georg Wolff (WG) 71
 55 10:50 Ed Halpin (Riverside, Calif) 73
 59 10:37.6 *Thedde Jensen (Swe) 66
 60 11:55.0 Bud Deacon (Honolulu) 72
 61 11:33.0 Bud Deacon (Honolulu) 73
 62 10:50.0 *Jupp Berg (WG) 71
 11:39.4 Bud Deacon (Honolulu) 73
 63 11:38.2 Norman Bright (Seattle) 73
 67 12:05i Richard Bredenbeck (Independence, Oh) 73
 68 13:27 Richard Bredenbeck (Independence, Oh) 73
 71 12:11.8 Tom Roberts (Atlanta, Ga) 73
 73 14:42.4 Elmer Sanborn (Atlanta, Ga) 73

TWO MILES

4 18:00.8 Kevin Strain (Juneau, Alaska) 72
 5 15:38.8 Kevin Strain (Juneau, Alaska) 73
 6 14:59.0 Kevin Strain (Juneau, Alaska) 73
 7 12:36.8 Mike Assumma (Rialto, Calif) 71
 8 11:57.4 Daven Chun (Honolulu) 73
 9 11:36.0 Daven Chun (Honolulu) 73
 10 10:52.0 Charles Assumma (Rialto, Calif) 71
 11 10:05.8 Charles Assumma (Rialto, Calif) 73
 12 10:08.6 Charles Assumma (Rialto, Calif) 73
 13 10:04.2 David Cortez (Redwood City, Calif) 71
 14 9:32.0 Craig Virgin (Lebanon, Ill) 70
 15 8:57.4 Craig Virgin (Lebanon, Ill) 71
 16 8:52.0 Craig Virgin (Lebanon, Ill) 72
 17 8:40.0i Gerry Lindgren (Rogers, Spokane) 64
 8:41.0 Craig Virgin (Lebanon, Ill) 73
 18 8:41.6 Steve Prefontaine (Mrshfld, Coos Bay, Ore) 69
 19 8:25.2 Jim Ryun (Kans) 66
 20 8:22.0 *Dave Black (GB) 73
 8:24.8 Paul Geis (Ore) 73
 21 8:19.4 Steve Prefontaine (Ore) 72
 22 8:17.4 *Rod Dixon (NZ) 73
 8:24.6 Steve Prefontaine (Ore) 73
 23 8:14.0 *Lasse Viren (Fin) 72
 8:26.2 Frank Shorter (Fla TC) 71
 8:33.4 Frank Shorter (Fla TC) 71
 24 8:17.2 *Emiel Puttemans (Belg) 72
 8:34.2 Steve Stageberg (Gtn AA) 71
 25 8:13.2i *Emiel Puttemans (Belg) 73
 8:29.0 Len Hilton (P Coast) 73
 8:29.0 Jim Crawford (US Army) 73
 26 8:20.8 *Anders Garderud (Swe) 73
 8:26.4 Bob Schul (Miami/O) 64
 27 8:29.8 Jim Beatty (LATC) 62
 28 8:24.8 *Ron Clarke (Aus) 65
 8:30.8i Jim Beatty (LATC) 63
 29 8:22.6 *Michel Jazy (Fr) 65
 8:25.2 Jim Grelle (Mult AC) 66
 30 8:16.4 *Ben Jipcho (Ken) 73
 8:22.0 George Young (unat) 68
 31 8:19.6 *Ron Clarke (Aus) 68

8.27.2i George Young (unat) 69
 32 8:30.0 *Ron Clarke (Aus) 69
 8:53.8 Billy Mills (unat) 71
 33 8:30.6 George Young (unat) 71
 34 8:28.2i George Young (unat) 72
 35 8:37.2 *Dave Power (Aus) 63
 9:04.8i Frank Pflaging (Reisterstown, Md) 68
 36 9:35i Glynn Wood (Wash, DC) 71
 9:06.2p Frank Pflaging (Reisterstown, Md) 69
 37 8:57.0 *Frank Norris (GB) 59
 9:00.4i Frank Pflaging (Reisterstown, Md) 70
 38 9:58 Glynn Wood (Wash, DC) 72
 39 9:00.0i *Fred Norris (GB) 61
 9:30.0 Peter Mundle (Venice, Calif) 67
 9:19.6pi Frank Pflaging (Reisterstown, Md) 72
 40 9:07.4 *Fred Norris (GB) 62
 9:17.6 Ray Hatton (Bend, Ore) 72
 41 9:38.8 Peter Mundle (Venice, Calif) 69
 42 9:27.6 Hal Higdon (Mich City, Ind) 73
 43 9:32.8i Peter Mundle (Venice, Calif) 72
 44 9:44.8i Peter Mundle (Venice, Calif) 73
 45 10:11.8i Lewis Roberts (San Bernardino, Calif) 73
 46 10:08.4i James O'Neil (Sacramento) 72
 47 9:58.2i James O'Neil (Sacramento) 73
 48 10:44.0 Jim Gorrell (Apple Valley, Calif) 70
 49 10:43.2 Lewis Collier (Nashville) 73
 50 10:42.2 Augie Escamilla (San Diego, Calif) 73
 51 11:00.0i Jim Gorrell (Apple Valley, Calif) 73
 52 11:03.0i Paul Thurston (Silver Spring, Md) 73
 53 10:12 *George McGrath (Aus) 73
 11:29.0 Ray Gordon (Wash, DC) 71
 54 10:53.6i George Sheehan (Rumson, NJ) 73
 55 11:04.0 *Robert Horman (Aus-Wash, DC) 73
 11:06.8 Robert Dellwo (Spokane, Wash) 73
 56 12:23 Donald Johnson (US) 73
 57 12:55.4 Ed Lowell (Tarzana, Calif) 73
 58 13:35.4 George Braceland (Drexel Hill, Pa) 72
 59 11:38.0i George Major (Camp Springs, Md) 73
 60 12:12 John Montoya (Colton, Calif) 72
 61 11:28 Norman Bright (Seattle) 71
 62 12:23.0 Bud Deacon (Honolulu) 73
 63 11:52.6 Norman Bright (Seattle) 73
 64 12:53.4 Norman Tamanaha (Kaneohe, Haw) 71
 65 12:31.4 Ray Williams (Santa Barbara, Calif) 73
 66 11:30.0 Monty Montgomery (Sherman Oaks, Calif) 73
 67 12:44.0 Otto Essig (Westfield, Mass) 73
 68 14:20 Richard Bredenbeck (Independence, Oh) 73
 70 13:47.2 Harold Keith (Norman, Okla) 73
 71 13:09.0 Harold Chapson (Honolulu) 73
 73 15:45.4 Elmer Sanborn (Atlanta, Ga) 73
 75 19:08.4 Virgil Sturgill (Asheville, NC) 72

THREE MILES

5000 meters is roughly 188 yards longer than three miles. Therefore, if a 5000 clocking is faster than one for three at the same age, the metric time is used instead. This is common in Senior records.

4 28:06.2 Kevin Strain (Juneau, Alaska) 72
 5 23:32 Kevin Strain (Juneau, Alaska) 73
 6 22:25.8 Kevin Strain (Juneau, Alaska) 73
 7 20:13.2 Mike McKinney (Dale City, Va) 71
 8 18:41.4 Daven Chun (Honolulu) 73
 9 18:04.0 Harold Tinsley Jr (Huntsville, Ala) 72
 10 17:16.6 Harold Tinsley Jr (Huntsville, Ala) 73

11 17:14.0 Jimmy Saylor (Huntsville, Ala) 72
 12 17:00.0 Jim Galen (Dolton, Ill) 73
 17:00.0 Jimmy Saylor (Huntsville, Ala) 73
 13 15:28.4 *Don Wilkinson (Aus) 71
 15:38.0 Jon Slaughter (Nashville) 71
 14 15:10.8 Tim Holmes (Downey, Modesto, Calif) 73
 15 14:05.4 Eric Hulst (Laguna Bch, Calif) 73
 16 13:49.2 Craig Virgin (Lebanon, Ill) 72
 17 13:26.6 *Bruce Kidd (Can) 61
 13:36.8 Craig Virgin (Lebanon, Ill) 73
 18 13:17.0 *Bruce Kidd (Can) 62
 13:17.0 Gerry Lindgren (Rogers, Spokane) 64
 19 13:04.0 Gerry Lindgren (Wash St) 65
 20 12:53.0 Gerry Lindgren (Wash St) 66
 21 12:58.2 *Dave Bedford (GB) 71
 13:09.2 Van Nelson (St Cloud St) 67
 22 12:52.0 *Dave Bedford (GB) 67
 12:53.4 Steve Prefontaine (Ore) 73
 23 12:51.6 *Lasse Viren (Fin) 72
 13:02.4 Frank Shorter (Fla TC) 71
 24 12:47.6 *Emiel Puttemans (Bel) 72
 13:00.4 Steve Stageberg (Gtn AA) 71
 25 12:58.8 *Emiel Puttemans (Belg) 73
 12:59.8 Dick Buerkle (NYAC) 73
 26 12:57.4 *Kip Keino (Kenya) 66
 13:12.0 Billy Mills (SDTC) 65
 27 13:07.6 *Ron Clarke (Aus) 64
 13:10.4 Bob Schul (Miami/O) 64
 28 12:52.4 *Ron Clarke (Aus) 65
 13:11.4 Ron Larrieu (LATIC) 65
 29 12:50.4 *Ron Clarke (Aus) 66
 13:42.4 Billy Mills (SDTC) 67
 30 12:54.8 *Ron Clarke (Aus) 67
 13:21.4 Billy Mills (SDTC) 68
 31 13:01.6 *Ron Clarke (Aus) 68
 13:09.8i George Young (unat) 69
 32 13:08.0 *Ron Clarke (Aus) 69
 13:52.4 Ray Hughes (Strid) 71
 33 13:07.8 George Young (unat) 71
 34 12:59.8 George Young (unat) 72
 35 13:40.8m *Lucien Rault (Fr) 71
 13:44.2 Peter McArdle (NYC, NY) 64
 36 13:38.6m *Lucien Rault (Fr) 72
 13:54.2i Frank Pflaging (Reisterstown, Md) 69
 37 13:36.2 *Fred Norris (GB) 59
 14:38.4 Peter Mundle (Venice, Calif) 66
 38 13:47.8m *Michel Bernard (Fr) 70
 14:36p Frank Pflaging (Reisterstown, Md) 71
 39 13:40.0m *Michel Bernard (Fr) 71
 14:38.0 Peter Mundle (Venice, Calif) 67
 40 14:10.0m *Michel Bernard (Fr) 72
 14:37.0 Ray Hatton (Bend, Ore) 72
 41 14:37.8m *Alain Mimoun (Fr) 62
 14:59.6m Hal Higdon (Michigan City, Ind) 72
 42 14:52.0m *Alain Mimoun (Fr) 63
 14:36.8 Hal Higdon (Michigan City, Ind) 73
 43 14:22.0m *Alain Mimoun (Fr) 64
 14:48.6 Peter Mundle (Venice, Calif) 71
 44 14:50.2m *Alain Mimoun (Fr) 65
 15:12.6m Peter Mundle (Venice, Calif) 72
 45 14:56.4m *Alain Mimoun (Fr) 66
 15:48.2 Peter Mundle (Venice, Calif) 73
 46 15:07.4mp *Alain Mimoun (Fr) 67
 16:01.6 James O'Neil (Sacramento) 71
 47 15:19.4mp *Alain Mimoun (Fr) 68

16:02.6m James O'Neil (Sacramento) 72
 48 16:11.4m James O'Neil (Sacramento) 73
 49 16:19mp *Theo Orr (Aus) 73
 16:53 Sydney Toabe (Fresno, Calif) 73
 50 16:24.6 *Kenneth Hall (GB) 73
 16:29.0 Mauro Hernandez (Santa Monica, Calif) 71
 51 17:09.8 Alan Waterman (San Francisco) 70
 52 17:07m *John Gilmour (Aus) 71
 17:55.0m Ed Keysar (Sherman Oaks, Calif) 73
 53 16:05.8m *John Gilmour (Aus) 72
 17:30.4m James Oleson (Santa Monica, Calif) 71
 54 16:22.8m *John Gilmour (Aus) 73
 17:35.8m John Lafferty (San Diego, Calif) 72
 55 16:58.6m *Tom Buckingham (GB) 73
 17:40.0m Francis McCabe (Colo) 73
 56 17:38.6 Wayne Zook (San Diego, Calif) 73
 57 16:59.0m *Erich Kruzycki (WG) 68
 22:00.4 Walt Westerholm (Millrose AC) 72
 58 19:46.m Albert Clark (Orange, Calif) 72
 59 18:27.8 John Wall (Baltimore, Md) 73
 60 17:42.6m William Andberg (Anoka, Mn) 71
 61 17:43.6m *Erich Kruzycki (WG) 72
 17:58.8m William Andberg (Anoka, Minn) 72
 62 17:23.0m *Erich Kruzycki (WG) 73
 18:06.4m Norman Bright (Seattle) 72
 63 18:19.4 Norman Bright (Seattle) 73
 64 19:19.2m *Gunter Stolzenburg (WG) 72
 19:37.6 Ray Williams (Santa Barbara) 72
 65 18:40.6m Norman Tamanaha (Kaneohe, Haw) 72
 66 20:35 Norman Tamanaha (Kaneohe, Haw) 73
 67 20:13.0 Richard Bredenbeck (Independence) 73
 68 20:24 Richard Bredenbeck (Independence) 73
 70 20:43.2 Harold Keith (Norman, Okla) 73
 71 23:35.0 Noel Johnson (San Diego, Calif) 71
 72 25:17.2m Noel Johnson (San Diego, Calif) 72
 74 23:59 Virgil Sturgill (Asheville, NC) 71
 75 29:03.0 Virgil Sturgill (Asheville, NC) 72
 76 28:52.2 Virgil Sturgill (Asheville, NC) 73

5000 METERS

4 29:49.4 Kevin Strain (Juneau, Alaska) 72
 5 24:20.6 Kevin Strain (Juneau, Alaska) 73
 6 23:41.2 Kevin Strain (Juneau, Alaska) 73
 7 23:20.2 Sean Scully (Palos Verdes Est, Calif) 71
 8 19:17.0 Daven Chun (Honolulu) 73
 9 18:41.8 Chris Sherwin (Catonsville, Md) 73
 10 18:25.6 Chris Sherwin (Catonsville, Md) 73
 11 19:17 Lee Cherney (Mt Vernon, NY) 70
 12 17:57.4 *Gordon McLennan (Can) 72
 18:16.6 Tom Noel (Greenbelt, Md) 73
 13 15:58.6 *Don Wilkinson (Aus) 71
 16:22.6 Jon Slaughter (Nashville) 71
 14 15:34.4 *Gert Neudrich (EG) 70
 15:57.4 Colin McConnell (Edison, Hntngtn Bch, Ca) 72
 15 14:32.8 Eric Hulst (Laguna Bch, Calif) 73
 16 14:14.6 Craig Virgin (Lebanon, Ill) 72
 17 13:56.4 *Bruce Kidd (Can) 61
 13:58.2 Craig Virgin (Lebanon, Ill) 73
 18 13:37.4 *David Black (GB) 71
 13:44.0 Gerry Lindgren (Rogers, Spokane) 64
 19 13:28.0 *David Black (GB) 72
 13:39.6 Steve Prefontaine (Ore) 70
 20 13:24.6 *David Black (GB) 73
 13:29.0 Paul Geis (Ore TC) 73


21 13:22.2 *Dave Bedford (GB) 71
 13:22.8 Steve Prefontaine (Ore) 72
 22 13:17.2 *Dave Bedford (GB) 72
 13:22.4 Steve Prefontaine (Ore) 73
 23 13:16.4 *Lasse Viren (Fin) 72
 13:35.0 Frank Shorter (Fla TC) 71
 24 13:12.0 *Emiel Puttemans (Bel) 72
 13:35.6 Steve Stageberg (Gtn AA) 71
 25 13:14.6 *Emiel Puttemans (Belg) 73
 13:32.8 Dick Buerkle (NYAC) 73
 26 13:26.6 *Kip Keino (Kenya) 66
 13:38.0 Bob Schul (Miami/O) 64
 27 13:19.8 *Ian McCafferty (GB) 72
 13:37.2 Jack Bachelor (Fla TC) 71
 28 13:22.4 *Gianni Del Buono (Italy) 72
 13:40.2 George Young (unat) 66
 29 13:16.6 *Ron Clarke (Aus) 67
 30 13:18.8 *Ron Clarke (Aus) 67
 13:45.4 Billy Mills (SDTC) 68
 31 13:25.8 *Kip Keino (Kenya) 71
 13:38.8 George Young (unat) 68
 32 13:26.0 *Mariano Haro (Spain) 72
 33 13:32.2 George Young (unat) 71
 34 13:27.4 *Mohamed Gamoudi (Tun) 72
 13:29.4 George Young (unat) 72
 35 13:40.8 *Lucien Rault (Fr) 71
 15:04.0 Peter Mundle (Venice, Calif) 63
 36 13:38.6 *Lucien Rault (Fr) 72
 15:53 Michael Tymn (Honolulu) 73
 37 14:16.4 *Alain Mimoun (Fr) 58
 16:20 Dave Cadiz (Kailua, Haw) 73
 38 13:47.8 *Michel Bernard (Fr) 70
 15:58.0 Dave Waco (Granada Hills, Calif) 71
 39 13:40.0 *Michel Bernard (Fr) 71
 15:22.2 Jerry Smartt (US) 71
 40 14:10.0 *Michel Bernard (Fr) 72
 15:26.6 Denny Meyer (Seattle) 73
 41 14:37.8 *Alain Mimoun (Fr) 62
 14:59.6 Hal Higdon (Michigan City, Ind) 72
 42 14:52.0 *Alain Mimoun (Fr) 63
 15:37.8 Peter Mundle (Venice, Calif) 71
 43 14:22.0 *Alain Mimoun (Fr) 64
 15:57.8 Peter Mundle (Venice, Calif) 71
 44 14:50.2 *Alain Mimoun (Fr) 65
 15:12.6 Peter Mundle (Venice, Calif) 72
 45 14:56.4 *Alain Mimoun (Fr) 66
 16:32.4 Peter Mundle (Venice, Calif) 73
 46 15:07.4p *Alain Mimoun (Fr) 67
 16:49.0 James O'Neil (Sacramento) 72
 47 15:19.4p *Alain Mimoun (Fr) 68
 16:02.6 James O'Neil (Sacramento) 72
 48 16:11.4 James O'Neil (Sacramento) 73
 49 16:36.2 *Jack Pennington (Aus) 72
 16:19p *Theo Orr (Aus) 73
 17:27 Sydney Toabe (Fresno, Calif) 73
 50 16:49.8 *Kenneth Hall (GB) 73
 17:08.0 Mauro Hernandez (Santa Monica, Calif) 73
 51 17:38.0 Willard Shank (Calif) 73
 52 17:07 *John Gilmour (Aus) 71
 17:55.0 Ed Keysar (Sherman Oaks, Calif) 73
 53 16:05.8 *John Gilmour (Aus) 72
 17:30.4 James Oleson (Santa Monica, Calif) 71
 54 16:22.8 *John Gilmour (Aus) 73
 17:35.8 John Lafferty (San Diego, Calif) 72

55 16:58.6 *Tom Buckingham (GB) 73
 17:40.0 Francis McCabe (Colo) 73
 56 17:38.8 Ed Preston (San Francisco) 73
 57 16:59.0 *Erich Kruzycki (WG) 68
 27:52p Ted Kolb (US) 72
 58 19:46 Albert Clark (Orange, Calif) 72
 59 18:39.6 Albert Clark (Orange, Calif) 73
 60 17:42.6 William Andberg (Anoka, Minn) 71
 61 17:43.6 *Erich Kruzycki (WG) 72
 17:58.8 William Andberg (Anoka, Minn) 72
 62 17:23.0 *Erich Kruzycki (WG) 73
 18:06.4 Norman Bright (Seattle) 72
 63 19:15.8 Norman Bright (Seattle) 73
 64 19:19.2 *Gunter Stolzenburg (WG) 72
 21:18.6 James Bole (Long Beach, Calif) 72
 65 18:40.6 Norman Tamanaha (Kaneohe, Haw) 72
 66 19:27.6 Richard Bredenbeck (Independence, Oh) 72
 67 20:43.0 *Fred Wrightson (Aus) 72
 21:04.4 Otto Essig (Westfield, Mass) 73
 68 21:04 *S. Hesketh (Aus) 73
 22:16 Richard Bredenbeck (Independence, Oh) 73
 71 25:10 Noel Johnson (San Diego, Calif) 71
 72 25:17.2 Noel Johnson (San Diego, Calif) 72
 74 25:41.4 Noel Johnson (San Diego, Calif) 73
 75 30:18 Virgil Sturgill (Asheville, NC) 72

SIX MILES

10,000 meters is roughly 376 yards longer than six miles. Therefore, if a 10,000 clocking is faster than one for six at the same age, the metric time is used instead. This is common in Senior records.

4 63:56.0 Kevin Strain (Juneau, Alaska) 72
 5 51:10.0 Kevin Strain (Juneau, Alaska) 73
 6 47:20.8 Kevin Strain (Juneau, Alaska) 73
 7 48:57.8 Sean Scully (Palos Verdes Est, Calif) 71
 8 40:17.0 Mike McKinney (Woodbridge, Va) 72
 9 37:40.2 Daven Chun (Honolulu) 73
 11 36:35.0 Jimmy Saylor (Huntsville, Ala) 73
 12 35:03.0 Jimmy Saylor (Huntsville, Ala) 73
 13 33:02.0 Jon Slaughter (Nashville) 71
 14 32:51.0 Bill Walsh (Stone Mountain, Ga) 73
 15 30:44.4 Eric Hulst (Laguna Bch, Calif) 73
 16 29:19.4 Eric Hulst (Laguna Bch, Calif) 73
 17 28:47.8 Robbie Perkins (Collegegate, Richmond, Va) 73
 18 28:07.0 Gerry Lindgren (Washington St) 64
 19 27:11.6 Gerry Lindgren (Wash St) 65
 20 27:24.6 Garry Bjorklund (Minn) 71
 21 26:51.6 *Dave Bedford (GB) 71
 27:22.4 Steve Prefontaine (Ore) 72
 27:22.4 Ted Castaneda (Colo) 73
 22 27:09.4 Steve Prefontaine (Ore) 73
 23 26:38.6 *Dave Bedford (GB) 73
 27:24.4 Frank Shorter (Fla TC) 71
 24 27:10.2 *Dick Taylor (GB) 69
 27:21.4 Frank Shorter (Fla TC) 72
 25 27:05.8 *Tony Simmons (GB) 73
 27:30.0 Jack Bachelor (Fla TC) 69
 26 27:11.6 Billy Mills (C Pend) 65
 27 27:22.2 *Tim Johnston (GB) 68
 27:22.4 Jeff Galloway (Fla TC) 73
 28 26:47.0 *Ron Clarke (Aus) 65
 27:22.0 Jack Bachelor (Fla TC) 72
 29 26:52.0 *Ron Clarke (Aus) 66



Former pole vault star Richmond "Boo" Morcom (above) holds age records in seven events. Phil Mulkey (below), one-time decathlon internationalist boasts age records in four separate events.



28:03.0	Ron Larrieu (SMAA) 66	71	52:27	Noel Johnson (San Diego) 71
30 27:21.6	*Ron Clarke (Aus) 67	75	58:59.6m	Virgil Sturgill (Asheville, NC) 72
27:50.8	Billy Mills (SDTC) 68			
26:57.2	*Ron Clarke (Aus) 68			
27:21.2	Tom Laris (NYAC) 72			
32 27:09.6	*Ron Clarke (Aus) 69			
28:45.2	Ray Hughes (Strid) 71			
33 27:53.4	*Jim Hogan (GB) 66			
28:34.8	Peter McArdle (unat) 62			
34 27:43.0	*Roy Fowler (GB) 68			
27:54.8	George Young (unat) 72			
35 27:32.8	*Jim Hogan (GB) 68			
28:02.4	Peter McArdle (NYC, NY) 64			
36 28:09.8	*Jim Hogan (GB) 69			
29:13.4	Frank Pflaging (Reisterstown, Md) 69			
37 28:27.2m	*Lucien Rault (Fr) 73			
30:32	Frank Pflaging (Reisterstown, Md) 70			
38 28:46.2	*Fred Norris (GB) 60			
30:56m	Frank Pflaging (Reisterstown, Md) 71			
39 28:46.8m	*Jack Foster (NZ) 72			
30:27	Frank Pflaging (Reisterstown, Md) 72			
40 29:26.0	*Fred Norris (GB) 62			
30:44	Ray Hatton (Bend, Ore) 72			
41 29:25	*Fred Norris (GB) 62			
30:26.2	Hal Higdon (Mich City, Ind) 72			
42 30:10.4	Hal Higdon (Mich City, Ind) 73			
43 29:57.4m	*Alain Mimoun (Fr) 64			
31:44.4	Peter Mundle (Venice, Calif) 71			
44 29:29.6	*Charles Smart (GB) 54			
32:44.3	Peter Mundle (Venice, Calif) 72			
45 30:16.8m	*Alain Mimoun (Fr) 66			
32:29.0	Peter Mundle (Venice, Calif) 73			
46 32:29m	*Arthur Taylor (Can) 73			
34:10	Lewis Roberts (S Bernardino, Calif) 73			
47 30:47.0m	*Alain Mimoun (Fr) 68			
44:17	Joe Rogers (Muncie, Ind) 73			
39:02.2p	Bernard Smith (N Carolina) 71			
48 32:14.6	*Carl Junner (Aus) 70			
33:40m	James O'Neil (Sacramento) 73			
49 31:33.8m	*Alain Mimoun (Fr) 70			
37:28.0m	Jim Gorrell (Apple Val, Calif) 71			
50 32:30.4m	*Alain Mimoun (Fr) 71			
35:23.6	Paul Hansen (Holt, Mich) 71			
51 32:14.0m	*Alain Mimoun (Fr) 72			
35:02.0	Ed Keysar (Sherman Oaks, Calif) 73			
52 32:36.2m	*Alain Mimoun (Fr) 73			
36:23	Norman Hansen (Seattle) 73			
53 33:05.0m	*John Gilmour (Aus) 72			
36:04.0	James Oleson (Santa Monica, Calif) 71			
54 35:15.6m	*John Gilmour (Aus) 73			
36:18.0	Robert Dellwo (Spokane) 72			
55 36:07m	*Tom Buckingham (GB) 73			
36:18.6	James Oleson (Santa Monica, Calif) 73			
56 36:06m	*Norman Ashcroft (GB) 73			
42:35	Charles Seekins (Los Angeles) 73			
57 37:05.0	George Major (Camp Springs, Md) 71			
58 39:12m	John Walt (Baltimore) 72			
59 39:17.0	Albert Clark (Orange, Calif) 73			
60 37:12.8m	William Andberg (Anoka, Minn) 71			
61 35:57.4m	*Erich Kruzycky (WG) 72			
36:49.2	Norman Bright (Seattle) 71			
62 37:08m	William Andberg (Anoka, Minn) 73			
63 37:18.0	Norman Bright (Seattle) 73			
64 37:42.0m	Tedde Jensen (Swe) 71			

10,000 METERS

4 65:33.8	Kevin Strain (Juneau, Alaska) 72
5 52:45	Kevin Strain (Juneau, Alaska) 73
6 49:00.6	Kevin Strain (Juneau, Alaska) 73
7 50:19.0	Sean Scully (Palos Verdes Est, Calif) 71
8 41:47.0	Mike McKinney (Woodbridge, Va) 72
9 38:43	Frank Assumma (Rialto, Calif) 70
10 35:34	Charles Assumma (Rialto, Calif) 71
11 40:45.0	Tom Noel (Greenbelt, Md) 72
12 36:14.6	Jimmy Saylor (Huntsville, Ala) 73
13 34:09.0	*Don Wilkinson (Aus) 71
34:09.6	Jon Slaughter (Nashville) 71
14 33:42	*Hans Nilsson (Swe) 73
33:59.0	Bill Walsh (Stone Mountain, Ga) 73
15 31:43.2	Eric Hulst (Laguna Bch, Calif) 73
16 30:12.8	Eric Hulst (Laguna Bch, Calif) 73
17 29:56.0	Robbie Perkins (Collegiate, Richmond, Va) 73
18 29:02.0	Gerry Lindgren (Washington St) 64
19 28:24.4	*Dave Bedford (GB) 69
28:50.4	Garry Bjorklund (Minn) 70
28:50.4	Garry Bjorklund (Minn) 70
20 28:06.2	*Dave Bedford (GB) 70
28:55.6	Van Nelson (St Cloud St) 66
21 27:47.0	*Dave Bedford (GB) 71
28:30.6	Ted Castaneda (Colo) 73
22 27:52.8	*Dave Bedford (GB) 72
28:08.0	Greg Fredericks (Penn St) 72
23 27:38.4	*Lasse Viren (Fin) 72
28:41.6	Frank Shorter (Fla TC) 71
24 27:39.6	*Emiel Puttemans (Belg) 72
27:51.4	Frank Shorter (Fla TC) 72
25 27:41.0	*Miruts Yifter (Eth) 72
28:46.6	Scott Brighurst (Utah) 73
26 27:53.4	*Jurgen Haase (EG) 71
28:24.4	Billy Mills (C Pend) 64
27 27:56.4	*Rashid Sharafytdinov (SU) 71
28:17.6	Billy Mills (C Pend) 65
28 27:39.4	*Ron Clarke (Aus) 65
28:13.4	Jack Bacheiler (Fla TC) 72
29 27:54.0	*Ron Clarke (Aus) 66
28:54.2	Ron Larrieu (SMAA) 66
30 27:52.8	*Juha Vaastainen (Fin) 71
28:43.6	Billy Mills (SDTC) 68
31 27:49.4	*Ron Clarke (Aus) 68
28:12.6	Tom Laris (NYAC) 72
32 27:48.2	*Mariano Haro (Spain) 72
30:24.8	Ray Hughes (Strid) 71
33 28:13.6	*Ron Clarke (Aus) 70
29:54.0	Peter McArdle (unat) 62
34 27:54.8	*Mohamed Gamoudi (Tun) 72
29:45.0	Peter McArdle (unat) 63

35 28:03.8 *Gaston Roelants (Bel) 72
 33:41.0 Orville Atkins (Los Angeles) 71
 32:16.0p Jim Davis (Los Angeles) 71
 36 28:35.2 *Lucien Rault (Fr) 72
 31:11 Frank Pflaging (Reisterstown, Md) 69
 37 28:27.2 *Lucien Rault (Fr) 73
 32:57.0 Peter Mundle (Venice, Calif) 66
 38 29:27.2 *Ken Harland (GB) 71
 30:56 Frank Pflaging (Reisterstown, Md) 71
 39 28:46.8 *Jack Foster (NZ) 72
 31:48.0 Jerry Smartt (unat) 71
 40 30:27.6 *Alain Mimoun (Fr) 61
 31:42.8 Ray Hatton (Bend, Ore) 72
 41 29:38p *Jack Foster (NZ)
 31:18.4 Hal Higdon (Michigan City, Ind) 72
 42 30:39.8 *Alain Mimoun (Fr) 63
 31:09.2 Hal Higdon (Michigan City, Ind) 73
 43 29:57.4 *Alain Mimoun (Fr) 64
 32:38.2 Peter Mundle (Venice, Calif) 71
 44 30:32.6 *Alain Mimoun (Fr) 65
 32:08.4 Peter Mundle (Venice, Calif) 72
 45 30:16.8 *Alain Mimoun (Fr) 66
 33:31.6 Peter Mundle (Venice, Calif) 73
 46 32:29i *Arthur Taylor (Can) 73
 34:11.6 James O'Neil (Sacramento) 72
 47 30:47.0 *Alain Mimoun (Fr) 68
 34:01.0 James O'Neil (Sacramento) 72
 48 33:40 James O'Neil (Sacramento) 73
 49 31:33.8 *Alain Mimoun (Fr) 70
 37:28.0 Jim Gorrell (Apple Val, Calif) 71
 50 32:30.4 *Alain Mimoun (Fr) 71
 36:59.6 John Getas (unat) 73
 51 32:14.0 *Alain Mimoun (Fr) 72
 36:14.0 Ed Keysar (Sherman Oaks, Calif) 73
 52 32:36.2 *Alain Mimoun (Fr) 73
 36:55.2 Ed Keysar (Sherman Oaks, Calif) 73
 53 33:05.0 *John Gilmour (Aus) 72
 38:05.6 James Oleson (Santa Monica, Calif) 71
 54 35:15.6 *John Gilmour (Aus) 73
 36:41 John Lafferty (San Diego, Calif) 72
 55 36:07 *Tom Buckingham (GB) 73
 36:22 Paul Reese (Sacramento) 72
 56 36:06 *Norman Ashcroft (GB) 73
 38:00.2 Wayne Zook (San Diego, Calif) 73
 57 39:13.0 John Wall (Baltimore) 71
 58 39:12 John Wall (Baltimore) 72
 59 40:23.6 John Montoya (Colton, Calif) 71
 60 37:12.8 William Andberg (Anoka, Minn) 71
 61 35:57.4 *Erich Kruzycki (WG) 72
 37:34.4 Norman Bright (Seattle) 71
 62 37:08 William Andberg (Anoka, Minn) 73
 63 39:33.6 Norman Bright (Seattle) 73
 64 37:42.0 *Tedde Jensen (Swe) 71
 42:47 James Bole (Long Beach) 72
 65 36:04.6 *Tedde Jensen (Swe) 72
 43:56 Walter Frederick (Pico Rivera, Calif) 73
 66 41:36 Norman Tamanaha (Kaneohe, Haw) 73
 67 43:38 Otto Essig (Westfield, Mass) 73
 68 44:30 Richard Bredenbeck (Independence) 73
 70 51:46 Herbert Dowler (Modesto, Calif) 72
 71 52:55.8 Noel Johnson (San Diego, Calif) 71
 72 53:00.0 Noel Johnson (San Diego, Calif) 71
 75 58:59.6 Virgil Sturgill (Asheville, NC) 72

ONE HOUR

4 5M,984 Kevin Strain (Juneau, Alaska) 72
 5 7M,155 Kevin Strain (Juneau, Alaska) 73
 6 7M,1005 Kevin Strain (Juneau, Alaska) 73
 8 8M,1498 Mike McKinney (Woodbridge, Va) 72
 9 9M,220 Chris Sherwin (Catonsville, Md) 73
 10 8M,443 *Brad Martyniuk (Can) 68
 11 9M,1128 Kevin Knox (Wasco, Calif) 71
 12 9M,76 Tom Noel (Greenbelt, Md) 72
 13 9M,1442 John Weston (Arvls Jr, Ftn Val, Calif) 69
 14 10M,797 Edward Camacho (Mellers Jr, Pico Rvra, Ca) 70
 15 10M,1697 *Tony Bart (Aus) 71
 10M,1508 Paul O'Neil (El Drdo, Plcentia, Calif) 73
 16 11M,639 *Tony Bart (Aus) 72
 11M,471 Chuck Smead (Santa Paula, Calif) 68
 17 11M,1463 Chuck Smead (Santa Paula, Calif) 69
 18 11M,944 Tony Sandoval (Los Alamos, NM) 72
 19 12M,23 Fred Ritcherson (Salesian, Los Angeles) 69
 24 12M,1314 *Willy Polleunis (Bel) 72
 29 12M,1478 *Gaston Roelants (Bel) 66
 35 12M,1599 *Gaston Roelants (Bel) 72
 11M,1070 Ken Mueller (Bellingham, Mass) 72
 36 11M,1065 Ken Mueller (Bellingham, Mass) 73
 37 12M,1085 *Lucien Rault (Fr) 73
 11M,720 Dave Waco (Granada Hills, Calif) 70
 38 11M,600 Peter Mundle (Venice, Calif) 66
 39 11M,642 Denny Meyer (Seattle) 72
 40 11M,1116 *Ron Franklin (GB) 68
 11M,270 Hal Higdon (Michigan City, Ind) 72
 41 11M,677 Hal Higdon (Michigan City, Ind) 73
 42 10M,1078 Tom Sturak (Santa Monica, Calif) 73
 43 10M,1643 Peter Mundle (Venice, Calif) 71
 44 10M,1215 Peter Mundle (Venice, Calif) 72
 45 11M,1268 *Alain Mimoun (Fr) 66
 10M,841 Peter Mundle (Venice, Calif) 73
 46 10M,1 Lewis Roberts (S Bernardino, Calif) 73
 10M,291p Bob Bartling (unat) 73
 47 11M,844 *Alain Mimoun (Fr) 68
 10M,1212 James McDonagh (Bronx) 71
 48 9M,1524 Raymond Gil (Lompoc, Calif) 73
 49 10M,385p *Cliff Bould (Aus) 68
 9M,981 Sydney Toabe (Fresno, Calif) 73
 50 11M,953 *Alain Mimoun (Fr) 71
 9M,532 Augie Escamilla (San Diego, Calif) 73
 9M,730p John Oeltman (unat) 70
 51 11M,368 *Alain Mimoun (Fr) 72
 10M,273 Ed Keysar (Sherman Oaks, Calif) 73
 52 9M,715 Norman Hansen (Seattle) 73
 9M,797p Don Phillips (Urbana, Ill) 70
 53 9M,122 Wayne Zook (San Diego, Calif) 70
 9M,733p Don Phillips (Urbana, Ill) 71
 54 10M,352p *W. Beames (Aus) 71
 9M,522 James Oleson (Santa Monica, Calif) 72
 55 9M,1272 James Oleson (Santa Monica, Calif) 73
 56 9M,1145 Wayne Zook (San Diego, Calif) 73
 57 9M,477 William Andberg (Anoka, Minn) 68
 58 8M,489 Wilbur Arnold (Pueblo, Colo) 72
 8M,639p Joe Shepherd (unat) 73
 60 9M,21 John Montoya (Colton, Calif) 72
 9M,31p Bob Boal (Wake Forest, NC) 72
 61 7M,367p *Maurice Gilliard (Can) 70
 7M,1624 Alan Flanigan (Pac Palisades, Calif) 73

8M,50p Lou Young (unat) 73
 62 7M,1304 Bud Deacon (Honolulu) 73
 8M,134p Chick Dahlsten (unat) 73
 63 9M,361 Ray Williams (Santa Barbara) 70
 66 8M,1508 Ray Williams (Santa Barbara) 73
 67 8M,316p Leslie Gatz (Ohio) 71
 68 8M,225 Richard Bredenbeck (Independence) 73
 72 5M,299 Lawrence Hilt (Eugene) 71

MARATHON

5 6:56:33 Kevin Strain (Juneau, Alaska) 72
 7 4:46:09 Pat Cunneen (Daly City, Calif) 71
 8 4:10:46 Mike Boitano (San Francisco) 70
 3:45:28p Tommy Owen (Redwood City, Calif) 72
 9 3:19:01 Daven Chun (Honolulu) 73
 10 2:57:24 Reggie Heywood (Mesa, Ariz) 73
 11 3:03:56 Mike Coitano (San Francisco) 73
 12 2:59:07 David Hargus (San Diego) 72
 13 2:54:47 David Cortez (Redwood City, Calif) 71
 14 2:43:04 Huch Miller (Jesusit, Carmichael, Cal) 71
 15 2:29:11 Mitch Kingery (San Carlos, Calif) 72
 16 2:23:47 Mitch Kingery (San Carlos, Calif) 73
 17 2:25:26 Kirk Pfeffer (Cruwfrd, San Diego, Calif) 74
 18 2:23:59.6 *Hans-Joachim Truppel (EG) 69
 2:25:16 Chuck Walker (Prescott, Ariz) 71
 19 2:19:54 *Toshiharu Sasaki (Japan) 66
 2:21:38 Jose Cortez (CSM) 71
 20 2:15:32 *Seiichiro Sasaki (Japan) 66
 2:20:48 Bob Deines (Oxy) 68
 21 2:12:19 *Don Faircloth (GB) 70
 2:21:52 Dave White (Full St) 73
 22 2:11:17 *Seiichiro Sasaki (Japan) 67
 2:14:29 Amby Burfoot (unat) 68
 23 2:13:07 *Toshiharu Sasaki (Japan) 69
 2:16:40 Eamon O'Reilly (Athens) 68
 24 2:11:13 *Jerome Drayton (Can) 69
 2:12:20 Frank Shorter (Fla TC) 72
 25 2:09:37 *Derek Clayton (Aus) 67
 2:10:30 Frank Shorter (Fla TC) 72
 26 2:08:34 *Derek Clayton (Aus) 69
 2:11:45 Frank Shorter (Fla TC) 73
 27 2:10:38 *Akio Usami (Japan) 70
 2:11:36 Ken Moore (Ore TC) 70
 28 2:12:59 *John Farrington (Aus)
 2:15:40 Ken Moore (Ore TC) 72
 29 2:13:32 *Bill Adcocks (GB) 70
 2:18:26 Norm Higgins (unat) 66
 30 2:12:04 *Jim Alder (GB) 70
 2:17:48 Lou Castagnola (Wash DC) 67
 31 2:09:28 *Ron Hill (GB) 70
 2:20:23 Ron Daws (TCTC) 69
 32 2:12:12 *Abebe Bikila (Eth) 64
 2:19:17 Herb Lorenz (Penn AC) 71
 33 2:12:52 *Ron Hill (GB) 72
 2:22:15 John J. Kelley (unat) 64
 34 2:14:38 *Jeff Julian (NZ) 69
 2:22:54 Norm Higgins (AGAA) 71
 35 2:13:22 *Ron Hill (GB) 73
 2:15:52 Norman Higgins (New London, Conn) 71
 36 2:17:43 *Nikolay Karpov (SU) 68
 2:28:03 Lou Gregory (Ala) 42
 37 2:13:44 *Alastair Wood (GB) 70
 2:26:44 Ted Corbitt (NYC, NY) 58

38 2:12:18 *Jack Foster (NZ) 70
 2:34:30 Harold DeMoss (Mt View, Calif) 73
 2:29:43p Ted Corbitt (NYC, NY) 59
 39 2:13:43 Jack Foster (NZ) 71
 2:27:38 Denny Meyer (Seattle) 72
 40 2:14:54 *Jack Foster (NZ) 73
 2:31:52 Bill Gookin (San Diego, Calif) 73
 41 2:16:46 *Jack Foster (NZ) 73
 2:28:27 Virgil Yehnert (Akron, Oh) 70
 42 2:24:14 *Heinrich Arians (WG) 70
 2:33:03 Virgil Yehnert (Akron, Oh) 71
 43 2:25:37 *Ted Buckingham (GB) 61
 2:29:55 James McDonagh (Bronx, NY) 67
 44 2:23:05 *Erik Ostbye (Swe) 65
 2:34:57 Ross Smith (WVJS) 72
 45 2:22:19 *Walter Weba (WG) 70
 2:29:07 James McDonagh (Bronx, NY) 69
 46 2:20:12 *Erik Ostbye (Swe) 67
 2:28:49 James McDonagh (Bronx, NY) 70
 47 2:20:55 *Erik Ostbye (Swe) 68
 2:33:13 James McDonagh (Bronx, NY) 71
 48 2:23:56 *Erik Ostbye (Swe) 69
 2:40:12 James McDonagh (Bronx, NY) 72
 49 2:24:34 *Erik Ostbye (Swe) 70
 2:37:30 James McDonagh (Bronx, NY) 73
 50 2:28:48 *Erik Ostbye (Swe) 71
 2:43:50p Charles Gibson (Chattanooga, Tenn) 73
 51 2:25:19 *Erik Ostbye (Swe) 72
 2:46:37 Ted Corbitt (NYC, NY) 71
 52 2:39:01 *Tom Buckingham (GB) 70
 2:46:16 Ted Corbitt (NYC, NY) 72
 53 2:41:31 *Tom Buckingham (GB) 71
 2:45:29 Ted Corbitt (NYC, NY) 73
 54 2:37:42 John A. Kelley (Watertown, Mass) 62
 55 2:42:43 *Tom Buckingham (GB) 73
 2:45:30 Paul Reese (Sacramento) 72
 56 2:42:14 *Jaroslav Strupp (Czech) 72
 2:53:31 Wayne Zook (San Diego, Calif) 73
 57 2:49:50p *Alf O'Connor (Aus) 63
 3:17:23 William Andberg (Anoka, Minn) 68
 3:06:41p Don Heincke (Elizabeth City, Md) 71
 58 2:51:44 William Andberg (Anoka, Minn) 70
 59 2:52:59 William Andberg (Anoka, Minn) 70
 60 3:01:37 John Wall (Baltimore) 73
 61 2:58:40 John A. Kelley (Watertown, Mass) 69
 62 3:02:18 John A. Kelley (Watertown, Mass) 70
 63 2:54:56 Monty Montgomery (Sherman Oaks, Ca) 69
 64 2:55:45 Monty Montgomery (Sherman Oaks, Ca) 71
 65 2:53:03 Monty Montgomery (Sherman Oaks, Ca) 71
 66 2:56:45 Monty Montgomery (Sherman Oaks, Ca) 72
 67 3:56:15 *Fred Wrightson (Aus) 72
 68 3:34:09p *Bror Karlsson (Swe) 70
 4:31:20p Leslie Gatz (Ohio) 73
 69 3:38:17 Fred Grace (Los Angeles) 67
 70 3:15:55p *Friedrich Tempel (WG) 71
 71 3:19:25p *Friedrich Tempel (WG) 72
 3:53:43 Fred Grace (Los Angeles) 69
 72 3:45:20 Fred Grace (Los Angeles) 70
 73 4:03:38 Fred Grace (Los Angeles) 71
 74 3:45:15 Fred Grace (Los Angeles) 72
 75 4:05:40 Fred Grace (Los Angeles) 73
 76 5:12:55p *Fritz Schreiber (Swe) 70
 78 3:52:50 *Arthur Lambert (WG) 70

120 YARD HURDLES (30—33")

59	22.2	Virgil McIntyre (Prescott, Ariz) 70
60	19.3	Bud Deacon (Honolulu) 72
61	18.5	Bud Deacon (Honolulu) 72
62	18.8	Bud Deacon (Honolulu) 73
63	21.2	Stan Thompson (Honolulu) 73
64	25.4m	Delmar Mitchelson (Encino, Calif) 73
68	25.3m	Winfield McFadden (San Diego, Calif) 73
71	22.7m	Ralph Higgins (Ft MacArthur, Calif) 73

120 YARD HURDLES (36")

44	19.8	Charles Lauck (Lexington, Va) 73
46	15.4	Jack Greenwood (Mendocino Ldg, Kans) 73
50	18.5	Richard Morcom (Philadelphia) 72
51	17.6	Richard Morcom (Philadelphia) 73
52	19.2m	Orval Gillette (Porterville, Calif) 72
53	19.2	Orval Gillette (Porterville, Calif) 72
54	19.0	Orval Gillette (Porterville, Calif) 73
55	19.2m	Alfred Guidet (Petaluma, Calif) 73
56	19.6m	Bill Morales (Santa Ana, Calif) 73
57	22.0	Fay Steele (Honolulu) 73
58	22.5	George Braceland (Drexel Hill, Pa) 72
59	21.4	George Braceland (Drexel Hill, Pa) 73
60	22.6	Claude Hills (Flourtown, Pa) 73
62	21.0	Stan Thompson (Honolulu) 73
63	22.6m	Stan Thompson (Honolulu) 73

120 YARD HURDLES (39")

12	21.8	David Tolson (Los Angeles) 71
14	15.2	Tim Roberts (West, Arvada, Colo) 71
15	14.4	John Roderick (Hghlnd Prk, Dallas) 60
	14.4	Larry Shipp (Roosvt, Wshngtn, DC) 70
16	13.7	Phil Herndon (Central, Little Rock) 68
17	13.4	Allen Misher (Sterling, Houston) 72
18	13.4	Bill Tipton (Central, Pontiac, Mich) 67
	13.4	Bill Tipton (Central, Pontiac, Mich) 67
	13.4	Randy Lightfoot (Plainview, Tex) 71
	13.4	Randy Lightfoot (Plainview, Tex) 71
19	13.6	Henry Orum (Lee, Montgomery, Ala) 71
35	15.1m	Ted Cain (Novato, Calif) 73
38	18.6	Ray Fitzhugh (Hawaii) 73
40	15.0m	Dave Jackson (Carson, Calif) 72
41	15.1	Dave Jackson (Carson, Calif) 73
43	22.0	Neil King (Winnetka, Ill) 73
44	17.0m	*Don Brodie (Aus) 72
45	19.7m	Ted Ensslin (Porterville, Calif) 72
46	15.0m	Jack Greenwood (Mendocino Ldg, Kans) 72
47	15.4m	Jack Greenwood (Mendocino Ldg, Kans) 73
48	16.3	Ted Rademaker (Fresno, Calif) 73
51	18.8m	Jonathon Sharp (Morrison, Colo) 72
52	18.7m	Jonathon Sharp (Morrison, Colo) 73
53	19.2m	Orval Gillette (Porterville, Calif) 72
54	19.8m	Orval Gillette (Porterville, Calif) 73
60	27.5	Stan Thompson (Honolulu) 71
62	22.3	Bud Deacon (Honolulu) 73
	22.3	Bud Deacon (Honolulu) 73
63	23.5	Stan Thompson (Honolulu) 73

120 YARD HURDLES (42")

13	22.5m	Alex Kaseberg (N Trier E, Winnetka, Ill) 72
----	-------	---

14	14.9m	*Gerald Kolbl (EG) 72
15	14.6m	*Burkhard Schipanski (EG) 72
16	14.5m	*Klaus Fiedler (EG) 68
17	13.8	Richmond Flowers (Lanier, Mtgmy, Ala) 65
18	13.3m	*Alejandro Casanas (Cuba) 72
	13.6	Bill High (Tenn) 69
19	13.3m	*Guy Drut (Fr) 70
	13.4	Charles Foster (NCC) 73
	13.4	Charles Foster (NCC) 73
	13.4	Charles Foster (NCC) 73
	13.4	Charles Foster (NCC) 73
20	13.2	Thomas Hill (Ark St U) 70
21	13.0	Rod Milburn (Sn U) 71
22	13.2m	*Martin Lauer (WG) 59
	13.2m	Rod Milburn (Sn U) 72
	13.2	Erv Hall (Vill) 69
23	13.0	Rod Milburn (Sn U) 73
24	13.3	Willie Davenport (Sn U) 67
	13.3m	*Eddy Ottoz (Italy) 68
	13.3	Leon Coleman (Strid) 69
	13.3	Leon Coleman (Strid) 69
25	13.2	Willie Davenport (Hous Strid) 68
26	13.2m	Willie Davenport (Tex Strid) 69
27	13.2m	Lee Calhoun (unat) 60
28	13.3	Willie Davenport (Tex Strid) 71
29	13.4	Willie Davenport (B Rouge TC) 72
	13.4i	Willie Davenport (BRTC) 73
	13.4	Tommy Lee White (Strid) 73
30	13.6	Willie Davenport (BRTC) 73
31	13.8m	*Viktor Balikhin (SU) 70
	13.8m	Russ Hodge (Strid) 71
32	13.8m	*Hinrich John (WG) 68
	13.8m	*Hinrich John (WG) 68
	13.8m	*Hinrich John (WG) 68
	13.8m	*Hinrich John (WG) 68
	14.7m	Ralph Boston (Knox TC) 66
33	14.0m	*Michel Chardel (Fr) 66
	14.0m	*Viktor Balikhin (SU) 72
	15.7	Tom Chilton (Knox TC) 71
34	14.4m	*Ghulam Razik (Pakistan) 68
35	14.1m	*Ghulam Razik (Pakistan) 68
	23.3p	Tom Woodring (Hawaii) 72
36	14.1m	*Ghulam Razik (Pakistan) 69
	18.5	John Tansley (Norwalk, Calif) 72
37	14.5	*Tom Lavery (S Afr) 49
	18.9	Ray Fitzhugh (Hawaii) 72
38	14.2	*Tom Lavery (S Afr) 50
	14.2	*Tom Lavery (S Afr) 50
	14.2	*Tom Lavery (S Afr) 50
39	14.7	*Don Finlay (GB) 48
	17.0	Phil Mulkey (Birmingham, Ala) 71
40	14.4	*Don Finlay (GB) 49
	17.1p	Phil Mulkey (Birmingham, Ala) 72
41	18.2m	*Peter Field (GB) 72
	20.1	Brayton Norton (Laguna Beach, Calif) 71
42	14.8	*Don Finlay (GB) 51
	21.4	Harold Wallace (Anaheim, Calif) 70
44	21.9	Bob Richards (Thousand Oaks, Calif) 70
45	15.4m	*Jan Mirazek (Czech) 70
49	22.3	David Brown (Whittier, Calif) 72
50	20.1	Richmond Morcom (Philadelphia) 71
58	25.2m	George Braceland (Drexel Hill, Pa) 72
61	30.5	Stan Thompson (Honolulu) 72
62	23.0	Bud Deacon (Honolulu) 73

180 YARD HURDLES (Straight)

14	20.4	Tim Roberts (West, Arvada, Colo) 71
15	18.9	Alvin Mann (Edison, Fresno, Calif) 61
	18.9	Alvin Mann (Edison, Fresno, Calif) 61
	18.9	Alvin Mann (Edison, Fresno, Calif) 61
16	18.4	Pat Mitchell (Gainesville, Tex) 59
17	18.1	Steve Caminiti (Crespi Crmlte, Encno, Calif) 64
	18.1	Don Castronovo (Oceanside, NY) 64
18	18.1	Earl McCulloch (Poly, Long Beach, Calif) 64
19	18.4	Jesse Bradford (Shafter, Calif) 57

180 YARD HURDLES (Turn)

14	21.5	Terry Rawlins (Grant, Portland) 63
15	19.9	Tom Kommers (Lincoln, Portland) 63
16	19.0	Ralph Boston (Oak Prk, Laurel, Miss) 56
17	18.6	Wayne Collett (Gardena, Calif) 67
	18.6	Wayne Collett (Gardena, Calif) 67
18	18.3	Bill Tipton (Central, Pontiac, Mich) 67

330 YARD INTERMEDIATES

14	44.6	Rich Martin (Upland, Calif) 70
15	38.3	Allen Misher (Lincoln, Houston) 70
	38.3	Allen Misher (Lincoln, Houston) 70
16	37.8	Allen Misher (Sterling, Houston) 71
17	36.3	Harold Schwab (Centereach, NY) 72
18	36.4	Geoff Vanderstock (Mt SAC JC) 65
19	35.8	Geoff Vanderstock (Mt SAC JC) 66
28	34.6m	*Dave Hemery (GB) 72

400—440 INTERMEDIATES

14	64.0m	*Ulf Carlsson (Swe) 72
15	59.4m	*Jan-Olaf Sundin (Swe) 62
16	52.6m	*Fedor Ekelmann (EG) 75
	60.0	Lee Coy (Shorecrest, Seattle) 73
17	51.6m	*Yevgeniy Gavrilenko (SU) 68
	52.7	Mark Low (Pomona, Calif) 69
18	49.7m	Eddie Southern (Texas) 56
19	49.5	Bob Casleman (Mich St) 72
20	49.2	Wayne Collett (UCLA) 70
21	48.8	Ralph Mann (BYU) 70
22	47.8m	*John Akii-Bua (Uga) 72
	48.9m	Ralph Mann (BYU) 71
23	48.4m	Ralph Mann (Strid) 49
24	48.1m	*Dave Hemery (GB) 68
	49.1	Rex Cawley (Strid) 64
25	48.6m	Dick Bruggeman (unat) 72
26	49.0m	Ron Whitney (Strid) 68
	49.2m	*Rainer Schubert (WG) 68
	50.2	Ron Whitney (Strid) 70
28	48.5m	*Dave Hemery (GB) 72
	50.2	Ron Whitney (Strid) 71
29	49.9m	*Helmut Janz (WG) 63
	49.9m	*Rainer Schubert (WG) 71
	50.2	Ron Whitney (Strid) 72
30	49.3m	*Gary Knoke (Aus) 72
	50.2m	Willie Atterberry (LATC) 64
31	50.2m	*Roberto Frinolli (Italy) 72
	51.4	Willie Atterberry (Strid) 65
32	50.6	*Kimaru Songok (Kenya) 68

33	51.0	*Yuriy Lituyev (SU) 58
34	51.2	*Yuriy Lituyev (SU) 59
35	53.6	*Luigi Facelli (Italy) 33
	57.2m	Ted Cain (Novato, Calif) 73
36	54.2	*Jim Dixon (GB) 68
37	53.8m	*Luigi Facelli (Italy) 35
38	53.8m	*Luigi Facelli (Italy) 36
	65.8m	Ray Fitzhugh (Hawaii) 73
39	64.6m	Mal Andrews (Calif) 73
40	57.0	*Jim Dixon (GB) 72
	61.3m	Joel McNulty (Lake Oswego, Ore) 72
41	54.8	*Jim Dixon (GB) 73
	61.9m	Allan Sheehan (Van Nuys, Calif) 73
42	60.9m	*Peter Field (GB) 73
	59.5mp	*Rune Larsson (Swe) 66
	63.0m	Bill Stock (San Diego, Calif) 72
43	61.5m	*Rune Larsson (Swe) 67
	68.6m	Lawrence Fullington (SDTC) 73
44	60.6m	Ed Dowell (Woodland, Calif) 72
46	55.7m	Jack Greenwood (Mendocino Ldg, Kans) 72
47	57.5m	Jack Greenwood (Mendocino Ldg, Kans) 73
48	60.5m	Ted Rademaker (Fresno, Calif) 73
51	67.4m	Jonathon Sharp (Morrison, Colo) 72
52	67.7m	Jonathon Sharp (Morrison, Colo) 73
53	88.5m	Ed Reiner (San Diego, Calif) 72
54	66.7m	Alfred Guidet (Petaluma, Calif) 72
58	82.6p	*Ed Gamble (Aus) 73
61	75.2	Stan Thompson (Honolulu) 72
62	74.7	Stan Thompson (Honolulu) 72

400—440 HURDLES (30—33")

55	63.6m	Alfred Guidet (Petaluma, Calif) 73
60	80.5	George Braceland (Drexel Hill, Pa) 73
62	72.6	Stan Thompson (Honolulu) 72
63	92.8	Wilfred Bigelow (Berkeley, Calif) 73
64	1:44.8m	Delmar Mitchelson (Encino, Calif) 73
65	1:37.9m	Walter Frederick (Pico Rivera, Calif) 73
66	2:04.3m	*Albert Brosz (Can) 73

HIGH JUMP

1	10½"	0.265	Steve Parsons (Northfld, Ill) 72
2	1-4	0.405	Steve Parsons (Northfld, Ill) 73
3	1-6	0.45	Kevin Strain (Alhmbra, Calif) 71
	1-6	0.45	Steve Parsons (Northfld, Ill) 73
4	2-10	0.86	John Jacobs (San Francisco) 73
5	2-8	0.81	John Carnes (Gnesville, Fla) 72
	2-8	0.81	Tommy Durrance (Gnesville, Fla) 72
6	3-2	0.965	James Taton (Denver) 73
7	4-1	1.24	Jimmy McPeak (Miami) 71
8	4-2½	1.28	Kyle Hall (Calbosas, Calif) 73
9	4-8¼	1.43	Wendell Sells (Salinas, Calif) 73
10	4-8	1.42	Mickey Ryan (Aberdeen, Wash) 71
	4-8	1.42	Robert Martin (L Cruces, NM) 72
	4-8	1.42	Jack Johnson (Detroit) 73
	4-8	1.42	Jack Johnson (Detroit) 73
11	5-1	1.55	Jeffrey Jones (Rvrdle, Calif) 70
12	5-8¼	1.73	*Ber-Olof Eklund (Swe) 73
	5-8	1.725	Jeffrey Jones (Rvrdle, Calif) 71
13	6-1	1.855	Steve Schertzer (Upr Sndsky, Oh) 70
14	6-4¼	1.935	Steve Schertzer (Upr Sndsky, Oh) 71
15	6-9	2.055	Gregg Lambdin (Ball, Galveston) 73
16	7-0	2.13	*Emile Roussouw (S Afr) 70

7-0	2.13	*Emile Roussouw (S Afr) 70	5-7	1.70	*Roger Ruth (unat-Can) 72
6-11 ^{7/8}	2.13	*Hans-Jorg Wildforster (WG) 71	45-5-3	1.60	*Roger Ruth (unat-Can) 73
6-11	2.11	Ron Shaw (Jffrsonville, Ind) 73	46-5-3	1.60	Jack Greenwood (Mndcno Ldg,Ks)72
6-11	2.11	Tim Walker (Rogers, Newprt, RI) 73	47-5-0	1.525	Jack Greenwood (Mndcno Ldg,Ks)73
17-7-3	2.21	Reynaldo Brown (Compton, Calif) 68	5-0	1.525	Jack Greenwood (Mndcno Ldg,Ks)73
18-7-4 ^{5/8}	2.25	*Valeriy Brumel (SU) 61	5-8p	1.725	Orval Gillette (Prtrville, Calif) 66
7-3	2.21	Dwight Stones (UCLA) 72	48-5-3p	1.60	*Mikio Oda (Japan)
7-3	2.21	Dwight Stones (UCLA) 72	5-3	1.60	Floyd Simmons (Charlotte, NC) 72
19-7-6 ^{3/8}	2.30	Dwight Stones (P Coast) 73	49-5-4	1.625	Richmond Morcom (Philadelphia) 70
20-7-5 ^{3/8}	2.27	*Valeriy Brumel (SU) 62	5-4	1.625	Richmond Morcom (Philadelphia) 70
7-4 ^{1/2}	2.245	Tom Woods (Ore St) 73	5-4	1.625	Richmond Morcom (Philadelphia) 71
21-7-6 ^{1/2}	2.29	Pat Matzdorf (Wisc) 71	50-5-7	1.70	Richmond Morcom (Philadelphia) 72
22-7-4 ^{1/2}	2.24	*Istvan Major (Hun) 72	51-5-8	1.725	Richmond Morcom (Philadelphia) 72
7-4 ^{1/2}	2.24	*Valeriy Brumel (SU) 64	52-5-8 ^{1/8}	1.73	Orval Gillette (Porterville) 71
7-4 ^{1/2}	2.24	*Valeriy Brumel (SU) 64	53-5-7	1.70	Orval Gillette (Porterville) 73
7-4 ^{1/2}	2.24	*Kestutis Sapka (SU) 72	54-5-6 ^{1/2}	1.68	Orval Gillette (Porterville) 73
7-4	2.235	Rey Brown (CP/SLO) 73	5-6 ^{1/2}	1.68	Orval Gillette (Porterville) 73
23-7-4 ^{3/8}	2.25	*Ni-Chih-chin (China) 65	55-4-10	1.47	Bill Morales (Santa Ana, Calif) 73
7-4 ^{3/8}	2.22	Ed Caruthers (P Coast) 68	4-10	1.47	Brud Cleveland (unat) 73
24-7-5 ^{3/8}	2.27	*Ni Chih-chin (China) 66	56-4-10	1.47	Bill Morales (Santa Ana, Calif) 73
7-1	2.16	Clarence Johnson (BA Strid) 72	57-4-6	1.37	Ed Lowell (Tarzana, Calif) 73
7-1	2.16	Bill Elliott (P Coast) 72	58-4-10	1.47	Ted Wilson (unat) 73
25-7-4 ^{3/8}	2.25	*Juri Tamak (SU) 72	59-4-7 ^{1/2}	1.41	Virgil McIntyre (Prescott, Az) 70
7-3	2.21	Ron Jourdan (Fla TC) 72	60-4-9 ^{1/2}	1.445	Virgil McIntyre (Prescott, Az) 71
26-7-3 ^{1/2}	2.23	*Adam Szepesi (Hun) 72	61-4-9 ^{1/2}	1.445	Stan Thompson (Honolulu) 72
7-2	2.185	Mike Bowers (UCTC) 72	62-4-9 ^{1/2}	1.46	Stan Thompson (Honolulu) 72
27-7-3	2.21	*Adam Szepesi (Hun) 72	63-4-8 ^{1/2}	1.385	Stan Thompson (Honolulu) 73
7-2 ^{3/8}	2.20	Mike Bowers (UCTC) 72	4-6 ^{1/2}	1.385	Stan Thompson (Honolulu) 73
28-7-6 ^{1/2}	2.29	*Ni Chih-chin (China) 70	64-3-10	1.17	A.J. Puglizevich (Merced, Calif) 72
7- ^{1/2}	2.14	Frank Costello (Spts Intl) 73	65-3-10	1.17	Winfield McFadden (S Diego, Ca)70
29-7-4 ^{3/8}	2.25	*Ni Chih-chin (China) 71	66-4-3	1.295	Winfield McFadden (S Diego, Ca) 72
7-4 ^{3/8}	2.25	*Ni Chih-chin (China) 71	67-4-1	1.245	Winfield McFadden (S Diego, Ca) 72
7-4 ^{3/8}	2.25	*Ni Chih-chin (China) 71	4-1	1.245	Winfield McFadden (S Diego, Ca) 72
7-4 ^{3/8}	2.25	*Ni Chih-chin (China) 71	68-4-2	1.27	Winfield McFadden (S Diego, Ca) 73
7-2 ^{3/8}	2.20	John Dobroth (P Coast) 71	69-3-10	1.17	Konrad Boas (unat) 73
30-7-4 ^{3/8}	2.25	*Ni Chih-chin (China) 73	71-3-9	1.14	John Whittemore (S Barbara) 71
7- ^{1/2}	2.14	John Dobroth (P Coast) 71	72-3-6	1.065	John Whittemore (S Barbara) 72
31-7-2 ^{1/2}	2.19	*Viktor Bolshov (SU) 71	73-4-0	1.22	John Whittemore (S Barbara) 73
6-10 ^{1/2}	2.10	John Dobroth (ITA) 73	75-3-6	1.065	Ted Mumby (Watsonville, Calif) 73
32-7-1 ^{1/2}	2.16	Viktor Bolshov (SU) 71			
6-8	2.03	Herm Wyatt (SCVYV) 64			
33-7-3	2.21	*Viktor Bolshov (SU) 72			
6-8 ^{1/2}	2.035	Herm Wyatt (SCVYV) 65	6-5-7	1.70	Doug Fraley (Lemoore, Calif) 72
6-8 ^{1/2}	2.035	Herm Wyatt (SCVYV) 65	7-7-3	2.21	Tobie Hatfield (Halsey, Ore) 69
34-6-9 ^{1/8}	2.06	*Egon Nilsson (Swe) 60	8-8-0	2.44	Tobie Hatfield (Halsey, Ore) 70
6-6	1.98	Dave Allbritton (Dayton AC) 47	9-9-0	2.74	Tobie Hatfield (Halsey, Ore) 71
35-6-8 ^{1/2}	2.035	Dave Allbritton (Dayton AC) 48	10-9-6	2.895	Tobie Hatfield (Halsey, Ore) 72
36-6-6 ^{1/2}	2.00	*Egon Nilsson (Swe) 62	11-9-9	2.97	Tobie Hatfield (Halsey, Ore) 73
6-6 ^{1/2}	2.00	*Egon Nilsson (Swe) 62	12-11-6	3.50	Casey Carrigan (Orting, Wash) 63
6-6 ^{1/2}	2.00	*Egon Nilsson (Swe) 63	13-13-0	3.96	Bob Crites (Kokomo, Ind) 68
6-4 ^{1/2}	1.95	Dave Allbritton (Dayton AC) 49	14-13-11 ^{1/2}	4.25	*Rudi Woik (EG) 67
37-6-5 ^{1/2}	1.95	Dave Allbritton (Dayton AC) 50	13-9	4.19	Bob Crites (NWN, Kokomo, Ind) 69
38-6-6 ^{1/2}	2.00	*Egon Nilsson (Swe) 64	15-15-0	4.57	Tim Curran (Crsipi Crmlite, Encno, Ca)71
6-2	1.88	Dave Allbritton (Dayton AC) 51	16-1-1	4.90	*Roger Thorstenson (Swe) 72
39-6-6 ^{1/2}	2.00	*Egon Nilsson (Swe) 65	16-1-1	4.90	*Serge Gabrieliich (Fr) 72
5-8 ^{1/2}	1.73	Phil Mulkey (Birmingham) 71	16-0	4.87	Paul Wilson (Warren, Dwny, Calif) 64
40-6-8 ^{1/2}	2.05	*Egon Nilsson (Swe) 66	17-17-0	5.18	Casey Carrigan (Orting, Wash) 68
6-0	1.83	Phil Mulkey (Birmingham) 72	18-17-4 ^{1/2}	5.30	Casey Carrigan (Orting, Wash) 69
6-0p	1.83	J. Razzetto (S Diego, Calif) 70	19-17-8 ^{1/2}	5.40	*Francois Tracanelli (Fr) 70
41-5-9 ^{1/2}	1.77	Ed Austin (Redondo Bch, Ca) 71	17-8	5.38	Paul Wilson (Sn Cal) 67
42-5-11	1.80	Ed Austin (Redondo Bch, Ca) 72	20-18- ^{1/2}	5.50	Steve Smith (L Beach St) 72
43-6-4 ^{1/2}	1.95	*Egon Nilsson (Swe) 69	21-18- ^{1/2}	5.50	Jan Johnson (Ala) 72
5-9	1.75	Ed Austin (Redondo Bch, Ca) 73	22-17-9 ^{1/2}	5.42	*Francois Tracanelli (Fr) 73
44-5-10 ^{7/8}	1.80	*Egon Nilsson (Swe) 70	17-8 ^{1/2}	5.40	Bob Seagren (Strid) 69

POLE VAULT

23-17-10 ^{1/2}	5.45	*Kjell Isaksson (Swe) 72	59-9-0	2.74	George Braceland (Drexel Hill, Pa)73
17-8 ^{1/2}	5.40	Dick Railsback (Strid) 69	60-12-1 ^{1/2}	3.70	*Herbert Schmidt (WG) 70
24-18-4 ^{1/2}	5.59	*Kjell Isaksson (Swe) 72	12-9 ^{1/2} p	3.90	*Herbert Schmidt (WG) 70
17-5 ^{1/2}	5.31	Bob Seagren (Strid) 71	10- ^{1/2}	3.05	Bud Deacon (Honolulu) 72
25-18-5 ^{1/2}	5.63	Bob Seagren (Strid) 72	61-12-9 ^{1/2}	3.90	*Herbert Schmidt (WG) 71
26-17-11 ^{1/2}	5.47	*Antti Kalliomaki (Fin) 73	10-2	3.10	Bud Deacon (Honolulu) 72
17-7 ^{1/2}	5.36	Bob Seagren (ITA) 73	62-11-9 ^{1/2}	3.60	*Herbert Schmidt (WG) 72
27-17-11	5.46	*Wolfgang Nordwig (EG) 70	10-6 ^{1/2}	3.20	Bud Deacon (Honolulu) 73
16-6	5.03	Jeff Chase (SCVYV) 68	63-12-1 ^{1/2}	3.70	*Herbert Schmidt (WG) 73
16-6	5.03	Jeff Chase (SCVYV) 68	9-0	2.74	Bob McConaghy (unat) 72
16-6	5.03	Bill Barrett (AATC) 71	64-8-0	2.44	Bob McConaghy (unat) 73
28-18- ^{1/2}	5.49	*Chris Papanicolaou (Gr) 70	66-6-2	1.88	*Albert Brosz (Can) 73
17-10 ^{1/2}	5.44	John Pennel (Strid) 69	73-7-0p	2.13	Walt Westbrook (unat) 71
29-18- ^{1/2}	5.50	*Wolfgang Nordwig (EG) 72			
17-6	5.33	John Pennel (Strid) 70			
30-17-8 ^{1/2}	5.40	*Chris Papanicolaou (Gr) 72			
16-8	5.08	Dave Turk (US) 64	1-2-9	0.84	Steve Parsons (Northfld, Ill) 72
31-17-8 ^{1/2}	5.40	*Hans Lagerqvist (Swe) 72	2-3-5 ^{1/2}	1.05	Scotty Fitzel (Norwkl, Calif) 71
16-6	5.03	Ron Morris (Strid) 66	3-6-0	1.83	*Adrian Payce-Drury (GB) 71
32-17-4 ^{1/2}	5.30	*Hans Lagerqvist (Swe) 72	5-7	1.70	Chris Keen (Jffrson, Ga) 72
17-4 ^{1/2}	5.30	*Hans Lagerqvist (Swe) 72	4-7-3 ^{1/2}	2.22	*Adrian Payce-Drury (GB) 72
17-4 ^{1/2}	5.30	*Hans Lagerqvist (Swe) 72	7-2 ^{1/2}	2.195	Scott Ward (Nashville) 73
17-4 ^{1/2}	5.30	*Hans Lagerqvist (Swe) 72	5-10-11	3.325	Marc Tourville (Martinez, Calif) 73
17-4 ^{1/2}	5.30	*Hans Lagerqvist (Swe) 72	6-9-6	2.895	Scott Greenwald (Louisville) 70
17-4 ^{1/2}	5.30	*Hans Lagerqvist (Swe) 72	7-12-3	3.73	James Robinson (Stockton, Calif) 73
33-16-1	4.90	*Maurice Houvion (Fr) 68	8-13-8	4.165	David Rodigo (Carmichael, Calif) 72
14-3	4.34	Earl Meadows (S Antonio AC) 47	9-15-11 ^{1/2}	4.865	Kenneth James (Gainesville, Fla) 72
34-16-1	4.90	*Dimiter Khlebarov (Bul) 69	10-16- ^{1/2}	4.89	Tony Jones (Moline, Ill) 72
14-0	4.26	Earl Meadows (unat) 48	11-18-1 ^{1/2}	5.52	Larry Johnson (Fresno, Calif) 69
35-16-1	4.90	*Dimiter Khlebarov (Bul) 70	12-17-11	5.46	Lelvin Crowe (West Covina, Calif) 69
14-0	4.26	Earl Meadows (unat) 48	13-22-1	6.73	Larry Johnson (Fresno, Calif) 71
36-16-1	4.90	*Maurice Houvion (Fr) 71	14-23-4 ^{1/2}	7.12	John Simmons (Hoover Jr, Oakland) 46
15-0	4.57	Ron Morris (Los Angeles) 71	15-24-6 ^{1/2}	7.48	Curt Anders (Clidge Jr, Moline, Ill) 66
37-16-5	5.00	*Maurice Houvion (Fr) 71	16-25-2 ^{1/2}	7.67	Johnny Johnson (Pacific Grove, Ca) 64
14-8	4.47	Kenneth Hiob (Aptos, Calif) 68	17-25-10 ^{1/2}	7.89	Heulon Hewitt (Merced, Calif) 68
14-8	4.47	Kenneth Hiob (Aptos, Calif) 68	18-26-4	8.02	Jerry Proctor (Redlands) 68
38-15-9	4.80	*Maurice Houvion (Fr) 72	26-4	8.02	Randy Williams (USC) 72
14-5	4.39	Kenneth Hiob (Aptos, Calif) 69	19-27-4 ^{1/2}	8.34	Randy Williams (Sn Cal) 72
39-14-7 ^{1/2}	4.45	*Maurice Houvion (Fr) 73	20-26-11 ^{1/2}	8.22	Bob Beamon (El Paso TC) 67
14-2	4.32	Kenneth Hiob (Aptos, Calif) 70	26-7 ^{1/2}	8.11	Bill Rea (Pitt) 72
40-14-6 ^{1/2}	4.42	Kenneth Hiob (Aptos, Calif) 72	21-27-4	8.33	Bob Beamon (H Strid) 68
41-14-7 ^{1/2}	4.46	Kenneth Hiob (Aptos, Calif) 72	22-29-2 ^{1/2}	8.90	Bob Beamon (H Strid) 68
42-15- ^{1/2}	4.59	Kenneth Hiob (Aptos, Calif) 73	23-26-11 ^{1/2}	8.22	Preston Carrington (unat) 72
43-15-0	4.57	Roger Ruth (unat) 71	24-27-3 ^{1/2}	8.31	*Igor Ter-Ovanesyan (SU) 62
44-15-1 ^{1/2}	4.60	Roger Ruth (unat) 72	27-1 ^{1/2}	8.25	Henry Hines (ITA) 73
45-15-0	4.57	Roger Ruth (unat) 73	25-27-4 ^{1/2}	8.34	Ralph Boston (Strid) 64
46-11-0	3.35	Don Grosh (La Crscnta, Calif) 71	26-27-5	8.35	Ralph Boston (Strid) 65
12-6p	3.81	Dick Ganslen (Ark) 63	27-27- ^{1/2}	8.25	Ralph Boston (Strid) 67
47-10-6	3.20	Don Grosh (La Crscnta, Calif) 73	28-27-2 ^{1/2}	8.29	Ralph Boston (Strid) 67
11-8p	3.55	Orval Gillette (Porterville, Calif) 66	29-27-4 ^{1/2}	8.35	*Igor Ter-Ovanesyan (SU) 67
48-10-6	3.20	David Brown (Whittier, Calif) 71	27-4 ^{1/2}	8.35	*Josef Schwarz (WG) 70
49-13-0	3.96	Richmond Morcom (Philadelphia) 70	27-1 ^{1/2}	8.27	Ralph Boston (Strid) 68
50-13-4	4.06	Richmond Morcom (Philadelphia) 72	30-27-2	8.28	*Igor Ter-Ovanesyan (SU) 68
51-13-7 ^{1/2}	4.16	Richmond Morcom (Philadelphia) 72	26-1 ^{1/2}	7.97	Norm Tate (NYPC) 72
52-14-0	4.26	Richmond Morcom (Philadelphia) 73	31-26-11 ^{1/2}	8.21	*Igor Ter-Ovanesyan (SU) 69
53-11-0	3.35	Orval Gillette (Porterville, Calif) 72	26-5 ^{1/2}	8.06	Norm Tate (NYPC) 73
11-0	3.35	Orval Gillette (Porterville, Calif) 73	32-26-1 ^{1/2}	7.97	*Mike Ahey (Ghana) 72
11-0	3.35	Orval Gillette (Porterville, Calif) 73	26-5 ^{1/2}	8.07	Ralph Boston (Knox TC) 72
54-10-7	3.22	Orval Gillette (Porterville, Calif) 73	33-25-11 ^{1/2}	7.92	*Igor Ter-Ovanesyan (SU) 71
55-7-0	2.13	Ed Lowell (Tarzana, Calif) 71	25-5 ^{1/2}	7.76	Tom Chilton (Knox TC) 71
56-12-9 ^{1/2}	3.90	*Herbert Schmidt (WG) 66	34-26- ^{1/2}	7.94	*Igor Ter-Ovanesyan (SU) 72
10-6	3.20	J.B. Vernon (West Covina, Calif) 73	23-1	7.03	Dave Jackson (Strid) 66
57-10-0	3.05	J.B. Vernon (West Covina, Calif) 73	35-26- ^{1/2}	7.96	*Igor Ter-Ovanesyan (SU) 72
58-9-0	2.74	George Braceland (Drexel Hill, Pa)72	25-11	7.90	Tom Chilton (Knoxville, Tenn) 72

LONG JUMP

36	25-11½	7.91	*Reijo Toivonen (Fin) 72
	25-4	7.62	Tom Chilton (Knoxville, Tenn) 73
37	22-10	6.96	Dave Jackson (Carson, Calif) 69
38	22-11	6.98	Dave Jackson (Carson, Calif) 70
39	21-10½	6.67	Dave Jackson (Carson, Calif) 71
40	22-9½	6.94	Dave Jackson (Carson, Calif) 71
41	22-1½	6.75	Dave Jackson (Carson, Calif) 73
42	21-11½	6.69	Shirley Davison (Vctrvlle, Calif) 72
43	21-10½	6.67	Shirley Davison (Vctrvlle, Calif) 73
44	20-9	6.32	Roger Ruth (unat) 72
45	20-½	6.11	Roger Ruth (unat) 73
46	18-8	5.69	Don Love (Poway, Calif) 73
47	18-10½	5.76	*Axel Johnsson (Swe) 72
	17-10½	5.44	Richard Stolpe (Omaha, Nebr) 72
48	18-11½	5.78	*Axel Johnsson (Swe) 73
	17-3½	5.27	Larry Gregory (unat) 73
49	19-6	5.94	Richmond Morcom (Philadelphia) 70
50	19-11½	6.08	Richmond Morcom (Philadelphia) 71
51	20-5½	6.23	Richmond Morcom (Philadelphia) 72
52	18-9	5.71	Richmond Morcom (Philadelphia) 73
53	17-9½	5.41	Gordon Farrell (Van Nuys, Calif) 71
54	18-10	5.74	Gordon Farrell (Van Nuys, Calif) 72
55	18-6	5.65	Gordon Farrell (Van Nuys, Calif) 72
56	18-0	5.48	Gordon Farrell (Van Nuys, Calif) 73
57	12-11	3.93	James Bennett (Honolulu) 73
	13-2p	4.01	*Hans Warwas (Can) 73
58	15-1	4.59	Pete Beamer (Kailua, Haw) 72
59	16-3	4.95	Mike Andors (La Jolla, Calif) 71
60	16-2	4.93	Mike Andors (La Jolla, Calif) 72
61	16-6	5.04	Mike Andors (La Jolla, Calif) 73
62	16-5	5.01	Stan Thompson (Honolulu) 73
63	14-2	4.32	Stan Thompson (Honolulu) 73
64	13-6½	4.13	A.J. Puglizovich (Merced, Calif) 72
65	12-10	3.91	A.J. Puglizovich (Merced, Calif) 73
66	12-11½	3.95	Winfield McFadden (San Diego) 71
67	13-5½	4.09	Winfield McFadden (San Diego) 72
68	13-5	4.09	Winfield McFadden (San Diego) 73
69	12-3½	3.74	Ralph Higgins (Ft MacArthur, Ca) 71
70	9-4	2.84	Basilio Fuentes, Sr (Kauai, Haw) 72
71	12-6½	3.81	Ralph Higgins (Ft MacArthur, Ca) 73
72	8-2½	2.50	John Whittmore (S Barbara, Ca) 72
73	8-2½	2.50	John Whittmore (S Barbara, Ca) 73
75	10-7½	3.23	Ted Mumby (Watsonville, Calif) 73

TRIPLE JUMP

1	4-0	1.22	Steve Parsons (Northfield, Ill) 72
2	4-6	1.37	Steve Parsons (Northfield, Ill) 73
3	5-1	1.55	Steve Parsons (Northfield, Ill) 73
5	18-9	5.71	Kevin Strain (Juneau, Alaska) 73
6	22-3	6.78	Mark Williams (Petaluma, Calif) 73
7	18-6½	5.65	Randy Ward (Nashville) 73
8	26-3	8.00	Scott Coffin (Overlnd Prk, Kans) 72
9	31-4	9.55	Billy Kemp (Petaluma, Calif) 73
10	33-1½	10.10	Havert King (Johnstown, Pa) 73
11	34-9	10.59	Jeffrey Jones (Riverdale, Calif) 70
12	41-3	12.57	*Rigsby Agoreyo (GB) 69
	37-1½	11.31	Don Vidal (San Francisco) 73
13	43-11½	13.40	*Pierre Reyneke (S Afr) 70
	41-1	12.52	Millard Hampton (Menlo Park, Calif) 70
14	46-11½	14.31	*Pierre Reyneke (S Afr) 71
	44-4½	13.53	Ron Page (Schnctdy, NY) 66
15	49-4½	15.04	*Pierre Reyneke (S Afr) 72
	46-11	14.30	Randy Williams (Edsn, Frsno, Calif) 69

16	51-8½	17.75	Don Duvall (North, Denver) 73
	51-2½	15.61	Don Duvall (North, Denver) 73
17	53-9	16.38	*Pedro Perez (Cuba) 70
	52-3½	15.94	Randy Williams (Edsn, Frsno, Calif) 71
18	53-7	16.33	*Pedro Perez (Cuba) 70
	52-6½	16.01	Dave Tucker (Sjain Mem, Fresno, Ca) 70
19	57-1	17.40	*Pedro Perez (Cuba) 71
	53-8	16.36	Barry McClure (Mid Tenn St) 71
20	55-1½	16.80	*Pedro Perez (Cuba) 72
	53-4½	16.27	Barry McClure (Mid Tenn St) 72
21	55-9½	17.00	*Pertti Pousi (Fin-BYU) 68
	54-4½	16.57	Barry McClure (Mid Tenn St) 73
22	55-11½	17.06	*Michal Joachimowski (Pol) 73
	54-7½	16.65	James Butts (UCLA) 72
23	57-¾	17.39	*Viktor Saneyev (SU) 68
	54-5½	16.60	Dave Smith (Cal TC) 71
24	56-8	17.27	*Nelson Prudencio (Brazil) 68
	56-0	17.07	Dave Smith (BA Strid) 72
25	56-8½	17.29	*Viktor Saneyev (SU) 71
	55-2½	16.83	John Craft (UCTC) 72
26	56-7½	17.25	*Viktor Saneyev (SU) 72
	55-8½	16.98	John Craft (UCTC) 73
27	57-2½	17.44	*Viktor Saneyev (SU) 72
	54-6½	16.62	Art Walker (Strid) 68
28	56-2	17.12	*Viktor Saneyev (SU) 73
	54-9½	16.70	Norm Tate (NYPC) 70
29	55-3½	16.85	*Jozef Schmidt (Pol) 64
	54-5	16.58	Norm Tate (NYPC) 71
30	55-7	16.94	*Hans-Gunther Schenk (EG) 72
	53-11½	16.45	Art Walker (Strid) 72
31	55-1	16.79	*Heinz-Gunther Schenk (EG) 73
	51-5½	15.69	Lincoln Jackson (Athens) 71
32	55-3	16.84	*Jozef Schmidt (Pol) 67
	53-1	16.18	Bill Sharpe (Phil PC) 64
33	55-5	16.89	*Jozef Schmidt (Pol) 68
34	53-7	16.33	*Samuel Igun (Nigeria) 72
35	54-7½	16.65	*Jozef Schmidt (Pol) 70
	49-5	15.06	Dave Jackson (Carson, Calif) 67
	49-5	15.06	Dave Jackson (Carson, Calif) 67
36	52-6	16.00	*Jozef Schmidt (Pol) 71
	49-11½	15.22	Dave Jackson (Carson, Calif) 68
37	53-3½	16.25	*Jozef Schmidt (Pol) 72
	48-9½	14.86	Dave Jackson (Carson, Calif) 69
38	48-7	14.81	Dave Jackson (Carson, Calif) 70
39	46-9½	14.27	*Rudolph Wanack (WG) 54
	45-11½	14.01	Dave Jackson (Carson, Calif) 71
40	47-3½	14.41	*Hermann Strause (WG) 71
	45-10½	13.97	Dave Jackson (Carson, Calif) 72
41	46-11	13.99	Dave Jackson (Carson, Calif) 73
42	45-11½	14.01	*Axel Johnsson (Swe) 67
	42-9	13.03	Roger Ruth (unat) 70
43	43-3	13.18	*Axel Johnsson (Swe) 68
	39-11	12.16	Roger Ruth (unat) 71
44	40-6½	12.36	Roger Ruth (unat) 72
45	38-11½	11.87	Roger Ruth (unat) 73
46	36-5½	11.12	*Las Cotten (Aus) 72
	36-1½	11.01	Dewey Vroom (Whittier, Calif) 73
47	39-11½	12.17	*Mikio Oda (Japan) 52
	35-4½	10.77	Richard Stolpe (Omaha, Nebr) 72
48	39-6½p	12.05	*Mikio Oda (Japan) 53
	35-2½p	10.73	George Grube (S Juan Capistrano) 70
49	39-0	11.88	Richmond Morcom (Philadelphia) 70
50	37-11½	11.56	Richmond Morcom (Philadelphia) 71
51	38-9½	11.83	Richmond Morcom (Philadelphia) 72

52	34-7½	10.54	Bob Ogie (Burbank, Calif) 71
53	37-0	11.28	Gordon Farrell (Van Nuys, Calif) 71
54	39-6	12.04	Gordon Farrell (Van Nuys, Calif) 72
55	39-5	12.01	Gordon Farrell (Van Nuys, Calif) 73
56	37-10	11.53	Gordon Farrell (Van Nuys, Calif) 73
57	25-9½	7.86	Charles McMahon (San Diego, Ca) 73
58	28-0	8.53	George Braceland (Drexel Hill, Pa) 71
59	28-0	8.53	George Braceland (Drexel Hill, Pa) 73
60	31-6½	9.62	Mike Andors (La Jolla, Calif) 72
61	33-2½	10.12	Stan Thompson (Honolulu) 72
62	32-11	10.03	Stan Thompson (Honolulu) 72
63	30-4	9.24	Stan Thompson (Honolulu) 73
64	25-3	7.71	Delmar Mitchelson (Encino, Calif) 73
65	24-8	7.52	Robert Ulsh (Danville, Calif) 72
66	27-9	8.46	Winfield McFadden (San Diego, Ca) 72
67	30-9	9.37	Winfield McFadden (San Diego, Ca) 73
68	29-7	9.01	Winfield McFadden (San Diego, Ca) 73
69	25-8½	7.83	Ralph Higgins (Ft MacArthur, Ca) 71
71	25-11½	7.91	Ralph Higgins (Ft MacArthur, Ca) 73
72	19-6½	5.95	John Whittmore (S Barbara, Ca) 73
73	17-10	5.43	John Whittmore (S Barbara, Ca) 73
75	19-6½	5.95	Ted Mumby (Watsonville, Calif) 73

SHOT PUT (6 lb)

1	1-4	0.40	Matt Britter (Fresno, Calif) 72
4	8-8	2.64	Mike Carl (Reseda, Calif) 73
5	10-9	3.27	Deron Lord (S Pasadena, Calif) 71
6	15-8½	4.79	Deron Lord (S Pasadena, Calif) 72
7	22-3	6.78	Deron Lord (S Pasadena, Calif) 73
8	30-2	9.19	Jim Banich (Arvada, Colo) 72
9	35-3	10.745	Jim Banich (Arvada, Colo) 73
10	39-2	11.94	Jack Wall (Erie, Pa) 69
11	40-4½	12.305	Anthony Gibson (S Frnando, Calif) 73
12	53-8	16.36	Jack Wall (Erie, Pa) 71

SHOT PUT (8 lb)

2	2-11	0.90	Kevin Strain (Apia, Wn Samoa) 70
3	1-8	0.51	Steve Parsons (Northfield, Ill) 73
6	13-1	3.99	Deron Lord (S Pasadena, Calif) 72
7	18-7½	5.675	Deron Lord (S Pasadena, Calif) 73
8	15-11	4.85	Arlen Olson (Orofino, Idaho) 73
9	23-8½	7.22	Jack Wall (Erie, Pa) 68
10	29-4½	8.95	Jack Wall (Erie, Pa) 69
11	46-10½	14.28	Jim Stone (Spokane, Wash) 73
12	52-9½	16.09	Roy Kofnovec (Dallas, Tex) 72
13	59-3	18.06	Jim Favrow (MhnttnJr, Mhnn, Kns) 73
14	64-5	19.635	Jack Wall (Erie, Pa) 73
15	65-11½	20.105	Dave Kurrasch (Santa Ana, Calif) 73
22	80-2½	24.44	Jim Fuchs (Sn Cal) 50
56	31-5	9.57	Joe Gross (Hntngtn Bch, Calif) 73
57	41-1	12.52	Charles McMahon (San Diego, Ca) 73
58	43-2½	13.17	Neel Buell (Villa Park, Calif) 73
59	44-3½	13.50	Neel Buell (Villa Park, Calif) 73
60	43-2	13.15	James York (Modesto, Calif) 73
43-9½p	13.35	William Babnick (Portland) 73	
47-0p	14.32	Al Hershey (Pasadena, Calif) 71	
61	43-0	13.10	A.J. Puglizovich (Merced, Calif) 69
62	43-4	13.21	Harry Bryce (La Jolla, Calif) 71
63	43-3	13.18	A.J. Puglizovich (Merced, Calif) 71
64	41-8	12.70	A.J. Puglizovich (Merced, Calif) 72
65	42-¾	12.82	A.J. Puglizovich (Merced, Calif) 73
66	43-6½	13.27	Stanley Herrmann (Santa Barbara) 71

67	44-¾	13.42	Stanley Herrmann (Santa Barbara) 72
68	41-11½	12.79	Stanley Herrmann (Santa Barbara) 73
69	41-9½	12.74	Stanley Herrmann (Santa Barbara) 73
70	23-8½	7.22	Basilio Fuentes, Sr (Kauai, Haw) 72
71	33-4	10.16	John Whitmore (San Diego, Ca) 72
72	30-11½	9.43	John Whittmore (Santa Barbara) 72
73	30-10½p	9.41	Otto Reinhardt (unat) 73
75	24-8½	7.53	Ted Mumby (Watsonville, Calif) 73

SHOT PUT (12 lb)

6	10-8	3.25	Deron Lord (S Pasadena, Calif) 72
7	14-4	4.37	Deron Lord (S Pasadena, Calif) 73
11	28-1	8.56	Jack Wall (Erie, Pa) 70
12	40-8½	12.41	Jack Wall (Erie, Pa) 71
13	46-10½	14.29	Jack Wall (Erie, Pa) 72
14	52-9½	16.09	Jack Wall (Erie, Pa) 73
15	61-1	18.62	Dave Kurrasch (S Ana, Calif) 73
16	65-5	19.94	T Albritton (NptH, NprtBch, Calif) 55
17	72-3½	22.03	Sam Walker (Samuell, Dallas) 68
18	70-11	21.61	Doug Lane (Jffrsn, Cdr Rpds, Ia) 68
19	71-9½	21.89	Jesse Stuart (Glasgow, Ky) 70
49	52-9½	16.09	George Ker (Granada Hills, Calif) 72
50	54-5½	16.60	George Ker (Granada Hills, Calif) 73
51	49-6½	15.10	Carl Merritt (Santa Monica, Calif) 71
52	53-10	16.41	Nathaniel Heard (Marion, Mass) 70
53	51-2½	15.61	Nathaniel Heard (Marion, Mass) 71
54	50-4	15.34	Nathaniel Heard (Marion, Mass) 72
55	48-10	14.88	Nathaniel Heard (Marion, Mass) 73
56	44-1	13.43	Jack Thatcher (Manhattan Bch, Ca) 73
57	44-¾	13.42	Jack Thatcher (Manhattan Bch, Ca) 73
58	40-10	12.44	Neel Buell (Villa Park, Calif) 73
59	40-4p	11.78	David Shrader (Enterprise, Kans) 73
	31-2½	12.29	William Babnick (Portland) 72
60	34-4	9.50	Virgil McIntyre (Prescott, Ariz) 71
61	33-1	10.46	Philip Partridge (NYC, NY) 72
62	27-3½	10.08	Philip Partridge (NYC, NY) 73
63	27-3½	8.32	Alexander Green (Ft Lauderdale, Fla) 72
64	30-4	9.24	Jack Carson (Honolulu) 73
71	22-8	6.91	Arthur Wright (Scio, NY) 73

SHOT PUT (16 lb)

7	10-3	3.125	Deron Lord (S Pasadena, Calif) 73
11	17-8	5.38	Jay Thompson (Honolulu) 72
12	17-9½	5.43	Jay Thompson (Honolulu) 73
13	38-1	11.61	Jack Wall (Erie, Pa) 72
14	43-9	13.335	Mark Saner (StJoseph, Mtlve, NJ) 72
15	51-2½	15.60	Dave Kurrasch (S Ana, Calif) 74
16	53-4	16.25	Gary Gubner (Clinton, Bronx) 59
17	61-1½	18.62	Sam Walker (Samuell, Dallas) 68
18	64-5½	19.65	*Udo Beyer (EG) 73
	63-7	19.38	Dallas Long (USC) 59
19	67-¾	20.43	Karl Salb (Kans) 69
20	70-7½	21.52	Randy Matson (Tex A&M) 65
21	69-2½	21.09	Randy Matson (Tex A&M) 66
22	71-5½	21.78	Randy Matson (Tex A&M) 67
23	70-8	21.50	*Hartmut Briesenick (EG) 72
69-10½	21.34	Randy Matson (Hn Strid) 68	
24	71-1½	21.67	*Hartmut Briesenick (EG) 73
	70-7½	21.52	Al Feuerbach (P Coast) 72
25	71-7	21.82	Al Feuerbach (P Coast) 73
26	68-8	20.93	Randy Matson (Tex Strid) 71
27	70-10½	21.60	Brian Oldfield (ITA) 73

28	69-11½	21.32	*Heinz Joachim Rothenburg (EG) 72
	68-1¾	20.73	Randy Matson (ITA) 73
29	70-1¼	21.38	George Woods (P Coast) 72
	70-1¼	21.38	George Woods (P Coast) 72
30	69-9½	21.27	George Woods (P Coast) 73
31	67-5	20.55	*Wladyslaw Komar (Pol) 71
	62-10¾	19.17	Jay Silvester (unat) 69
32	69-6	21.18	*Wladyslaw Komar (Pol) 72
	63-10	19.45	Parry O'Brien (Strid) 64
33	65-7¾	20.01	Jay Silvester (Intmntn TC) 71
34	67-1¼	20.45	*Vilmos Varju (Hun) 71
	64-7¼	19.69	Parry O'Brien (Strid) 66
35	67-2¾	20.49	*Matti Yrjola (Fin) 73
	60-2	18.34	Parry O'Brien (Encino, Calif) 67
36	65-0	19.81	*Seppo Simola (Fin) 72
	50-1½	15.28	Edward McComas (Baltimore) 70
37	61-3¾	18.68	*Jaroslav Smid (Czech) 71
	53-6	16.30	Edward McComas (Baltimore) 71
38	63-¾	19.21	*Les Mills (NZ) 72
	55-¼	16.77	Edward McComas (Baltimore) 72
39	64-2½	19.57	*Pierre Colnard (Fr) 68
	54-11½	16.75	Edward McComas (Baltimore) 73
40	62-6½	19.06	*Pierre Colnard (Fr) 69
	49-¼	14.95	Sam Adams (S Barbara, Calif) 72
41	64-10¼	19.77	*Pierre Colnard (Fr) 70
	46-8	14.22	Sam Adams (S Barbara, Calif) 72
42	63-1	19.23	*Pierre Colnard (Fr) 71
	46-7¾	14.22	Otis Chandler (Los Angeles) 70
43	60-7½	18.48	*Gudmundur Hermannsson (Ice) 70
	42-2¾	12.87	Bud Held (San Diego, Calif) 71
44	45-9	13.94	Bill Bangert (Hazelwood, Mo) 68
45	59-9p	18.22	*Gudmundur Hermannsson (Ice) 70
	40-10¾	12.46	Bob Richards (Thousand Oaks, Ca) 71
46	57-¾	17.38	*Gudmundur Hermannsson (Ice) 71
	44-7¾	13.59	Bill Bangert (Hazelwood, Mo) 70
47	56-8	17.27	*Gudmundur Hermannsson (Ice) 72
	46-¼	14.02	Bill Bangert (Hazelwood, Mo) 71
48	47-4½	14.44	George Ker (Granada Hills, Calif) 72
49	49-1½	14.97	George Ker (Granada Hills, Calif) 72
50	46-8½	14.23	George Ker (Granada Hills, Calif) 73
51	30-8	9.65	John Kilbuck (Chicago) 72
52	36-8½	11.19	Fred Geiter (Newberg, NC) 72
	38-0p	11.58	Thomas McDermott (Madison, Conn) 70
53	37-6¾	11.45	Fred Geiter (Newberg, NC) 73
54	39-6½p	12.05	David Shrader (Enterprise, Kans) 68
55	38-1	11.61	Jack Thatcher (Manhattan Bch, Ca) 72
56	36-8½	11.19	Jack Thatcher (Manhattan Bch, Ca) 73
57	31-3¾	9.53	Charles McMahon (S Diego, Calif) 73
58	32-2¾	9.81	David Shrader (Enterprise, Kans) 73
59	29-7½	9.03	James York (Modesto, Calif) 73
60	29-1	8.86	James York (Modesto, Calif) 73
61	27-3¾	8.32	Philip Partridge (NYC, NY) 72
62	27-2¾	8.30	Philip Partridge (NYC, NY) 73
63	22-1	6.73	Stan Thompson (Honolulu) 73
64	25-1	7.64	Jack Carson (Honolulu) 73
69	19-2	5.84	Arthur Wright (Scio, NY) 71
70	18-9	5.71	Arthur Wright (Scio, NY) 72
71	18-11	5.76	Arthur Wright (Scio, NY) 73

DISCUS THROW (1 kg)

1	3-4	1.015	Ryan Kargel (Eugene, Ore) 72
6	26-9	8.15	Deron Lord (S Pasadena, Calif) 72
7	55-7	16.94	Deron Lord (S Pasadena, Calif) 73

8	63-1	19.23	Jack Wall (Erie, Pa) 67
9	74-6	22.71	Jack Wall (Erie, Pa) 68
10	88-6	26.97	Jack Wall (Erie, Pa) 69
11	112-3	34.21	Jack Wall (Erie, Pa) 70
12	145-2	44.25	Jack Wall (Erie, Pa) 71
13	172-7	52.60	Jim Favrow (Manh Jr, Mnhttn, Ks) 73
14	198-6	60.50	Howard Banich (Arvada, Colo) 70
15	173-7	52.¾	Jeff Mixon (Rchdsn, Dallas) 73
25	270-7	82.47	Tim Vollmer (Ft Mac) 72
56	103-4	31.50	Joe Gross (Hntngtn Bch, Calif) 73
58	129-3	39.40	Neel Buell (Villa Park, Calif) 73
59	130-4	39.73	Neel Buell (Villa Park, Calif) 73
60	15-9	35.28	Mickey Blakesley (San Diego) 72
61	135-11½	41.44	Philip Partridge (NYC, NY) 72
62	136-1	41.48	Ed Both (Leona Valley, Calif) 72
63	132-2	40.29	Ken Carnine (Sacramento) 71
64	143-10	43.84	Ken Carnine (Sacramento) 72
65	132-8	40.44	Ken Carnine (Sacramento) 73
66	113-0	34.44	Ron Drummond (unat) 73
67	105-5	32.13	Stanley Herrmann (Santa Barbara) 71
68	98-7	30.05	Stanley Herrmann (Santa Barbara) 73
69	102-8	31.29	Stanley Herrmann (Santa Barbara) 73
70	59-7	18.16	Basilio Fuentes, Sr. (Kauai, Haw) 72
71	97-6	29.72	Ralph Higgins (Ft MacArthur, Ca) 73
72	95-6	29.11	John Whittemore (Santa Barbara) 72
73	94-11	28.93	John Whittemore (Santa Barbara) 73
75	68-7	20.90	Ted Mumby (Watsonville, Calif) 73

DISCUS THROW (3 lb, 9 oz)

1	3-6½	1.08	Steve Parsons (Northfield, Ill) 72
2	7-5	2.26	Steve Parsons (Northfield, Ill) 73
3	9-7	2.92	Steve Parsons (Northfield, Ill) 73
5	15-2¼	4.63	Michael Kayner (Bay City, Mich) 72
7	37-9	11.505	Deron Lord (S Pasadena, Calif) 73
8	43-0	13.10	Jack Wall (Erie, Pa) 67
9	54-7	16.63	Jack Wall (Erie, Pa) 68
10	69-2	21.08	Jack Wall (Erie, Pa) 69
11	87-8	26.72	Jack Wall (Erie, Pa) 70
12	112-2	34.19	Jack Wall (Erie, Pa) 71
13	134-0	40.84	Jim Favrow (Manh Jr, Mnhttn, Ks) 73
14	147-10	45.06	Jack Wall (Erie, Pa) 73
15	179-7	54.74	Howard Banich (Arvada, Colo) 71
16	186-11	56.97	Bob Stoecker (Los Altos, Calif) 61
	210-5(1.5kg)	64.14	*Kent Gardenkrans (Swe) 72
17	201-7	61.44	Jim Howard (Arcda, Scettsdle, Az) 71
18	201-3	61.34	Chris Adams (Los Altos, Calif) 70
19	195-8	59.64	Billy Joe Winchester (McMig, SpVal) 70
40	176-4	53.75	Sam Adams (Santa Barbara, Calif) 72
41	165-7	50.47	Sam Adams (Santa Barbara, Calif) 73
42	144-10	44.15	Donn Maurer (Del Mar, Calif) 72
43	146-11	44.78	Donn Mauer (Del Mar, Calif) 73
44	145-4	44.30	Bob Richards (Thousand Oaks, Ca) 70
45	147-2	44.86	Bob Richards (Thousand Oaks, Ca) 71
46	148-3	45.19	Fortune Gordien (S Bernardino, Ca) 69
47	167-8	51.11	Fortune Gordien (S Bernardino, Ca) 70
48	182-2	55.53	Fortune Gordien (S Bernardino, Ca) 71
49	152-3	46.41	George Ker (Granada Hills, Calif) 72
50	177-9	54.18	Fortune Gordien (S Bernardino, Ca) 73
51	130-10	39.88	Daniel Aldrich (Newport Bch, Ca) 70
52	144-3	43.97	Nathaniel Heard (Marion, Mass) 70
53	145-0	44.20	Daniel Aldrich (Newport Bch, Ca) 72
54	135-7	41.33	Daniel Aldrich (Newport Bch, Ca) 73
55	132-7	40.41	Nathaniel Heard (Marion, Mass) 73

56	125-1	38.13	Charles McMahon (San Diego, Calif) 72
57	120-5	36.70	Jack Thatcher (Manhattan Bch, Ca) 73
58	111-8	34.04	Neel Buell (Villa Park, Calif) 73
59	114-8	34.95	David Shrader (Enterprise, Kans) 73
60	115-6	35.21	Philip Partridge (NYC, NY) 71
61	115-2	35.10	Philip Partridge (NYC, NY) 72
62	113-6	34.60	Philip Partridge (NYC, NY) 73
63	108-1	32.94	Ken Carnine (Sacramento) 71
64	108-5½	33.06	Ken Carnine (Sacramento) 72
65	108-8	33.12	Ken Carnine (Sacramento) 73
66	96-3	29.33	Ron Drummond (unat) 73
67	97-7½	29.75	Stanley Herrmann (Santa Barbara) 72
68	93-10	28.60	Stanley Herrmann (Santa Barbara) 73
69	92-2	28.09	Stanley Herrmann (Santa Barbara) 73
70	54-2	16.51	Arthur Wright (Scio, NY) 72
71	74-0	22.55	Ralph Higgins (Ft MacArthur, Ca) 73
72	68-4	20.83	Gentry Mowrer (San Diego, Calif) 73

DISCUS THROW (4 lb, 6.4 oz)

11	34-2	10.415	Jay Thompson (Honolulu) 72
12	88-10	27.075	Jack Wall (Erie, Pa) 71
13	116-1	35.38	Jack Wall (Erie, Pa) 72
14	128-1½	39.05	*Erolini Delli Compagni (Italy) 39
	126-4	38.51	Jack Wall (Erie, Pa) 73
15	150-3	45.80	*Kent Gardenkrans (Swe) 71
	150-0	45.72	Howard Banich (Arvada, Colo) 71
16	178-8	54-46	*Kent Gardenkrans (Swe) 72
	157-8	48.06	Howard Banich (Arvada, Colo) 72
17	190-8	58.12	*Kent Gardenkrans (Swe) 73
	173-6	52.88	Jim Howard (Arcda, Scettsdle, Az) 71
18	189-11½	57.90	*Wolfgang Schmidt (EG) 72
	179-0	54.56	Karl Johnstone (Az) 69
19	191-2½	58.28	*Boris Karayev (SU) 60
	189-1	57.63	Randy Matson (Tex A&M) 65
20	201-5	61.39	Randy Matson (Tex A&M) 65
21	215-2½	65.60	*Markku Tuokko (Fin) 73
	209-2	63.75	Ken Stadel (Rice) 73
22	213-9	65.15	Randy Matson (Tex A&M) 67
23	223-3½	68.06	*Ricky Bruch (Swe) 69
	210-5	64.14	Gary Carlsen (Strid) 68
24	224-2	68.32	*Ricky Bruch (Swe) 71
	221-1	67.39	Tim Vollmer (Ft Mac) 71
25	218-8½	66.66	*Ricky Bruch (Swe) 71
	218-8	66.65	John Powell (P Coast) 73
26	225-0	68.58	*Ricky Bruch (Swe) 72
	214-2	65.28	Tim Vollmer (NYAC) 73
27	217-9	66.38	*Janos Muranyi (Hun) 71
	210-6	64.16	Jay Silvester (unat) 65
28	213-11½	65.22	*Ludvik Danek (Czech) 65
	205-7	62.66	Art Swarts (Shore AC) 73
29	217-6	66.30	*Pentti Kahma (Fin) 73
	216-3	65.91	Jon Cole (P Coast) 72
30	218-4	66.55	Jay Silvester (unat) 68
31	224-5	68.40	Jay Silvester (unat) 68
32	218-1	66.47	*Ludvik Danek (Czech) 69
	217-5½	66.28	Jay Silvester (unat) 70
33	230-11	70.38	Jay Silvester (Intmntn TC) 71
34	219-7	66.92	*Ludvik Danek (Czech) 71
	215-2	65.58	Jay Silvester (Intmntn TC) 72
35	218-9½	66.69	*Ludvik Danek (Czech) 72
	216-9	66.07	Jay Silvester (Intmntn TC) 73
36	209-3¾	63.80	*Lothar Milde (EG) 71
	191-11	58.50	Parry O'Brien (Encino, Calif) 68

37	208-1½	63.44	*Lothar Milde (EG) 72
	187-10	57.25	Fortune Gordien (S Bernrdno) 60
38	186-11	56.97	*Adolfo Consolini (Italy) 55
	158-10	48.41	Edward McComas (Baltimore) 72
39	186-6	56.85	*Adolfo Consolini (Italy) 56
	164-9	50.22	Parry O'Brien (Encino, Calif) 71
40	176-2	53.70	*Adolfo Consolini (Italy) 57
	147-11	45.09	Sam Adams (Santa Barbara) 71
41	183-5	55.91	*Adolfo Consolini (Italy) 58
	144-8¾	44.11	Sam Adams (Santa Barbara) 72
42	179-8½	54.78	*Adolfo Consolini (Italy) 59
	127-11	38.99	Len Olsen (Wappingers Falls, NY) 73
43	182-3½	55.56	*Adolfo Consolini (Italy) 60
	131-11	40.21	Donn Maurer (Del Mar, Calif) 73
44	162-11	49.66	*Adolfo Consolini (Italy) 61
	164-4½p	50.10	*Kauko Jouppila (Fin) 65
	125-2	38.15	Harry Hawke (SDTC) 73
45	159-3	48.54	*Harald Palmqvist (Swe) 66
	137-11	42.04	Otis Chandler (Los Angeles) 73
46	152-4	46.43	*Harald Palmqvist (Swe) 67
	158-1p	48.18	*Kauko Jouppila (Fin) 67
	108-2½	32.98	Harold Wallace (Anaheim) 73
47	151-10	46.28	*Konstanty Maksimczyk (GB) 61
	160-3½p	48.86	*Kauko Jouppila (Fin) 67
	131-2	39.98	Bill Bangert (Hazelwood, Mo) 71
48	148-6½	45.28	*Harald Palmqvist (Swe) 69
	164-10p	50.24	*Kauko Jouppila (Fin) 69
	147-0	44.81	Fortune Gordien (S Bernardino) 71
49	156-10	47.80	*Konstanty Maksimczyk (GB) 63
	146-0	44.50	George Ker (Granada Hills, Ca) 72
50	167-0	50.90	*Kauko Jouppila (Fin) 71
	127-6	38.86	George Ker (Granada Hills, Ca) 73
51	172-3	52.50	*Kauko Jouppila (Fin) 72
	124-7	37.97	Thomas McDermott (Madison, Cn) 69
52	178-0	54.26	*Kauko Jouppila (Fin) 73
	102-1	31.12	Fred Geiter (Newberg, NC) 72
53	99-9	30.40	Fred Geiter (Newberg, NC) 73
54	149-5	43.54	*Konstanty Maksimczyk (GB) 68
55	101-6	30.94	Charles McMahon (San Diego) 71
56	147-4p	44.91	*Konstanty Maksimczyk (GB) 71
	101-3	30.86	Charles McMahon (San Diego) 72
57	115-11	35.33	Jack Thatcher (Manhattan Bch, Ca) 73
58	148-8	45.32	*Konstanty Maksimczyk (GB) 72
	98-2	29.92	Neel Buell (Villa Park, Calif) 73
59	150-8	45.92	*Konstanty Maksimczyk (GB) 73
	96-7	29.44	Neel Buell (Villa Park, Calif) 73
60	105-1½	32.04	John Dick (Milwaukee, Wisc) 72
61	109-6	33.39	Philip Partridge (NYC, NY) 72
62	84-8	25.80	Philip Partridge (NYC, NY) 73
63	52-10	16.10	Stan Thompson (Honolulu) 73
64	64-1	19.53	Alexander Green (Ft Lauderdale, Fl) 73
65	95-2	29.00	Ken Carnine (Sacramento) 73
66	75-7	23.04	Robert Ulsh (Danville, Calif) 73
71	53-11	16.43	Arthur Wright (Scio, NY) 73

HAMMER THROW (12 lb)

13	80-10	24.64	*Mike Puttonen (Can) 67
14	175-0	53.34	Tony Strackaluse (Deaf, Prvdnce, RI) 69
15	208-10	63.65	Alvin Jackson (Clsscl, Prvdnce, RI) 70
16	219-9	66.98	Alvin Jackson (Clsscl, Prvdnce, RI) 71
17	227-8	69.39	Alvin Jackson (Clsscl, Prvdnce, RI) 72
18	225-0(5kg)	68.58	*Peter Schreiber (EG) 71
	200-8	61.16	Ralph Metcalfe (Ch, Wllngfrd, Cn) 66

19	202-4	61.67	Dennis Cambal (PhAc, AndoverMs)68
50	136-2	41.50	Sandy Patterson (unat) 71
51	89-7	27.30	Daniel Aldrich (Newport Bch, Calif) 70
52	138-4	42.16	Gene Rochambeau (San Diego) 72
53	139-2	42.42	Gene Rochambeau (San Diego) 73
54	141-9	43.21	Gene Rochambeau (San Diego) 70
55	135-11	41.43	Nathaniel Heard (Marion, Mass) 73
56	130-3	39.70	Tom Montgomery (Ontario, Calif) 71
57	134-5	40.97	Tom Montgomery (Ontario, Calif) 72
58	133-11	40.82	*Anton Tesija (Aus) 72
	98-1	29.89	Charles McMahon (San Diego) 73
59	43-0	13.10	Claude Hills (Flourtown, Pa) 72
60	138-11½	42.36	*Anton Tesija (Aus) 73
	92-4	28.14	Mickey Blakesley (La Jolla, Calif) 73
61	97-3	29.64	Ted Haydon (Chicago) 73
62	107-7	32.79	Philip Partridge (NYC, NY) 73
63	105-2	32.06	Randolph Hubbell (Alhambra, Ca) 72
64	106-0	32.31	Randolph Hubbell (Alhambra, Ca) 73
65	59-3	18.06	Robert Ullsh (Danville, Calif) 72
66	87-9	26.74	Robert Ullsh (Danville, Calif) 73
67	69-4	21.13	Stanley Herrmann (Santa Barbara) 71
68	61-0	18.58	Stanley Herrmann (Santa Barbara) 72
69	89-7½	27.32	Stanley Herrmann (Santa Barbara) 73
71	68-3	20.80	John Whittemore (Santa Barbara) 71
72	77-3	23.54	John Whittemore (Santa Barbara) 72
73	68-10	20.98	John Whittemore (Santa Barbara) 73
75	55-10	17.02	Ted Mumby (Watsonville, Calif) 73

HAMMER THROW (16 lb)

13	56-10	17.32	*Mike Puttonen (Can) 67
15	180-0	54.86	Alvin Jackson (Clsscl, Prvdence, RI)70
16	186-2	56.74	Alvin Jackson (Clsscl, Prvdence, RI)70
17	206-3½	62.87	*Sergey Korobov (SU) 69
	191-11	58.50	Alvin Jackson (Clsscl, Prvdence, RI)72
18	219-8	66.95	*Sergey Korobov (SU) 70
	203-2	61.93	Alvin Jackson (Penn St) 73
19	223-10½	68.24	*Jacques Accambay (Fr) 69
	203-2	61.93	Alvin Jackson (Penn St) 73
20	244-7	74.54	*Aleksandr Spiridonov (SU) 72
	224-6	68.43	Al Schoterman (Kent St) 71
21	243-¾	74.08	*Aleksy Spiridonov (SU) 73
	231-3	70.49	Al Schoterman (Kent St) 72
22	242-9½	74.00	*Valentin Dmitriyenko (SU) 73
	215-7	65.71	Larry Hart (Ft Mac) 69
23	250-8	76.40	*Walter Schmidt (WG) 71
	219-2	66.80	Tom Gage (NYAC) 66
24	242-11	74.04	*Vasilii Khamyevskiy (SU) 72
	218-3	66.52	Tom Gage (NYAC) 67
25	241-9½	73.70	*Uwe Beyer (WG) 71
	228-8	69.70	Ed Burke (SCVYV) 65
26	245-8½	74.90	*Uwe Beyer (WG) 71
	228-5	69.62	Tom Gage (NYAC) 69
27	242-5	73.88	*Uwe Beyer (WG) 72
	235-11	71.91	Ed Burke (Strid) 67
28	241-11½	73.75	*Gyula Zsivotzky (Hun) 65
	233-6	71.17	Tom Gage (NYAC) 71
29	247-7½	75.48	*Anatoliy Bondarchuk (SU) 69
	232-2	70.77	George Frenn (P Coast) 71
30	246-2½	75.04	*Anatoliy Bondarchuk (SU) 70
	231-10	70.66	Hal Connolly (Pas TC) 62
31	244-9	74.60	*Anatoliy Bondarchuk (SU) 71
	229-8½	70.02	George Frenn (Strid) 73
32	248-11	75.88	*Anatoliy Bondarchuk (SU) 72

227-2	69.24	Hal Connolly (CCAC) 64
33	246-8½	75.20 *Anatoliy Bondarchuk (SU) 73
	233-9½	71.26 Hal Connolly (CCAC) 65
34	239-8½	73.06 *Gyula Zsivotzky (Hun) 71
	226-1	68.91 Hal Connolly (SMAA) 66
35	241-3	73.54 *Romuald Klim (SU) 68
	210-1	64.03 Harold Connolly (S Monica, Calif) 67
36	244-6	74.52 *Romuald Klim (SU) 69
	224-8	68.48 Harold Connolly (Santa Monica) 68
37	232-9½	70.96 *Romuald Klim (SU) 70
	232-5	70.84 Harold Connolly (Santa Monica) 69
38	239-10	73.10 *Romuald Klim (SU) 71
	227-0	69.10 Harold Connolly (Santa Monica) 70
39	235-10	71.88 *Romuald Klim (SU) 72
	221-10	67.62 Harold Connolly (Santa Monica) 71
40	232-7½	70.90 *Romuald Klim (SU) 73
	224-1	68.30 Harold Connolly (Santa Monica) 72
41	224-5½	68.42 *Yuri Nikulin (SU) 72
	203-9	62.10 Harold Connolly (Santa Monica) 73
42	227-9	69.42 *Howard Payne (GB) 73
	197-1	60.07 Harold Connolly (Santa Monica) 73
43	189-11	67.89 *Karl Storch (WG) 57
	169-11	51.79 Matt McGrath (unat) 20
44	212-7	64.80 *Josef Matousek (Czech) 72
	175-2	53.39 Matt McGrath (unat) 21
45	189-8	57.81 *Karl Storch (WG) 58
	163-8	49.90 Matt McGrath (unat) 22
46	183-2	55.83 *Karl Storch (WG) 60
	167-9	51.14 Matt McGrath (unat) 23
47	174-5½	53.15 *Karl Hein (WG) 55
	172-4	52.53 Matt McGrath (unat) 24
48	180-2	54.91 *Karl Hein (WG) 56
	177-6	54.10 Matt McGrath (unat) 25
49	176-3	53.71 *Karl Hein (WG) 57
	164-9	50.22 Matt McGrath (unat) 26
50	183-4½	55.87 *Karl Hein (WG) 58
	165-6	50.45 Matt McGrath (unat) 27
51	181-4	55.27 *Karl Hein (WG) 59
	164-7½	50.18 Matt McGrath (unat) 28
52	173-6½	52.87 *Karl Hein (WG) 60
	165-3	50.37 Matt McGrath (unat) 29
53	168-½	51.21 *Karl Hein (WG) 61
	110-8½	33.73 Nathaniel Heard (Marion, Mass) 71
	118-0p	35.97 Nathaniel Heard (Marion, Mass) 71
54	174-1½	53.05 *Karl Hein (WG) 62
	117-6	35.81 Nathaniel Heard (Marion, Mass) 72
55	163-10	49.93 *Karl Hein (WG) 63
	115-8	35.26 Nathaniel Heard (Marion, Mass) 73
56	164-10½	50.25 *Karl Hein (WG) 64
	173-11½p	53.02 *Karl Hein (WG) 64
	84-8	25.80 Charles McMahon (San Diego, Calif) 72
57	148-0	45.11 *Karl Hein (WG) 65
	91-6	27.89 Neel Buell (Villa Park, Calif) 72
58	124-0	37.80 *Olan Reppen (Norway) 69
	117-6	35.81 Tom Montgomery (Ontario, Calif) 72
59	132-7½	40.42 *Albin Noren (Swe) 73
	35-7	10.84 Claude Hills (Flourtown, Pa) 72
60	70-11	21.61 Mickey Blakesley (La Jolla, Calif) 73
61	94-6	28.80 Ted Haydon (Chicago) 73
62	83-5	25.42 Philip Partridge (NYC, NY) 73
63	79-5	24.20 Randolph Hubbell (Alhambra, Ca) 72
64	85-5	26.03 Randolph Hubbell (Alhambra, Ca) 73
65	40-11	12.47 Lawrence O'Neil (Kalispell, Mont) 73
66	67-6	20.57 Robert Ullsh (Danville, Calif) 73

69	52-9½	16-09	Arthur Wright (SciO, NY) 71
70	56-1	17-09	Arthur Wright (SciO, NY) 72
71	62-0	18-90	Arthur Wright (SciO, NY) 73

JAVELIN THROW (600g)

5	40-5	12.32	Steven Wall (Erie, Pa) 65
6	51-6	15.69	Steven Wall (Erie, Pa) 66
7	52-8	16.05	Steven Wall (Erie, Pa) 67
8	77-4	23.57	Steven Wall (Erie, Pa) 68
9	81-9	24.91	Steven Wall (Erie, Pa) 69
10	94-4	28.75	Steven Wall (Erie, Pa) 70
11	97-7	29.74	Dave Daughtry (San Diego, Calif) 72
12	151-6	46.18	Steven Wall (Erie, Pa) 73
13	209-0	63.70	*Kenth Larsson (Swe) 72
	145-9	44.43	Steven Wall (Erie, Pa) 73
14	232-1	70.74	*Kenth Larsson (Swe) 73
	103-2	31.45	Brad Allen (Sprtnbrg, Pa) 71
50	171-0	52.12	Stephan Seymour (Hollywood) 71
52	151-9	46.25	Daniel Aldrich (Nwprt Bch, Calif) 71
54	167-8	51.11	Bill Morales (Santa Ana, Calif) 71
55	175-8	53.54	Bill Morales (Santa Ana, Calif) 72
56	176-9	53.87	Bill Morales (Santa Ana, Calif) 73
57	150-8	45.92	Charles McMahon (San Diego, Calif) 73
58	150-5	45.85	Charles McMahon (San Diego, Calif) 73
59	104-1	31.73	Claude Hills (Flourtown, Pa) 72
60	122-6	37.34	John Dick (Milwaukee, Wisc) 72
61	129-3	39.40	John Dick (Milwaukee, Wisc) 73
62	121-5	37.01	Philip Partridge (NYC, NY) 73
63	123-0	37.49	Ken Carnine (Sacramento) 71
64	134-2	40.89	Ken Carnine (Sacramento) 72
65	124-10	38.05	Emery Curtice (Calistoga, Calif) 72
66	115-1	35.08	Emery Curtice (Calistoga, Calif) 73
67	73-7	22.43	Stanley Herrmann (Santa Barbara) 71
68	97-1	29.59	Ralph Higgins (Ft MacArthur, Calif) 70
69	106-5	32.44	Ralph Higgins (Ft MacArthur, Calif) 71
71	88-1	26.85	Ralph Higgins (Ft MacArthur, Calif) 73
72	79-7	24.25	John Whittemore (Santa Barbara) 72
73	82-7	25.17	Buell Crane (unat) 73
75	45-10	13.97	Ted Mumby (Watsonville, Calif) 73

JAVELIN THROW (800g)

2	9-10½	3.01	Kevin Strain (Apia, Wn Samoa) 70
11	57-10	17.63	Jay Thompson (Honolulu) 72
12	64-10½	19.77	Jay Thompson (Honolulu) 73
13	179-4½	54.68	*Kenth Larsson (Swe) 72
	172-10	52.68	Richard Demeroutis (Edmdns, Wa) 68
14	206-¾	62.80	*Kenth Larsson (Swe) 73
	73-10½	22.52	Alex Kaseberg (N Tr E, Wnntka, Ill) 73
15	224-0	68.28	Richard George (Milrd, Filmre, Ut) 69
16	242-7	73.94	Craig Stiles (Malta, Mont) 69
	244-4p	74.47	*Phil Olsen (Can) 73
17	254-6	77.58	*Charles Clover (GB) 72
	252-8	77.01	Mark Murro (Essex Cath, Nwk, NJ) 67
18	273-0	83.21	Mark Murro (Mesa JC) 68
19	292-8	89.21	Mark Murro (Ariz St) 69
20	300-0	91.44	Mark Murro (Ariz St) 70
21	300-11	91.72	*Terje Pedersen (Nor) 64
	275-6	83.97	Cary Feldmann (Wash) 71
22	290-1	88.42	*Hannu Siitonen (Fin) 71
	298-4	90.93	Cary Feldmann (CNW) 73
23	290-7	88.58	*Hannu Siitonen (Fin) 72
	289-1	88.12	Cary Feldmann (CNW) 73
24	308-1	93.90	*Hannu Siitonen (Fin) 73
	276-11½	84.42	Bill Schmidt (Ft Mac) 72
25	293-1	89.33	*Janis Domins (SU) 71
	283-2	86.31	Bill Schmidt (P Coast) 73
26	296-10	90.48	*Klaus Wolfermann (WG) 72
	274-8	83.72	Fred Luke (CNW) 73
27	308-8	94.08	*Klaus Wolfermann (WG) 73
	282-3½	86.04	Al Cantello (USMC) 59
28	299-10½	91.40	*Pauli Nevela (Fin) 69
	270-0	82.30	Bud Held (SFOC) 56
29	303-11	92.64	*Pauli Nevela (Fin) 70
	277-7	84.61	Al Cantello (USMC) 60
30	300-3	91.52	*Janis Lusus (SU) 69
	291-9½	88.94	Bill Skinner (Tenn) 70
31	288-9½	88.02	*Janis Lusus (SU) 70
	277-2	84.48	Bill Skinner (NYAC) 71
32	297-6	90.68	*Manfred Stolle (EG) 70
	297-6	90.68	*Janis Lusus (SU) 71
	284-8	86.77	Frank Covelli (P Coast) 68
33	307-9	93.80	*Janis Lusus (SU) 72
	273-6	83.36	Frank Covelli (P Coast) 69
34	299-7	91.32	*Janis Lusus (SU) 73
	272-7	83.08	Frank Covelli (P Coast) 70
35	276-11	84.40	*Janusz Sidlo (Poland) 68
	267-4	81.48	Frank Covelli (P Coast) 71
36	282-10½	86.22	*Janusz Sidlo (Poland) 70
	240-6	73.31	Stephan Seymour (Hollywood) 57
37	279-4	85.14	*Gergely Kulcsar (Hun) 71
	251-1	76.53	Stephan Seymour (Hollywood) 58
38	261-10½	79.82	*Gergely Kulcsar (Hun) 72
	250-0	76.20	Stephan Seymour (Hollywood) 59
39	247-8½	75.50	*Gergely Kulcsar (Hun) 73
	163-5	49.81	Phil Mulkey (Birmingham, Ala) 71
40	241-4	73.56	*Janusz Sidlo (Pol) 73
	218-2	66.50	Bud Held (San Diego) 68
41	223-4	68.08	*Jan Smidg (Swe) 73
	215-1	65.56	Bud Held (San Diego) 69
42	229-3	69.88	Bud Held (San Diego) 70
43	228-6	69.65	*Mohammed Nawaz (Pakistan) 68
	209-5	63.83	Bud Held (San Diego) 73
44	227-6	69.35	*Mohammed Nawaz (Pakistan) 69
	169-8	51.72	Richard Bergenbeck (Chttnga, Tn) 71
45	207-0	63.10	*Harje Noreborn (Swe) 72
	201-6	61.42	Bud Held (San Diego) 73
46	212-2½	64.68	*Olavi Kauhanen (Fin) 72
	150-0	45.72	Richard Bergenbeck (Chttnga, Tn) 73
47	176-2	53.70	*Axel Rydstrom (Swe) 72
	147-0	44.81	Robert Kaiser (La Mesa, Calif) 72
48	187-3	57.08	*Axel Rydstrom (Swe) 73
	175-4	53.44	Stephan Seymour (Hollywood) 69
49	161-5	49.20	Stephan Seymour (Hollywood) 70
50	183-5	55.91	*Janis Stenzenieks (Chile) 63
	164-9	50.22	Stephan Seymour (Hollywood) 71
51	173-9	52.96	Bill Morales (Santa Ana, Calif) 68
52	142-8	43.49	Daniel Aldrich (Nwprt Bch, Calif) 71
53	153-11	46.91	Bill Morales (Santa Ana, Calif) 70
54	162-11	49.66	Bill Morales (Santa Ana, Calif) 71
55	179-8	54.76	Bill Morales (Santa Ana, Calif) 72
56	180-9	55.09	Bill Morales (Santa Ana, Calif) 73
57	136-8	41.66	Charles McMahon (San Diego) 73
58	134-8	41.05	Charles McMahon (San Diego) 73
59	155-5½	47.38	*John Bowles (Aus) 72
	99-3	30.25	Philip Partridge (NYC, NY) 70
	112-3p	34.21	Orville Nichols (Calif) 72

60	114-11	35.03	Philip Partridge (NYC, NY) 71
61	114-11	35.03	Philip Partridge (NYC, NY) 72
62	121-8	37.08	Philip Partridge (NYC, NY) 73
	121-8	37.08	Philip Partridge (NYC, NY) 73
63	103-0	31.40	Ken Carnine (Sacramento) 71
64	102-11	31.37	Ken Carnine (Sacramento) 72
65	115-5	35.18	Emery Curtice (Calistoga, Calif) 72
66	76-5	23.29	A. Redmond Doms (Culver City, Cal) 73
70	51-0	15.55	Arthur Wright (Scio, NY) 72
71	64-4	19.61	Gentry Mowrer (San Diego) 72
72	70-1	21.36	Gentry Mowrer (San Diego) 73
75	37-4p	11.38	Arch Walls (Mont) 70

DECATHLON

11	835	Jay Thompson (Honolulu) 72
12	1378	Jay Thompson (Honolulu) 73
13	3639	Alex Kaseberg (N Trier East, Winnetka, Ill) 72
14	3841	*Erling Vabo (Swe) 72
	3348	Alex Kaseberg (N Trier East, Winnetka, Ill) 73
15	5555	*Ingmar Johnsson (Swe) 72
	5181	Rock Dumais (Ayer, Milpitas, Calif) 73
16	7194	*Detlef Bucks (EG) 72
	6202	Dixon Farmer (Mrmnte, Ornda, Calif) 57
17	7523	Craig Brigham (South, Eugene, Ore) 72
18	7827	*Josef Zeilbauer (Austria) 71
	7299	Rory Kenward (Colo) 69
19	7850	*Sepp Zeilbauer (Austria) 72
	7758	Rafer Johnson (UCLA) 55
20	8136	*Sepp Zeilbauer (Austria) 73
	7869	Rick Sloan (UCLA) 67
21	8072	Jeff Bennett (Okla Chris) 70
22	8279	*Joachim Kirst (EG) 69
	7934	Jeff Bennett (Ft Mac) 71
23	8319	*Kurt Bendlin (WG) 67
	8076	Jeff Bennett (Ft Mac) 72
24	8454	*Nikolay Avilov (SU) 72
	8121	Jeff Bennett (Eagle TC) 73
25	8130	*Rudiger Demmig (EG) 70
	8001	Rafer Johnson (Strid) 60
26	8230	Russ Hodge (Strid) 66
27	8234	Bill Toomey (Strid) 66
28	8244	*Kurt Bendlin (WG) 71
	8044	Bill Toomey (Strid) 67
29	8222	Bill Toomey (Strid) 68
30	8417	Bill Toomey (Strid) 69
31	7957	Russ Hodge (Strid) 71
32	7956	*Horst Beyer (WG) 72
	7850	Russ Hodge (DC-Amer) 72
33	7805	*Werner von Moltke (WG) 69
	7629	Tom Waddell (unat) 71
34	6753	*Karl-Ivan Pettersson (Swe) 72
35	7547	*Werner Von Moltke (WG) 72
	4661	John Tansley (Norwalk, Calif) 71
36	7386	*Horst Mandl (Aus) 72
	5169	John Tansley (Norwalk, Calif) 72
37	4369	Ray Fitzhugh (Hawaii) 72
39	6230	Phil Mulkey (Birmingham, Ala) 71
40	5950	Phil Mulkey (Birmingham, Ala) 72
41	4381	Sam Adams (Santa Barbara) 72
42	4438	*Torbjorn Dahl (Swe) 72
43	2766	Neil King (Winnetka, Ill) 73
44	4155	Harold Wallace (Anaheim, Calif) 72
46	4238	*Rudy Hochreiter (Aus) 73

49	2258	David Brown (Whittier, Calif) 72
50	4698	Richmond Morcom (Philadelphia) 71
58	2292	George Braceland (Drexel Hill, Pa) 72
59	1494	Claude Hills (Flourtown, Pa) 72
61	1387	Stan Thompson (Honolulu) 72
62	2806	Bud Deacon (Honolulu) 73

DECATHLON (40-49)

Hurdles 39" instead of 42".

38	4585	Ray Fitzhugh (Hawaii) 73
40	4060p	Weldon Smith (unat) 72
41	5503	Brayton Norton (Laguna Beach, Calif) 72
44	4273	Harold Wallace (Anaheim, Calif) 72
45	3539	Harold Wallace (Anaheim, Calif) 73
48	2676	Avery Bryant (Palos Verdes, Calif) 72

DECATHLON (50-59)

Shot 12lb, Hurdles 36", Discus 1.6kg, Javelin 600g.

50	4951	Richmond Morcom (Philadelphia) 72
51	2841	Jonathon Hutchinson (Torrington, Conn) 73
53	4301	Orval Gillette (Porterville, Calif) 72
54	4399	Orval Gillette (Porterville, Calif) 73
55	3441	Fay Steele (Honolulu) 72
56	3454	Fay Steele (Honolulu) 73
57	1751	Charles McMahon (San Diego, Calif) 72
58	2908	George Braceland (Drexel Hill, Pa) 72
59	2906	George Braceland (Drexel Hill, Pa) 73

DECATHLON (60-69)

Shot 8lb, Hurdles 30", Discus 1.0kg, Javelin 600g.

60	3793	Bud Deacon (Honolulu) 72
62	3883	Bud Deacon (Honolulu) 73
64	1437	Randolph Hubbell (Alhambra, Calif) 73

DECATHLON (Other)

Various combinations of irregular implements.

40	5161	Brayton Norton (Laguna Beach, Calif) 71
41	5411	Brayton Norton (Laguna Beach, Calif) 71
42	4498	Harold Wallace (Anaheim, Calif) 70
44	4166	Bob Richards (Thousand Oaks, Calif) 71
51	4353	Orval Gillette (Porterville, Calif) 71
54	1615p	Fred Dixon, Sr. (N Hollywood, Calif) 71
61	3835	Bud Deacon (Honolulu) 72

TRACK TOURS

Track & Field News operates various track and sport tours for coaches, athletes and fans. Our Olympic tour operation is the world's largest and we plan to take over 2,000 to Montreal for the 1976 Summer Olympic Games. Reservation deposit per person is \$200. Tour package includes tickets to all track finals, opportunity to purchase tickets to other sports, lodging in Montreal etc.

We will also be sponsoring a tour to the 1976 Winter Olympic Games in Innsbruck, Austria. Reservation deposit per person is \$250.00. Tour includes round-trip air, lodging in Innsbruck area, tickets to a variety of winter sports, etc.

Inquire about these and other tours from Track & Field News, Box 296, Los Altos, Ca. 94022

BOOKS

FROM TRACK & FIELD NEWS



MOTIVATION AND COACHING PSYCHOLOGY. Wilt & Bosen. How athletes can be motivated, how they can motivate themselves, with many practical pointers for the coach. **\$2.50**

TRACK TECHNIQUE. Quarterly journal with contributions on technique, training, motivation, injury prevention, etc.—all aspects, all events. **\$4.00** yr.; **\$10**, 3 yrs.

HOW THEY TRAIN, 2nd ed. 1973. Fred Wilt, editor. Vol. I: Middle Distances (Wottle, Keino, Ouko, Luzins, Popejoy, Doubell, Van Zyl, etc.); Vol. II: Long Distances (Prefontaine, Shorter, Puttemans, Bachelor, Bedford, Clarke, etc.); III: Sprinting & Hurdling (John Smith, Borzov, Marcus Walker, Ralph Mann, Hemery, Morrow, Sang, Calhoun, etc.) Paperbound, **\$3.00** ea.; Hard cover (Vols. I & II only), **\$4.50**

RUNNERS AND RACES: 1500m./Mile, Corder Nelson and Roberto Quercetani. This great book is a history of the mile and its metric counterpart, the 1500 meters. Traces all the famous performers and their crucial races: Nurmi, Cunningham, Bannister, Elliott, Snell, Ryun, Keino, et al. Well illustrated. 333pp. Hard cover. 1973. **\$6.50**

KIPCHOGE OF KENYA. Francis Noronha. Terrific biography of Kip Keino. Good photos and info on Kip. 1970. **\$3.00**

FIRST FOUR MINUTES. Roger Bannister's stirring autobiography: the great account of the 4-min. breakthrough in the mile—perhaps the most famous occurrence in track history. Illustrated. Hard cover. **\$3.00**

COMPUTERIZED RUNNING TRAINING PROGRAMS, Gardner & Purdy. Thousands of computer-generated workouts take the guesswork out of training. Geared to the individual of every ability, every distance. **\$4.50**

LEARNING TO RUN. Olympian Nal Whitfield aims his book at the younger reader and discusses elements of warm-up, body balance, the mechanics of starting and running, etc. Many valuable tips. 131pp. Well illustrated. **\$3.50**

HIGH SCHOOL RUNNERS & Their Training Programs, Joe McNeff. "How They Train" for the h.s. runner & coach. Workout programs of over 100 prep aces, including Ryun, Dave Morton, etc., 440-10 miles. 1968. Illus. Soft Cover, **\$3.50**, Hard Cover **\$6.00**

RUN RUN RUN, Fred Wilt. Most useful book ever on running training. All training methods, theory, tactics, wsrmp and pace, from sprinting thru marathon. 281 packed pages. Paperbound, **\$3.95**; Hard Cover **\$6.50** **\$3.95**;

LYDIARD'S RUNNING TRAINING SCHEDULES. New 2nd ed. 1970. Revised tables & schedules, 880-marathon. **\$1.75**

HIGH SCHOOL TRACK—1974. Reviews & lists for '73, photos, feature articles, etc. Athlete of yr. The bible of high school track. **\$1.50**

TRACK AND FIELD: The Great Ones. Corder Nelson focuses on career high points of 13 of history's greatest trackmen: Nurmi, Zatopek, Owens, Elliott, Mathias, etc., with 180 profiles on other major stars of yesterday and today. Illus. 216pp. Hard cover. **\$6.75**

TRACK AND FIELD DYNAMICS, Tom Ecker. Introduction to the dynamics of body movement in track and field events. Paperbound, **\$3.75**; Hard cover **\$4.95**

Please add 25¢ per book for postage and handling.

California residents please also add 6% sales tax. Write for complete booklist.

Order from: Track & Field News, Box 296, Los Altos, Calif. 94022