TAC Meet Sanction No. 132070

Results of the

23rd Annual SOUTHEASTERN U.S. MASTERS TRACK and FIELD MEET

Held April 30, May 1 & 2, 1993

at

Saint Augustine's College
Raleigh, N.C.

Operated by

SOUTHEASTERN U.S. MASTERS TRACK AND FIELD, INC.
RALEIGH PARKS AND RECREATION DEPARTMENT
ST. AUGUSTINE'S COLLEGE
NORTH CAROLINA STATE UNIVERSITY

Major Contributor

CooperTools

The difference between work and workmanship.™



Featuring

TAC/USA 1993 Southern Regional
20K Race Walking Championships

Expanded Sub-masters (20-29 years) Competition,
and Corporate Relays


195

242


204

SOUTHEASTERN U. S. MASTERS TRACK & FIELD, Inc.

BOX 5684 / RALEIGH / NORTH CAROLINA / 27650

June 8, 1993

Dear Participants:

There were nearly 240 athletes from all over the United States and Canada gathered in Raleigh for this year's meet. We are especially grateful to Coach George Williams and St. Augustine's College for their generous support in hosting our meet, especially on such short notice when the track renovation efforts at NCSU were delayed by inclement weather. There were 72 Meet, 4 American Age Group, and 3 World Age Group records broken this year. The American and World records have been recorded on the proper forms and are being sent in to WAVA as this results book goes to press.

This year we added a true women's pentathlon (100m hurdles, high jump, shotput, long jump, 800m) in addition to the men's event. The expanded sub-masters age group (20-24) was continued and is beginning to attract more exciting younger runners. We also continued with the decision not to use age-graded factors in calculating scores in the two pentathlon events, so that the final scores can be submitted as WAVA records.

Our 1994 meet is tentatively scheduled for May 6-8 at NCSU. The NCSU track is expected to be completely resurfaced by the end of July, 1993. The new facilities will include a high jump runway that will allow the pit to be set up in any direction, resurfaced long jump and pole vault runways, shotput, discus and hammer pads, and a surfaced javelin runway set up so that the event may be run in the middle of the football field from the east or the west. Verification of these dates will be made when the entry forms are mailed to you in January.

Cooper Tools has been a major contributor to this meet for many years and we thank them for their continuing very generous support. We also wish to thank our other gracious corporate contributors (Harris Wholesale, Mission Valley Inn, Piedmont Litho Inc. and Second Sole), and our individual contributors (Al Guttag and Nolen Fowler) for their generous support. A special thanks to Coach Jeff Gorski for conducting our Throws Seminar and to Bob Baxter for conducting our Jumps Seminar. We also are especially thankful for the many volunteers who have contributed their considerable time and talents to make this a quality meet. And many thanks to you, the athlete, for participating with us. We hope you enjoyed the competition and we look forward to having you and your friends with us next year.

Sincerely,

Patrick Adair

Patrick Adair
President

The results and records contained in this booklet were compiled, checked and formatted by the Southeastern U.S. Masters Track and Field Results and Records Committees (Ernie Knowles and Paul Hronjak, Chairs). Direct inquiries about content may be made to Dr. Ernie Knowles at the Office of Research, Outreach and Extension, Box 7003, NCSU, Raleigh, NC, 27695, (919) 515-7200; copies of the results may be obtained from Southeastern Masters Track and Field, Inc., c/o Raleigh Parks and Recreation, P.O. Box 590, Raleigh, NC, 27602. Special thanks to Paul Hronjak for photographs. Lithography and printing of results booklet by Piedmont Litho, Incorporated, 3116 Hillsborough St., Raleigh, NC 27607.

303

TABLE OF CONTENTS

Presidents Letter ..... *i*

Table of Contents ..... *ii*

I. RESULTS (by page number, event# and event) 1

Page 1
1. Women's Pentathlon
2. Men's Pentathlon
3. 3000 m Run

Page 2
4. Alex Almasy 5000 m Walk
5. 5000 m Run
6. Straight Hurdles
7. 1500 m Run

Page 3
8. Curved Hurdles
9. Relays
10. 100 m Dash
11. 400 m Dash

Page 4
12. Steeplechase
13. 800 m Run
14. 200 m Dash

Page 5
15. Weight Pentathlon
16. Shotput
17. Hammer

Page 6
18. Discus
19. Javelin
20. Weight Toss

Page 7
21. Hvy Weight
22. Pole Vault
23. Long Jump
24. High Jump
25 Triple Jump

Page 8
24. Alex Almasy 20 Km Road Walk
20 Km Road Walk - Split Times

II. RECORDS 9
Men's Meet Age Group 9
Women's Meet Age Group 11
American & World Age Group Records Set at this Meet 12

III. AWARDS ..... Inside Back Cover

I. RESULTS - The results shown on the following pages have been listed by Event # in chronological order. All participants are included under each event heading, with Women first, and with the age group divisions progressing from the youngest to the oldest. All jumping and throwing distances and heights are shown in meters; time, depending on the event, is shown in hours:minutes.seconds. Seconds have two decimal places if timed by Acutrack, or one decimal with a small h in place of the second digit, if timed by hand (except the road walk/race events that are all hand timed). Also shown are the pending records, and the following symbols apply: **M** - Meet Age Group Record; **AAG** - American Age Group Record; and **WAG** - World Age Group Record. All American and World records will be submitted to the appropriate WAVA committee before the end of June. Finally, throwing event implement weights, and hurdle distances and heights are also shown.

#01 WOMEN'S PENTATHLON

No	Name	Sex	Age	Div	Place	Pts	100 m Hurdles Time	Pts	High Jump Height	Pts	Shotput Dist	Pts	Long Jump Dist	Pts	800 m Run Time	Pts	Records
303	STEWART, MICHELLE	F	22	20-24	1	**1504**	22.42	133	Failed	0	7.73	382	4.92	538	2.51.27	451	M
248	HARRISON, KATHY D.	F	27	25-29	1	**3113**	14.64	890	1.54	666	8.72	446	5.18	609	2.45.40	502	M

#02 MEN'S PENTATHLON

No	Name	Sex	Age	Div	Place	Total Pts	Long Jump Dist	Pts	Javelin Dist	Pts	200 M Dash Time	Pts	Discus Dist	Pts	1500 M Run Time	Pts	Records
341	RICHARDSON, WAYNE	M	29	25-29	1	**2255**	5.05	392	33.40	347	26.90	455	21.24	295	4:26.73	766	
264	GREEN, BOB	M	44	40-44	1	**2209**	4.98	378	40.30	446	25.56	560	31.64	497	5:45.14	328	M
244	MALONE, PATRICK E.	M	43	40-44	2	**2032**	4.72	330	44.26	504	28.19	364	27.12	408	5:24.60	426	
209	WATSON, RICHARD B.	M	40	40-44	3	**1900**	4.61	310	40.60	451	29.83	261	28.50	435	5:21.32	443	
251	ROEBUCK II, GARLAND L.	M	42	40-44	4	**1641**	4.28	252	42.68	481	29.97	253	29.86	462	6:18.54	193	
106	PARSONS, JAMES B	M	43	40-44	5	**1405**	5.03	388	30.04	300	28.57	339	18.68	247	6:37.75	131	
323	GRAF, BILL	M	44	40-44	6	**831**	3.52	133	24.60	224	32.54	126	24.00	348	DNF	0	
237	SCHUSTER, NEAL R.	M	45	45-49	1	**1681**	4.23	244	32.86	340	29.17	301	23.08	330	5:16.96	466	M
197	AUGERI, MICHAEL	M	46	45-49	2	**1584**	4.80	345	33.56	350	26.97	450	1976	268	6:25.21	171	
239	AYERS, DAVID E.	M	51	50-54	1	**2008**	4.60	308	35.40	376	28.16	366	31.66	497	5:17.84	461	
306	CARTER, NATHANIEL	M	53	50-54	2	**1720**	4.42	276	30.26	303	27.75	394	33.06	525	6:10.79	222	
245	LANCASTER, WALTER C.	M	53	50-54	3	**1474**	4.24	245	33.92	355	28.31	356	25.44	376	6:34.08	142	
293	MOORE, BOBBY H.	M	59	55-59	1	**1356**	4.53	295	27.52	264	29.89	258	29.54	455	6:55.10	84	
255	GILMORE, JACK	M	58	55-59	2	**1349**	4.18	235	27.68	267	31.54	171	29.84	461	6:12.49	215	
182	BROBST, WILLIAM A.	M	63	60-64	1	**962**	3.60	145	25.30	234	33.5h	88	23.04	330	6:26.8h	165	
190	MORRIS, KENNETH	M	63	60-64	2	**920**	3.54	136	27.52	264	31.1h	192	21.26	296	7:21.1h	32	
154	LANCE, JACK	M	62	60-64	3	**881**	3.82	177	17.00	121	30.6h	218	24.90	365	8:58.7h	0	
326	SMITH, DENVER	M	67	65-69	1	**1450**	4.73	332	31.40	319	30.97	199	34.16	547	7:09.48	53	
188	DAPRANO,WILLIAM L.	M	66	65-69	2	**1279**	3.99	204	34.46	362	30.45	226	29.86	462	7:26.19	25	
183	HARRIS, OSCAR M.	M	69	65-69	3	**965**	3.94	196	23.28	206	31.93	152	24.90	365	7:12.91	46	
294	DYKES, JIM W.	M	68	65-69	4	**733**	3.77	170	22.56	196	36.21	16	23.62	341	7:39.00	10	
133	GREY, DONALD C.	M	65	65-69	5	**682**	3.04	70	23.84	214	37.93	0	26.40	394	7:46.88	4	
146	MCCARTHY, JOHN J.	M	71	70-74	1	**842**	3.01	67	27.38	263	37.13	4	31.78	500	7:41.51	8	
314	HILLS, CLAUDE H.	M	80	80-84	1	**617**	3.36	111	20.66	170	37.79	0	23.40	336	DNF	0	M

#03 3000 M RUN

No	Name	Sex	Age	Div	Result	Place	Record
315	GONGOLA, CHRISTI D.	F	29	25-29	12:30.31	1	
215	TEDFORD, CATHY C.	F	39	35-39	15:19.90	1	
192	LATTA, BARBARA L.	F	51	50-54	16:04.81	1	
250	MCCONNELL, ISABELLE	F	60	60-64	18:11.47	1	
145	BRECHBUEHL, DORLY	F	68	65-69	15:07.79	1	
114	BOERIO, ANTHONY L.	M	32	30-34	12:10.90	1	
212	PETERSON, ROBERT C.	M	39	35-39	11:01.30	1	

(3000 M RUN - Continued)

740	PARRISH, JERRY L.	M	43	40-44	13:01.44	1
277	HARRIS, JERRY L.	M	53	50-54	11:36.04	1
115	BUTTERFIELD, TOM F.	M	56	55-59	13:37.69	1
249	MCCONNELL, WALT	M	61	60-64	12:42.55	1
204	SWANSON, H. LEE	M	64	60-64	13:37.69	2
195	ANSPACH, R	M	67	65-69	12:57.35	1
218	WENDELL, ROBIN H.	M	70	70-74	13:31.01	1
716	STEPHENS, HAROLD V.	M	70	70-74	14:39.86	2
719	LLOYD, E B	M	70	70-74	15:31.72	3
156	HEALY, DUDLEY L.	M	79	75-79	14:43.97	1

#04 ALEX ALMASY 5000 M WALK

No	Name	Sex	Age	Div	Result	Place	Record
701	RHEUBOTTOM, LORI A.	F	22	20-24	DQ		
721	BATTS, CATHERINE	F	34	30-34	34:04.9	1	
744	GLODSTON, JUDITH W.	F	43	40-44	29:46.4	1	M
743	GUPTON, PAULA	F	41	40-44	DQ		
712	FRABLE, KATHY	F	47	45-49	29:36.0	1	
733	CARMINES, KATHRYN Y.	F	49	45-49	35:13.7	2	
704	DICKER, LOIS C.	F	53	50-54	31:24.9	1	
722	WHITNEY, NANCY L.	F	57	55-59	32:03.3	1	
730	ROGERS, DOLORES A.	F	56	55-59	34:29.4	2	
738	HORINE, MARY ELLEN	F	61	60-64	DQ	1	
720	NESLEY, PATRICIA	F	65	65-69	33:45.0	1	M
718	CONVEY, CARLA C.	F	73	70-74	45:10.7	1	
749	GASKILL, ALVIA	M	38	35-39	DQ		
740	PARRISH, JERRY L.	M	43	40-44	30:51.1	1	
734	CARMINES, JAMES L.	M	49	45-49	25:19.3	1	
711	FRABLE, NORMAN B.	M	47	45-49	25:52.2	2	
746	BIGHAM, ERIC C.	M	46	45-49	28:01.8	3	
732	MCKINNIS, RAY A.	M	53	50-54	27:55.2	1	
739	DONALDSON, PRESLEY	M	59	55-59	27:53.4	2	
729	CHANDROSS, RONALD J.	M	58	55-59	35:49.7	1	
706	SINGH, MADHO MS	M	63	60-64	30:30.1	1	
707	BRIGGS, ANDREW G.	M	61	60-64	31:11.0	2	
724	GUILLEMETTE, LIONEL	M	61	60-64	31:19.2	3	
731	ROGERS, JOE W	M	61	60-64	32:43.3	4	
703	DICKER, MARVIN	M	63	60-64	39:25.3	5	
717	GAWINSKI, EDWARD J.	M	66	65-69	29:48.3	1	
728	O'REILLY, WILLIAM M.	M	67	65-69	33:01.4	2	
735	EDWARDS, CLINT E.	M	65	65-69	33:27.1	3	
736	SNADEN, JOHN W.	M	67	65-69	38:15 6	4	
719	LLOYD, E B	M	70	70-74	34:18.7	1	
716	STEPHENS, HAROLD V.	M	70	70-74	DQ		
714	PATTERSON, BILL	M	77	75-79	34:04.1	1	
715	SEEGER, EDWARD G.	M	77	75-79	35:59.7	2	

#05 5000 M RUN

No	Name	Sex	Age	Div	Result	Place	Record
712	FRABLE, KATHY	F	47	45-49	26:03.0	1	
250	MCCONNELL, ISABELLE	F	60	60-64	32:21.0	1	M
285	HAGERTY, MARGARET	F	70	70-74	30:43.2	1	
212	PETERSON, ROBERT C.	M	39	35-39	18:19.8	1	
238	MCCULLOUGH, JOHN G.	M	39	35-39	18:58.4	2	
740	PARRISH, JERRY L.	M	43	40-44	22:09.4	1	
277	HARRIS, JERRY L.	M	53	50-54	19:54.3	1	
234	HICKEY J. C.	M	53	50-54	20:38.6	2	
249	MCCONNELL, WALT	M	61	60-64	21:31.1	1	
195	ANSPACH, ROLAND L.	M	67	65-69	21:40.8	1	
716	STEPHENS, HAROLD V.	M	70	70-74	24:41.1	1	
156	HEALY, DUDLEY L.	M	79	75-79	24:07.9	1	

#06 STRAIGHT HURDLES

No	Name	Sex	Age	Div	Dist	Hght	Result	Pl	Record
233	MCDANIELS, LEONORE	F	65	65-69	80 m	30"	19.47	1	M, AAG
155	MONTI, MARK A.	M	34	30-34	110 m	39"	16.48	1	
177	WILLIAMSON, MARK A.	M	35	35-39	110 m	39"	16.56	1	
332	SMITH, DALE E.	M	39	35-39	110 m	39"	17.07	1	
279	HALL, JOHN E.	M	44	40-44	110 m	39"	18.19	1	
297	ROBINSON, JOE M.	M	40	40-44	110 m	39"	19.06	2	
264	GREEN, BOB	M	44	40-44	110 m	39"	19.18	3	
262	GAINES, JERRY	M	43	40-44	110 m	39"	DNF		
237	SCHUSTER, NEAL R.	M	45	45-49	110 m	39"	22.79	1	
162	ELLIS, DAVE C.	M	53	50-54	100 m	36"	16.35	1	M
245	LANCASTER, WALTER	M	53	50-54	100 m	36"	21.46	2	
178	RICHARDS, MARK R.	M	62	60-64	100 m	33"	21.23	1	
326	SMITH, DENVER	M	67	65-69	100 m	33"	18.16	1	M
217	MARTIN, JOSEPH E.	M	72	70-74	80 m	30"	15.40	1	
140	KENNELL, TOM H.	M	72	70-74	80 m	30"	17.53	2	
147	ALLEN, HARRY A.	M	71	70-74	80 m	30"	19.95	3	
314	HILLS, CLAUDE H.	M	80	80-84	80 m	30"	22.99	1	



#07 1500 M RUN

No	Name	Sex	Age	Div	Result	Place	Record
315	GONGOLA, CHRISTI D.	F	29	25-29	5:36.00	1	
215	TEDFORD, CATHY C.	F	39	35-39	6:49.94	1	
145	BRECHBUEHL, DORLY	F	68	65-69	7:08.39	1	
285	HAGERTY, MARGARET	F	70	70-74	8:58.38	1	
114	BOERIO, ANTHONY L.	M	32	30-34	5:15.02	1	
212	PETERSON, ROBERT C.	M	39	35-39	5:08.77	1	
331	MCAMIS, BILL	M	35	35-39	5:40.49	2	
346	EDWARDS, RICK	M	40	40-44	4:36.19	1	
318	MACDONALD, ALASDAIR	M	42	40-44	4:42.88	2	
266	HOLLIS, BOBBY R.	M	58	55-59	5:27.79	1	
299	GLANTZ, RUSS	M	61	60-64	5:51.75	1	
195	ANSPACH, ROLAND L.	M	67	65-69	6:04.6h	1	
173	HEWSON, NEWLIE	M	70	70-74	6:43.86	1	
716	STEPHENS, HAROLD V.	M	70	70-74	7:16.77	2	
156	HEALY, DUDLEY L.	M	79	75-79	6:47.76	1	

#08 CURVED HURDLES

No	Name	Sex	Age	Div	Dist	Hght	Result	Pl	Record
208	CARTER, ANN E.	F	51	50-54	300 m	30"	1:08.33	1	M
304	CARRIER, RUTH M.	F	62	60-64	300 m	30"	1:07.57	1	M
233	MCDANIELS, LEONORE	F	65	65-69	300 m	30"	1:10.54	1	M, AAG
341	RICHARDSON, WAYNE	M	29	25-29	400 m	36"	1:04.52	1	
230	BARNETTE, TRACE	M	34	30-34	400 m	36"	1:02.70	1	
332	SMITH, DALE E.	M	39	35-39	400 m	36"	1:05.56	1	
268	WITHERSPOON, KEITH	M	40	40-44	400 m	36"	1:00.10	1	M
305	BOGATEK, STEVE S.	M	43	40-44	400 m	36"	1:01.03	2	
279	HALL, JOHN E.	M	44	40-44	400 m	36"	1:08.28	3	
197	AUGERI, MICHAEL	M	46	45-49	400 m	36"	1:14.60	1	
162	ELLIS, DAVE C.	M	53	50-54	400 m	33"	1:10.42	1	
219	BRADLEY, JAMES	M	57	55-59	400 m	33"	1:15.44	1	
257	FEE, EARL	M	64	60-64	300 m	30"	52.67	1	
190	MORRIS, KENNETH	M	63	60-64	300 m	30"	57.95	2	
178	RICHARDS, MARK R.	M	62	60-64	300 m	30"	57.96	3	
217	MARTIN, JOSEPH E.	M	72	70-74	300 m	30"	57.85	1	M

#09 RELAYS

4x100

Team	Time	Place
PONY EXPRESS (OPEN)	45.34	1
PONY EXPRESS (MASTERS)	45.90	2

4x400

Team	Time	Place
SAS	4:02.72	1

#10 100 M DASH

No	Name	Sex	Age	Div	Result	Place	Record
303	STEWART, MICHELLE	F	22	20-24	13.52	1	M
227	CARTY-SNYDER, LINDA	F	26	25-29	13.13	1	M
176	WILLIAMSON, INNA	F	30	30-34	18.07	1	
291	SETTLES, DONNA C.	F	43	40-44	13.85	1	
210	HALE, MARCELLA M.	F	42	40-44	14.56	2	
134	GREY, LYNN H.	F	49	45-49	20.90	1	
231	KEA, ESSIE L.	F	55	55-59	16.53	1	
172	VOSBURGH, BETTY B.	F	61	60-64	15.84	1	M
198	CARMICHAEL, DOREEN	F	62	60-64	16.14	2	
720	NESLEY, PATRICIA	F	65	65-69	17.74	1	
164	SULLIVAN, JOSEPHINE Y.	F	68	65-69	18.13	2	
296	FRIEDMAN, DIANE D.	F	71	70-74	19.80	1	
718	CONVEY, CARLA C.	F	73	70-74	21.10	2	
275	MERRICKS, LOUIS R.	M	28	25-29	10.84	1	M
330	MALONE, MARSHALL E.	M	25	25-29	11.50	2	
174	PARKER, STEVEN L.	M	25	25-29	12.04	3	
181	MATHIS, JAY	M	34	30-34	11.74	1	
328	JONES, THOMAS A.	M	39	35-39	11.27	1	
283	LEE, LAWRENCE C	M	37	35-39	11.86	2	
300	JORDAN, CHARLES L.	M	36	35-39	12.43	3	
265	MOORE, RODNEY L.	M	39	35-39	12.53	4	
185	GROVES, DANFORD F.	M	37	35-39	13.10	5	
298	CRAWFORD, GARRY J.	M	40	40-44	11.78	1	
270	MACK, JOE L.	M	42	40-44	11.81	2	
284	VAUGHN, WILLIAM B.	M	40	40-44	11.84	3	

(100 M Continued)

269	ANTHONY, EDWARD O.	M	41	40-44	12.01	4
271	NEDD, MIKE	M	44	40-44	12.47	5
240	EDWARDS, DAVID A.	M	44	40-44	12.68	6
214	BELL, THADDEUS J.	M	48	45-49	11.86	1
259	ZIMMERMAN, ROBERT E.	M	46	45-49	12.25	2
200	BELL, GARY E.	M	46	45-49	12.46	3
253	MCCAY, RALPH	M	49	45-49	12.72	4
339	HODGES, DAVID M.	M	47	45-49	13.40	5
225	HAWKINS, MATHEW	M	46	45-49	13.53	6
132	MITCHELL, ERVIN T.	M	53	50-54	12.70	1
245	LANCASTER, WALTER C.	M	53	50-54	13.31	2
162	ELLIS, DAVE C.	M	53	50-54	14.10	3
201	COLBERT, LARRY I.	M	56	55-59	12.38	1
180	MATHIS, JIM	M	58	55-59	12.49	2
293	MOORE, BOBBY H.	M	59	55-59	14.24	3
137	STOOKEY, JAMES L.	M	62	60-64	13.14	1
189	KORTHEUER, JOHN D.	M	62	60-64	13.21	2
295	ALEXANDER, ROBERT	M	63	60-64	13.54	3
154	LANCE, JACK	M	62	60-64	14.50	4
128	GRECO, LAWRENCE J.	M	64	60-64	14.60	5
203	MCDANIELS, RUSSELL N.	M	62	60-64	15.48	6
190	MORRIS, KENNETH	M	63	60-64	15.60	7
207	LAW, JIM	M	67	65-69	13.24	1
188	DAPRANO,WILLIAM L.	M	66	65-69	14.67	2
163	BERGEN, WILLIAM H.	M	65	65-69	15.21	3
294	DYKES, JIM W.	M	68	65-69	17.46	4
140	KENNELL, TOM H.	M	72	70-74	14.77	1
147	ALLEN, HARRY A.	M	71	70-74	17.49	2
184	COLON, FRANCISCO J.	M	76	75-79	15.18	1
102	ROBERSON, OSCAR E	M	75	75-79	18.28	2
314	HILLS, CLAUDE H.	M	80	80-84	17.89	1

#11 400 M RUN

No	Name	Sex	Age	Div	Result	Place	Record
291	SETTLES, DONNA C.	F	43	40-44	1:02.6h	1	M
258	DUNCAN, PAMELA	F	46	45-49	1:09.27	1	
221	WILLMOTT, JUDY	F	53	50-54	1:18.02	1	
172	VOSBURGH, BETTY B.	F	61	60-64	1:15.69	1	M, AAG
285	HAGERTY, MARGARET	F	70	70-74	1:49.10	1	M
181	MATHIS, JAY	M	34	30-34	53.01	1	
343	JOHNSON, MICHAEL A.	M	32	30-34	55.98	2	
243	POLITE, LARRY M.	M	33	30-34	57.65	3	
287	SMITH, RON	M	31	30-34	57.83	4	
300	JORDAN, CHARLES L.	M	36	35-39	55.25	1	
260	GANT, BERNARD	M	36	35-39	56.19	2	
265	MOORE, RODNEY L.	M	39	35-39	1:00.52	3	
298	CRAWFORD, GARRY J.	M	40	40-44	52.46	1	
344	GOODRIDGE, DAVID M.	M	42	40-44	54.16	2	
271	NEDD, MIKE	M	44	40-44	56.10	3	
267	HUGHES, JEFFERY	M	43	40-44	58.15	4	
103	WHITLEY, JAMES JR.	M	43	40-44	1:19.75	5	
259	ZIMMERMAN, ROBERT E.	M	46	45-49	55.28	1	
310	AUSTIN, CEASAR	M	48	45-49	56.31	2	
200	BELL, GARY E.	M	46	45-49	57.37	3	
253	MCCAY, RALPH	M	49	45-49	57.64	4	
229	OBRIEN, BOB	M	53	50-54	1:00.50	1	
335	MARKAS, JOHN	M	52	50-54	1:02.28	2	
201	COLBERT, LARRY I.	M	56	55-59	54.80	1	M
180	MATHIS, JIM	M	58	55-59	54.92	2	
166	BENHAM, EDWARD B.	M	62	60-64	1:03.98	1	
190	MORRIS, KENNETH	M	63	60-64	1:14.35	2	

(400 M RUN Continued)

207	LAW, JIM	M	67	65-69	1:03.02	1
105	JOHNSON, HAROLD	M	67	65-69	1:10.59	2
183	HARRIS, OSCAR M.	M	69	65-69	1:13.58	3
163	BERGEN, WILLIAM H.	M	65	65-69	1:13.77	4
716	STEPHENS, HAROLD V.	M	70	70-74	1:26.87	1
146	MCCARTHY, JOHN J.	M	71	70-74	1:33.70	2
107	BICHARD, RALPH E.	M	79	75-79	1:42.71	1

#12 STEEPLECHASE

No	Name	Sex	Age	Div	Dist	Result	Pl	Record
331	MCAMIS, BILL	M	35	35-39	3000 m	13:52.0	1	
740	PARRISH, JERRY L.	M	43	40-44	3000 m	14:12.3	1	
249	MCCONNELL, WALT	M	61	60-64	2000 m	9:23.2	1	M
182	BROBST, WILLIAM A.	M	63	60-64	2000 m	10:13.5	2	
195	ANSPACH, ROLAND L.	M	67	65-69	2000 m	9:29.0	1	M
242	BOAL, ROBERT S.	M	81	80-84	2000 m	12:42.4	1	*

* Set Meet and American and World Age Group Records

#13 800 M RUN

No	Name	Sex	Age	Div	Result	Place	Record
215	TEDFORD, CATHY C.	F	39	35-39	3:25.67	1	
221	WILLMOTT, JUDY	F	53	50-54	3:03.80	1	
304	CARRIER, RUTH M.	F	62	60-64	3:08.81	1	M
145	BRECHBUEHL, DORLY	F	68	65-69	3:36.58	1	
285	HAGERTY, MARGARET	F	70	70-74	4:34.32	1	
341	RICHARDSON, WAYNE	M	29	25-29	2:09.20	1	
300	JORDAN, CHARLES L.	M	36	35-39	2:09.5h	1	
260	GANT, BERNARD	M	36	35-39	2:15.47	2	
321	BAIRD, MICHAEL J.	M	40	40-44	2:13.90	1	
318	MACDONALD, ALASDAIR	M	42	40-44	2:19.31	2	
335	MARKAS, JOHN	M	52	50-54	2:46.1h	1	
234	HICKEY J. C.	M	53	50-54	2:48.53	2	
219	BRADLEY, JAMES	M	57	55-59	3:01.37	1	
257	FEE, EARL	M	64	60-64	2:20.81	1	
166	BENHAM, EDWARD B.	M	62	60-64	2:34.76	2	
299	GLANTZ, RUSS	M	61	60-64	2:47.80	3	
105	JOHNSON, HAROLD	M	67	65-69	3:00.03	1	
173	HEWSON, NEWLIE	M	70	70-74	3:20.74	1	
716	STEPHENS, HAROLD V.	M	70	70-74	3:32.80	2	
156	HEALY, DUDLEY L.	M	79	75-79	3:31.08	1	

#14 200 M DASH

No	Name	Sex	Age	Div	Result	Place	Record
303	STEWART, MICHELLE	F	22	20-24	28.22	1	
248	HARRISON, KATHY D.	F	27	25-29	25.68	1	M
227	CARTY-SNYDER, LINDA	F	26	25-29	27.43	2	
291	SETTLES, DONNA C.	F	43	40-44	28.24	1	
210	HALE, MARCELLA M.	F	42	40-44	30.97	2	
258	DUNCAN, PAMELA	F	46	45-49	31.05	1	
172	VOSBURGH, BETTY B.	F	61	60-64	33.26	1	M
198	CARMICHAEL, DOREEN	F	62	60-64	36.80	2	
233	MCDANIELS, LEONORE	F	65	65-69	36.30	1	
720	NESLEY, PATRICIA	F	65	65-69	36.37	2	
164	SULLIVAN, JOSEPHINE	F	68	65-69	39.60	3	
296	FRIEDMAN, DIANE D.	F	71	70-74	42.81	1	
718	CONVEY, CARLA C.	F	73	70-74	48.62	2	
222	HICKEY, JAMES C. III	M	22	20-24	28.00	1	
275	MERRICKS, LOUIS R.	M	28	25-29	21.78	1	M
330	MALONE, MARSHALL E.	M	25	25-29	23.98	2	
181	MATHIS, JAY	M	34	30-34	23.57	1	
287	SMITH, RON	M	31	30-34	24.69	2	
343	JOHNSON, MICHAEL A.	M	32	30-34	25.27	3	
328	JONES, THOMAS A.	M	39	35-39	22.81	1	
283	LEE, LAWRENCE C	M	37	35-39	24.50	2	
300	JORDAN, CHARLES L.	M	36	35-39	25.02	3	
260	GANT, BERNARD	M	36	35-39	26.35	4	
298	CRAWFORD, GARRY J.	M	40	40-44	23.85	1	
344	GOODRIDGE, DAVID M.	M	42	40-44	24.22	2	
270	MACK, JOE L.	M	42	40-44	24.33	3	
267	HUGHES, JEFFERY	M	43	40-44	25.14	4	
271	NEDD, MIKE	M	44	40-44	25.30	5	
269	ANTHONY, EDWARD O.	M	41	40-44	25.34	6	
240	EDWARDS, DAVID A.	M	44	40-44	26.95	7	
214	BELL, THADDEUS J.	M	48	45-49	24.38	1	
259	ZIMMERMAN, ROBERT	M	46	45-49	25.00	2	
310	AUSTIN, CEASAR	M	48	45-49	25.60	3	
200	BELL, GARY E.	M	46	45-49	26.08	4	
253	MCCAY, RALPH	M	49	45-49	28.59	5	
132	MITCHELL, ERVIN T.	M	53	50-54	27.28	1	
335	MARKAS, JOHN	M	52	50-54	28.69	2	
201	COLBERT, LARRY I.	M	56	55-59	25.45	1	
180	MATHIS, JIM	M	58	55-59	25.85	2	
219	BRADLEY, JAMES	M	57	55-59	32.74	3	
137	STOOKEY, JAMES L.	M	62	60-64	27.47	1	
295	ALEXANDER, ROBERT	M	63	60-64	27.6h	2	
189	KORTHEUER, JOHN D.	M	62	60-64	27.86	3	
257	FEE, EARL	M	64	60-64	29.85	4	
128	GRECO, LAWRENCE J.	M	64	60-64	32.46	5	
203	MCDANIELS, RUSSELL	M	62	60-64	33.41	6	
207	LAW, JIM	M	67	65-69	30.55	1	
163	BERGEN, WILLIAM H.	M	65	65-69	31.64	2	
183	HARRIS, OSCAR M.	M	69	65-69	32.16	3	
140	KENNELL, TOM H.	M	72	70-74	32.77	1	
274	MCGARVEY, CHARLES	M	70	70-74	34.47	2	
102	ROBERSON, OSCAR E.	M	79	75-79	39.78	1	
107	BICHARD, RALPH E.	M	79	75-79	45.45	2	
314	HILLS, CLAUDE H.	M	80	80-84	39.62	1	

#15 WEIGHT PENTATHLON

No	Name	Sex	Age	Div	Place	Total Pts	Shotput Dist	Shotput Pts	Hammer Dist	Hammer Pts	Discus Dist	Discus Pts	Javelin Dist	Javelin Pts	Weight Toss Dist	Weight Toss Pts	Record
313	BAVEL-GOLDBERG, ELENA	F	31	30-34	1	**2144**	8.24	415	28.54	449	32.68	517	21.34	314	8.76	449	
199	HOLLAND, C. BERNICE	F	66	65-69	1	**2006**	8.47	430	22.70	339	25.64	379	25.72	396	8.96	462	
136	JARVIS, BETTY M.	F	77	75-79	1	**1044**	5.48	238	15.56	207	15.96	197	11.92	141	5.84	261	
247	BATY, JEFFREY J.	M	38	35-39	1	**2862**	11.90	600	37.38	404	39.38	652	45.82	527	13.19	679	M
209	WATSON, RICHARD B.	M	40	40-44	1	**1842**	9.52	457	16.34	113	28.62	437	42.56	479	7.82	356	
120	WELLS, JONATHAN R.	M	42	40-44	2	**1065**	10.27	502	16.82	119	28.98	444	S	0	S	0	
286	CLAYTON, LEMUEL B	M	46	45-49	1	**1984**	10.32	505	23.76	212	30.30	470	30.02	299	10.20	498	M
126	VALLE, MIKE	M	52	50-54	1	**2341**	10.92	541	37.18	401	36.98	603	33.25	345	9.42	451	
191	SCUDIERI, PHILLIP F.	M	56	55-59	1	**2163**	10.78	533	34.02	356	36.18	587	35.08	371	7.15	316	
125	OLSON, LEN T.	M	61	60-64	1	**2919**	12.97	665	39.48	435	43.14	729	35.29	374	13.80	716	M
141	CARSTENSEN, PAY J.	M	61	60-64	2	**2488**	11.23	560	38.60	422	31.04	485	34.26	360	12.89	661	
312	BAVEL, ZAMIR	M	64	60-64	3	**2192**	9.90	480	38.08	414	36.18	587	19.70	157	11.13	554	
351	PATRICK, WILLIAM	M	63	60-64	4	**1807**	9.18	437	20.18	164	37.54	615	21.00	175	8.83	416	
168	VELEZ, LUIS	M	63	60-64	5	**1681**	7.96	364	37.28	403	23.34	335	16.68	117	9.60	462	
130	REID, DON L.	M	69	65-69	1	**1879**	10.33	505	24.92	228	30.20	468	23.38	207	9.75	471	
282	JANKOLA, ALFRED	M	68	65-69	2	**1623**	8.59	401	25.74	240	26.80	402	22.04	189	8.41	391	
254	DEW, ROBERT H.	M	69	65-69	3	**427**	6.00	249	7.84	8	14.42	170	S	0	S	0	
113	BOCK, CARL JR.	M	73	70-74	1	**1505**	8.50	396	23.54	209	26.94	405	23.00	202	6.76	293	

S: Scratched - did not complete event

#16 SHOTPUT

No	Name	Sex	Age	Div	Weight	Result	Pl	Record
228	DASH, JOAN B.	F	60	60-64	3.00 kg	7.50	1	
172	VOSBURGH, BETTY B.	F	61	60-64	3.00 kg	7.22	2	
198	CARMICHAEL, DOREEN	F	62	60-64	3.00 kg	6.62	3	
148	GOOD, SHARON E.	F	60	60-64	3.00 kg	5.53	4	
273	MCGARVEY, BOBBIE	F	64	60-64	3.00 kg	5.49	5	
199	HOLLAND, C. BERNICE	F	66	65-69	3.00 kg	8.61	1	
129	REID, JIMMIE L.	F	66	65-69	3.00 kg	6.28	2	
280	KLEINSCHMIDT, B. M.	F	71	70-74	3.00 kg	6.80	1	
296	FRIEDMAN, DIANE D.	F	71	70-74	3.00 kg	4.99	2	
136	JARVIS, BETTY M.	F	77	75-79	3.00 kg	5.48	1	M
281	GUNN, ROBERT J.	M	39	35-39	7.26 kg	12.23	1	
317	NORDT, CAL	M	42	40-44	7.26 kg	11.23	1	
209	WATSON, RICHARD B.	M	40	40-44	7.26 kg	9.77	2	
286	CLAYTON, LEMUEL B	M	46	45-49	7.26 kg	10.79	1	
256	CLIETTE, GEORGE E.	M	49	45-49	7.26 kg	7.52	2	
109	HARRINGTON, M.B.	M	52	50-54	6.00 kg	11.94	1	
126	VALLE, MIKE	M	52	50-54	6.00 kg	11.34	2	
142	MACDONALD, C.H.	M	50	50-54	6.00 kg	7.27	3	
191	SCUDIERI, PHILLIP F.	M	56	55-59	6.00 kg	11.24	1	M
165	GILLENWATER, LES M.	M	57	55-59	6.00 kg	8.69	2	
206	HORINE, LARRY E.	M	62	60-64	5.00 kg	13.71	1	M
125	OLSON, LEN T.	M	61	60-64	5.00 kg	12.97	2	
333	QUINN, REED G.	M	63	60-64	5.00 kg	11.89	3	
141	CARSTENSEN, PAY J.	M	61	60-64	5.00 kg	11.46	4	
150	GARRAHAN, WILLIAM	M	63	60-64	5.00 kg	11.32	5	
290	NEWTON, DARWIN R.	M	64	60-64	5.00 kg	10.02	6	
351	PATRICK, WILLIAM	M	63	60-64	5.00 kg	9.51	7	
110	VACHON, JOHN D.	M	62	60-64	5.00 kg	8.87	8	
203	MCDANIELS, RUSSELL	M	62	60-64	5.00 kg	8.24	9	
101	GILLCRIST, JAMES A.	M	65	65-69	5.00 kg	12.07	1	M
130	REID, DON L.	M	69	65-69	5.00 kg	10.33	2	
224	WAUGH, WILLIAM H.	M	67	65-69	5.00 kg	8.63	3	
282	JANKOLA, ALFRED	M	68	65-69	5.00 kg	8.59	4	
736	SNADEN, JOHN W.	M	67	65-69	5.00 kg	7.07	5	

(SHOTPUT Continued)

No	Name	Sex	Age	Div	Weight	Result	Pl	Record
187	SIMMONS, FLOYD	M	70	70-74	4.00 kg	11.86	1	M
226	PISTORINO, C. L. SR.	M	70	70-74	4.00 kg	11.06	2	
113	BOCK, CARL JR.	M	73	70-74	4.00 kg	8.88	3	
274	MCGARVEY, CHARLES	M	70	70-74	4.00 kg	8.81	4	
146	MCCARTHY, JOHN J.	M	71	70-74	4.00 kg	7.51	5	
319	JESUDASON, JOHN	M	74	70-74	4.00 kg	6.29	6	
184	COLON, FRANCISCO J.	M	76	75-79	4.00 kg	9.68	1	

#17 HAMMER

No	Name	Sex	Age	Div	Weight	Result	Pl	Record
313	BAVEL-GOLDBERG, E. E.	F	31	30-34	4.00 kg	28.54	1	M
199	HOLLAND, BERNICE	F	66	65-69	3.00 kg	22.70	*	M
129	REID, JIMMIE L.	F	66	65-69	3.00 kg	17.70	1	
136	JARVIS, BETTY M.	F	77	75-79	3.00 kg	15.84	1	
209	WATSON, MICHAEL B.	M	40	40-44	7.26 kg	20.86	1	
126	VALLE, MIKE	M	52	50-54	6.00 kg	37.40	1	
329	POSTIGLIONE, JOHN R.	M	50	50-54	6.00 kg	26.76	2	
320	TWOMEY, TIM J.	M	58	55-59	6.00 kg	37.80	1	
191	SCUDIERI, PHILLIP F.	M	56	55-59	6.00 kg	34.02	2	
141	CARSTENSEN, PAY J.	M	61	60-64	5.00 kg	40.04	1	M
125	OLSON, LEN T.	M	61	60-64	5.00 kg	39.86	2	
168	VELEZ, LUIS	M	63	60-64	5.00 kg	38.44	3	
312	BAVEL, ZAMIR	M	64	60-64	5.00 kg	38.08	4	
351	PATRICK, WILLIAM	M	63	60-64	5.00 kg	22.16	5	
110	VACHON, JOHN D.	M	62	60-64	5.00 kg	20.30	6	
130	REID, DON L.	M	69	65-69	5.00 kg	27.74	1	
282	JANKOLA, ALFRED	M	68	65-69	5.00 kg	25.74	2	
113	BOCK, CARL JR.	M	73	70-74	4.00 kg	23.53	1	
308	HOSACK, EVERETT W.	M	91	90-94	4.00 kg	11.62	1	M

* No place - included to show meet record achieved in weight pentathlon event

SECOND SOLE
The Athletic Shoe Experts

#18 DISCUS

No	Name	Sex	Age	Div	Weight	Result	Pl	Record
313	BAVEL-GOLDBERG, E. E.	F	31	30-34	1.00 kg	33.50	1	
198	CARMICHAEL, DOREEN	F	62	60-64	1.00 kg	17.46	1 Tie	
228	DASH, JOAN B.	F	60	60-64	1.00 kg	17.46	1 Tie	
273	MCGARVEY, BOBBIE	F	64	60-64	1.00 kg	13.52	3	
738	HORINE, MARY ELLEN	F	61	60-64	1.00 kg	12.44	4	
148	GOOD, SHARON E.	F	60	60-64	1.00 kg	12.12	5	
199	HOLLAND, C. BERNICE	F	66	65-69	1.00 kg	25.64	1	M
129	REID, JIMMIE L.	F	66	65-69	1.00 kg	15.94	2	
164	SULLIVAN, JOSEPHINE	F	68	65-69	1.00 kg	11.38	3	
280	KLEINSCHMIDT, B. M	F	71	70-74	1.00 kg	14.72	1	
136	JARVIS, BETTY M.	F	77	75-79	1.00 kg	15.96	1	
230	BARNETTE, TRACE	M	34	30-34	2.00 kg	35.20	1	
317	NORDT, CAL	M	42	40-44	2.00 kg	34.65	1	
209	WATSON, RICHARD B.	M	40	40-44	2.00 kg	29.64	2	
244	MALONE, PATRICK E.	M	43	40-44	2.00 kg	27.52	3	
252	ABBOTT, JOHN	M	48	45-49	2.00 kg	38.42	1	
286	CLAYTON, LEMUEL B	M	46	45-49	2.00 kg	30.30	2	
256	CLIETTE, GEORGE E.	M	49	45-49	2.00 kg	24.10	3	
109	HARRINGTON, M. B.	M	52	50-54	1.50 kg	45.16	1	
126	VALLE, MIKE	M	52	50-54	1.50 kg	36.98	2	
245	LANCASTER, WALTER	M	53	50-54	1.50 kg	28.18	3	
191	SCUDIERI, PHILLIP F.	M	56	55-59	1.50 kg	36.18	1	
165	GILLENWATER, LES M.	M	57	55-59	1.50 kg	26.96	2	
289	HAMILTON, RUSTY	M	57	55-59	1.50 kg	26.58	3	
125	OLSON, LEN T.	M	61	60-64	1.00 kg	45.04	1	
150	GARRAHAN, WILLIAM F.	M	63	60-64	1.00 kg	43.04	2	
333	QUINN, REED G.	M	63	60-64	1.00 kg	39.88	3	
206	HORINE, LARRY E.	M	62	60-64	1.00 kg	37.66	4	
351	PATRICK, WILLIAM	M	63	60-64	1.00 kg	37.54	5	
312	BAVEL, ZAMIR	M	64	60-64	1.00 kg	36.18	6	
290	NEWTON, DARWIN R.	M	64	60-64	1.00 kg	31.78	7	
110	VACHON, JOHN D.	M	62	60-64	1.00 kg	28.20	8	
101	GILLCRIST, JAMES A.	M	65	65-69	1.00 kg	40.28	1	M
130	REID, DON L.	M	69	65-69	1.00 kg	30.64	2	
326	SMITH, DENVER	M	67	65-69	1.00 kg	29.96	3	
163	BERGEN, WILLIAM H.	M	65	65-69	1.00 kg	27.08	4	
282	JANKOLA, ALFRED	M	68	65-69	1.00 kg	26.80	5	
224	WAUGH, WILLIAM H.	M	67	65-69	1.00 kg	24.50	6	
133	GREY, DONALD C.	M	65	65-69	1.00 kg	23.62	7	
294	DYKES, JIM W.	M	68	65-69	1.00 kg	22.98	8	
187	SIMMONS, FLOYD	M	70	70-74	1.00 kg	33.80	1	
146	MCCARTHY, JOHN J.	M	71	70-74	1.00 kg	31.24	2	
226	PISTORINO, C. L. SR.	M	70	70-74	1.00 kg	31.06	3	
113	BOCK, CARL JR.	M	73	70-74	1.00 kg	26.94	4	
274	MCGARVEY, CHARLES	M	70	70-74	1.00 kg	23.68	5	
184	COLON, FRANCISCO J.	M	76	75-79	1.00 kg	28.50	1	
314	HILLS, CLAUDE H.	M	80	80-84	1.00 kg	23.70	1	
308	HOSACK, EVERETTE	M	91	90-94	1.00 kg	12.04	1	M

#19 JAVELIN

No	Name	Sex	Age	Div	Weight	Result	Pl	Record
248	HARRISON, KATHY D.	F	27	25-29	600 g	26.64	1	M
311	BABI, DORY A.	F	40	40-44	600 g	7.20	1	
228	DASH, JOAN B.	F	60	60-64	400 g	22.24	1	
172	VOSBURGH, BETTY B.	F	61	60-64	400 g	21.54	2	
273	MCGARVEY, BOBBIE	F	64	60-64	400 g	12.66	3	
148	GOOD, SHARON E.	F	60	60-64	400 g	11.78	4	
199	HOLLAND, C. BERNICE	F	66	65-69	400 g	25.72	1	M
129	REID, JIMMIE L.	F	66	65-69	400 g	14.80	2	
164	SULLIVAN, JOSEPHINE	F	68	65-69	400 g	11.62	3	

(JAVELIN Continued)

No	Name	Sex	Age	Div	Weight	Result	Pl
280	KLEINSCHMIDT, B. M.	F	71	70-74	400 g	15.26	1
718	CONVEY, CARLA C.	F	73	70-74	400 g	12.74	2
136	JARVIS, BETTY M.	F	77	75-79	400 g	13.06	1
209	WATSON, RICHARD B.	M	40	40-44	800 g	42.58	1
244	MALONE, PATRICK E.	M	43	40-44	800 g	41.98	2
104	BAYLIES, JOHN C.	M	43	40-44	800 g	31.44	3
256	CLIETTE, GEORGE E.	M	49	45-49	800 g	27.44	1
245	LANCASTER, WALTER	M	53	50-54	800 g	32.24	1
142	MACDONALD, C.H.	M	50	50-54	800 g	24.48	2
191	SCUDIERI, PHILLIP F.	M	56	55-59	800 g	35.08	1
289	HAMILTON, RUSTY	M	57	55-59	800 g	27.80	2
165	GILLENWATER, LES M.	M	57	55-59	800 g	23.80	3
125	OLSON, LEN T.	M	61	60-64	600 g	37.32	1
206	HORINE, LARRY E.	M	62	60-64	600 g	36.64	2
141	CARSTENSEN, PAY J.	M	61	60-64	600 g	34.26	3
150	GARRAHAN, WILLIAM F.	M	63	60-64	600 g	32.04	4
333	QUINN, REED G.	M	63	60-64	600 g	30.40	5
110	VACHON, JOHN D.	M	62	60-64	600 g	27.10	6
351	PATRICK, WILLIAM	M	63	60-64	600 g	21.00	7
188	DAPRANO,WILLIAM L.	M	66	65-69	600 g	31.98	1
130	REID, DON L.	M	69	65-69	600 g	24.94	2
133	GREY, DONALD C.	M	65	65-69	600 g	24.46	3
282	JANKOLA, ALFRED	M	68	65-69	600 g	23.02	4
294	DYKES, JIM W.	M	68	65-69	600 g	21.42	5
187	SIMMONS, FLOYD	M	70	70-74	600 g	36.46	1	M
226	PISTORINO, C. L. SR.	M	70	70-74	600 g	32.10	2	
274	MCGARVEY, CHARLES	M	70	70-74	600 g	32.08	3	
146	MCCARTHY, JOHN J.	M	71	70-74	600 g	26.28	4	
113	BOCK, CARL JR.	M	73	70-74	600 g	23.00	5	
184	COLON, FRANCISCO J.	M	76	75-79	600 g	33.00	1	
102	ROBERSON, OSCAR E.	M	79	75-79	600 g	16.52	2	
179	COLEMAN, ALMAND R.	M	87	85-89	600 g	15.22	1	

#20 WEIGHT TOSS

No	Name	Sex	Age	Div	Weight	Result	Pl	Record
313	BAVEL-GOLDBERG, E.E.	F	31	30-34	20#	8.76	*	M
199	HOLLAND, BERNICE	F	66	65-69	16#	8.96	*	M
136	JARVIS, BETTY M.	F	77	75-79	16#	5.84	1	
281	GUNN, ROBERT J.	M	39	35-39	35#	10.25	1	
209	WATSON, RICHARD B.	M	40	40-44	35#	7.82	1	
286	CLAYTON, LEMUEL B	M	46	45-49	35#	10.20	1	
126	VALLE, MIKE	M	52	50-54	35#	9.56	1	
320	TWOMEY, TIM J.	M	58	55-59	35#	11.65	1	
191	SCUDIERI, PHILLIP F.	M	56	55-59	35#	9.64	2	
165	GILLENWATER, LES M.	M	57	55-59	35#	6.46	3	
125	OLSON, LEN T.	M	61	60-64	25#	13.80	1	M
141	CARSTENSEN, PAY J.	M	61	60-64	25#	12.89	2	
130	REID, DON L.	M	69	65-69	25#	9.75	1	
282	JANKOLA, ALFRED	M	68	65-69	25#	8.45	2	
113	BOCK, CARL JR.	M	73	70-74	25#	7.34	1	
308	HOSACK, EVERETT W.	M	91	90-94	25#	4.40	1	M

* No place - included to show meet record achieved in weight pentathlon event

Piedmont Litho Incorporated
Offset Printing - Graphic Design

#21 HEAVY WEIGHT

No	Name	Sex	Age	Div	Weight	Result	Pl	Record
281	GUNN, ROBERT J.	M	39	35-39	56#	6.22	1	
209	WATSON, MICHAEL B.	M	40	40-44	56#	4.21	1	
286	CLAYTON, LEMUEL B	M	46	45-49	56#	6.32	1	
126	VALLE, MIKE	M	52	50-54	56#	5.94	1	
320	TWOMEY, TIM J.	M	58	55-59	56#	7.17	1	
141	CARSTENSEN, PAY J.	M	61	60-64	56#	6.68	1	
125	OLSON, LEN T.	M	61	60-64	56#	5.54	2	
351	PATRICK, WILLIAM	M	63	60-64	56#	4.62	3	
282	JANKOLA, ALFRED*	M	68	65-69	56#	4.10 *4.06	1	

*Special Recognition for two throws over 4 m.

#22 POLEVAULT

No	Name	Sex	Age	Div	Result	Place	Record
233	MCDANIELS, LEONORE	F	65	65-69	1.74	1	**
263	DYE, JOHN	M	43	40-44	3.81	1	
209	WATSON, MICHAEL B.	M	40	40-44	2.74	2	
237	SCHUSTER, NEAL R.	M	45	45-49	2.29	1	
289	HAMILTON, RUSTY	M	57	55-59	2.44	1	
326	SMITH, DENVER	M	67	65-69	2.59	1	
133	GREY, DONALD C.	M	65	65-69	2.13	2	
314	HILLS, CLAUDE H.	M	80	80-84	1.63	1	

#23 LONG JUMP

No	Name	Sex	Age	Div	Result	Place	Record
231	KEA, ESSIE L.	F	55	55-59	3.66	1	M
172	VOSBURGH, BETTY B.	F	61	60-64	3.45	1	
233	MCDANIELS, LEONORE	F	65	65-69	3.51	1	M
164	SULLIVAN, JOSEPHINE Y.	F	68	65-69	3.12	2	
181	MATHIS, JAY	M	34	30-34	5.86	1	
230	BARNETTE, TRACE	M	34	30-34	5.66	2	
268	WITHERSPOON, KEITH	M	40	40-44	6.37	1	
270	MACK, JOE L.	M	42	40-44	5.59	2	
106	PARSONS, JAMES	M	43	40-44	5.17	3	
244	MALONE, PATRICK E.	M	43	40-44	4.87	4	
323	GRAF, BILL	M	44	40-44	3.47	5	
324	MURPHY, JAMES C.	M	45	45-49	4.42	1	
229	OBRIEN, BOB	M	53	50-54	5.05	1	
255	GILMORE, JACK	M	58	55-59	4.09	1	
108	YODER, GLEN	M	59	55-59	3.82	2	
137	STOOKEY, JAMES L.	M	62	60-64	5.10	1	
154	LANCE, JACK	M	62	60-64	3.92	2	
128	GRECO, LAWRENCE J.	M	64	60-64	3.54	3	
203	MCDANIELS, RUSSELL N.	M	62	60-64	3.14	4	
188	DAPRANO,WILLIAM L.	M	66	65-69	3.98	1	
183	HARRIS, OSCAR M.	M	69	65-69	3.89	2	
294	DYKES, JIM W.	M	68	65-69	3.70	3	
184	COLON, FRANCISCO J.	M	76	75-79	3.82	1	
102	ROBERSON, OSCAR E.	M	79	75-79	2.92	2	
314	HILLS, CLAUDE H.	M	80	80-84	3.20	1	M

HARRIS WHOLESALE, Inc.
The Home of Natural Light™

#24 HIGH JUMP

No	Name	Sex	Age	Div	Result	Place	Record
276	CATINO, YVONNE-LOUISE	F	29	25-29	1.30	1	M
231	KEA, ESSIE L.	F	55	55-59	1.20	1	M
172	VOSBURGH, BETTY B.	F	61	60-64	1.15	1	
233	MCDANIELS, LEONORE	F	65	65-69	1.23	1	*
164	SULLIVAN, JOSEPHINE Y.	F	68	65-69	0.95	2	
177	WILLIAMSON, MARK A.	M	35	35-39	2.00	1	M
279	HALL, JOHN E.	M	44	40-44	1.55	1	
244	MALONE, PATRICK E.	M	43	40-44	1.40	2	
209	WATSON, MICHAEL B.	M	40	40-44	1.25	3	
711	FRABLE, NORMAN B.	M	47	45-49	1.55	1	
324	MURPHY, JAMES C.	M	45	45-49	1.45	2	
256	CLIETTE, GEORGE E.	M	49	45-49	1.35	3	
196	MOORE, EDWARD T.	M	56	55-59	1.50	1	
108	YODER, GLEN	M	59	55-59	1.40	2	
293	MOORE, BOBBY H.	M	59	55-59	FTCH		
178	RICHARDS, MARK R.	M	62	60-64	1.20	1 Tie	
203	MCDANIELS, RUSSELL N.	M	62	60-64	1.20	1 Tie	
101	GILLCRIST, JAMES A.	M	65	65-69	1.60	1	M
163	BERGEN, WILLIAM H.	M	65	65-69	1.10	2	
140	KENNELL, TOM H.	M	72	70-74	1.10	1 Tie	
147	ALLEN, HARRY A.	M	71	70-74	1.10	1 Tie	
184	COLON, FRANCISCO J.	M	76	75-79	1.21	1	
314	HILLS, CLAUDE H.	M	80	80-84	1.16	1	M Tie

* Set Meet, and American and Wor'd Age Group Records.
FTCH - Failed to clear height

#25 TRIPLE JUMP

No	Name	Sex	Age	Div	Result	Place	Record
303	STEWART, MICHELLE	F	22	20-24	9.85	1	M
227	CARTY-SNYDER, LINDA	F	26	25-29	11.00	1	M
291	SETTLES, DONNA C.	F	43	40-44	8.39	1	
208	CARTER, ANN E.	F	51	50-54	7.34	1	
233	MCDANIELS, LEONORE	F	65	65-69	7.36	1	M, AAG
164	SULLIVAN, JOSEPHINE Y.	F	68	65-69	6.03	2	
222	HICKEY, JAMES C. III	M	22	20-24	11.74	1	M
261	WALTER, ROBERT L.	M	25	25-29	12.76	1	M
230	BARNETTE, TRACE	M	34	30-34	12.76	1	
268	WITHERSPOON, KEITH	M	40	40-44	14.09	1	M
323	GRAF, BILL	M	44	40-44	6.92	2	
324	MURPHY, JAMES C.	M	45	45-49	10.36	1	
306	CARTER, NATHANIEL	M	53	50-54	10.70	1	
126	VALLE, MIKE	M	52	50-54	9.44	2	
229	OBRIEN, BOB	M	53	50-54	9.18	3	
108	YODER, GLEN	M	59	55-59	8.28	1	
289	HAMILTON, RUSTY	M	57	55-59	8.15	2	
137	STOOKEY, JAMES L.	M	62	60-64	10.11	1	
154	LANCE, JACK	M	62	60-64	8.02	2	
203	MCDANIELS, RUSSELL N.	M	62	60-64	7.32	3	
326	SMITH, DENVER	M	67	65-69	9.61	1	
140	KENNELL, TOM H.	M	72	70-74	8.35	1	
314	HILLS, CLAUDE H.	M	80	80-84	6.12	1	

#26 20KM ROAD WALK - SPLIT TIMES

No	Name	Sex	Age	Result	Place	1	2	3	4	5	6	7	8	9	
748	CLAUSEN, CURT R.	M	25	1:29:54	1	8:44	17:32	26:25	35:17	44:11	53:09	1:02:20	1:11:31	1:20:48	
750	SALVAGE, JEFF	M	25	1:45:46	2	10:44	21:34	32:12	42:31	52:56	1:03:26	1:13:44	1:24:15	1:34:48	
711	FRABLE, NORMAN B.	M	47	1:51:51	3	10:42	21:22	32:07	42:56	53:54	1:05:00	1:16:12	1:27:49	1:39:35	
757	CAJKA, PAUL	M	36	1:54:32	4	11:18	22:59	34:18	47:39	56:53	1:08:17	1:19:56	1:31:37	1:43:08	
749	GASKILL, ALVIA	M	38	1:54:32	5	11:16	22:47	34:18	47:37	56:53	1:08:17	1:19:53	1:31:37	1:43:09	
702	FENIGSOHN, GEORGE	M	45	1:55:56	6	11:21	23:00	34:17	45:30	56:53	1:08:22	1:19:58	1:31:38	1:43:15	
710	DUFFNER, LEE R.	M	56	1:56:34	7	11:39	23:21	34:56	46:29	58:08	1:09:43	1:21:28	1:33:11	1:44:50	
725	ZDROJEWSKI, THOMAS E.	M	52	2:02:47	8	12:31	24:53	32:05	49:10	1:01:28	1:13:44	1:25:53	1:37:53	1:50:19	
746	BIGHAM, ERIC C.	M	46	2:04:48	9	12:28	24:45	36:45	48:50	1:03:38	1:15:37	1:27:47	1:40:22	1:52:37	
712	FRABLE, KATHY	F	47	2:05:22	10	12:37	24:57	37:09	49:19	1:01:42	1:14:12	1:26:55	1:39:57	1:52:59	
740	PARRISH, JERRY L.	M	43	2:07:46	11	12:54	25:42	38:28	51:13	1:04:06	1:17:04	1:29:44	1:42:38	1:55:30	
752	PEKAR, DONNA	F	37	2:08:09	12	13:30	26:30	39:10	51:49	1:04:39	1:17:26	1:30:09	1:42:45	1:55:30	
745	LITWINSKI, VICTOR N.	M	49	2:10:21	13	12:40	25:18	38:04	50:57	1:03:38	1:15:37	1:29:57	1:43:15	1:56:53	
731	ROGERS, JOE W.	M	61	2:15:05	14	13:02	27:13	39:28	52:49	1:06:15	1:19:48	1:33:33	1:47:34	2:01:23	
707	BRIGGS, ANDREW G.	M	61	2:15:28	15	13:31	27:14	40:51	54:32	1:08:30	1:22:07	1:35:35	1:49:04	2:02:18	
704	DICKER, LOIS C.	F	53	2:18:21	16	14:56	28:24	42:42	56:40	1:10:33	1:24:35	1:38:28	1:51:19	2:05:07	
722	WHITNEY, NANCY L.	F	57	2:19:51	17	14:54	28:25	42:37	56:38	1:10:31	1:24:36	1:38:29	1:52:13	2:06:05	
705	MARTIN, NAN M.	F	52	2:19:57	18	14:20	28:15	42:11	56:04	1:10:05	1:24:32	1:38:22	1:52:03	2:06:05	
730	ROGERS, DOLORES A.	F	56	2:20:04	19	13:52	27:29	41:12	54:59	1:09:01	1:22:52	1:36:57	1:51:18	2:03:38	
728	O'REILLY, WILLIAM M.	M	67	2:21:06	20	14:55	28:45	42:37	56:40	1:10:32	1:24:34	1:38:29	1:52:51	2:07:11	
720	NESLEY, PATRICIA	F	65	2:21:31	21	14:55	28:25	42:37	56:49	1:10:44	1:24:54	1:39:00	1:53:09	2:07:14	
753	GEYER, PAUL	M	73	2:23:23	22	13:55	27:42	41:18	55:55	1:09:54	1:24:13	1:38:21	1:52:38	2:07:50	
747	BAKER, BOBBY L.	M	50	2:24:38	23	13:27	27:11	40:45	54:28	1:08:25	1:22:47	1:37:25	1:52:39	2:08:23	
755	WILES, ROSEMARY	F	42	2:27:49	24	14:24	28:08	43:52	58:09	1:12:27	1:26:43	1:41:40	1:56:58	2:12:27	
729	CHANDROSS, RONALD J.	M	58	2:32:46	25	14:37	29:24	44:23	59:38	1:13:37	1:30:35	1:45:55	2:01:20	2:16:56	
719	LLOYD, E B	M	70	2:42:18	26	14:41	31:14	47:51	1:04:30	1:20:58	1:37:12	1:53:12	2:11:31	2:25:57	
736	SNADEN, JOHN W.	M	67	2:50:55	27	16:54	34:21	52:03	1:08:40	1:27:08	1:44:04	2:01:24	2:17:51	2:34:03	
754	FINK, DANNY	M	29		DQ	10:16	20:35	31:07	41:50	52:22	1:03:01	1:13:34	1:24:17	1:35:09	
713	SCHULTZE, ECKART	M	59		DQ	15:32	30:11	45:19	59:58	1:15:26	1:30:51	1:46:32	2:02:22	2:18:20	
715	SEEGER, EDWARD G.	M	77		DQ	15:15	30:18	45:24	1:00:25	1:16:33	1:32:07	1:47:46			

#26 ALEX ALMASY 20 KM ROAD WALK

No	Name	Sex	Age	Div	State	Result	Pl	Record
752	PEKAR, DONNA	F	37	35-39	SC	2:08:09	1	
755	WILES, ROSEMARY	F	42	40-44	TN	2:27:49	1	
712	FRABLE, KATHY	F	47	45-49	TX	2:05:22	1	M
704	DICKER, LOIS C.	F	53	50-54	MD	2:18:21	1	
705	MARTIN, NAN M.	F	52	50-54	GA	2:19:57	2	
722	WHITNEY, NANCY L.	F	57	55-59	MD	2:19:51	1	
730	ROGERS, DOLORES A.	F	56	55-59	GA	2:20:04	2	
720	NESLEY, PATRICIA	F	65	65-69	DC	2:21:31	1	M
748	CLAUSEN, CURT R.	M	25	25-29	NC	1:29:54	1	M
750	SALVAGE, JEFF	M	25	25-29	NJ	1:45:46	2	
754	FINK, DANNY	M	29	25-29	VA	DQ		
757	CAJKA, PAUL	M	36	35-39	VA	1:54:32	1	
749	GASKILL, ALVIA	M	38	35-39	NC	1:54:32	2	
740	PARRISH, JERRY L.	M	43	40-44	NC	2:07:46	1	
711	FRABLE, NORMAN B.	M	47	45-49	TX	1:51:51	1	
702	FENIGSOHN, GEORGE	M	45	45-49	VA	1:55:56	2	
746	BIGHAM, ERIC C.	M	46	45-49	NC	2:04:48	3	
745	LITWINSKI, VICTOR N.	M	49	45-49	VA	2:10:21	4	
725	ZDROJEWSKI, THOMAS	M	52	50-54	DE	2:02:47	1	
747	BAKER, BOBBY L.	M	50	50-54	TN	2:24:38	2	
710	DUFFNER, LEE R.	M	56	55-59	FL	1:56:34	1	
729	CHANDROSS, RONALD J.	M	58	55-59	VA	2:32:46	2	
713	SCHULTZE, ECKART	M	59	55-59	NC	DQ		
731	ROGERS, JOE W.	M	61	60-64	GA	2:15:05	1	
707	BRIGGS, ANDREW G.	M	61	60-64	NC	2:15:28	2	
728	O'REILLY, WILLIAM M.	M	67	65-69	MD	2:21:06	1	
736	SNADEN, JOHN W.	M	67	65-69	SC	2:50:55	2	
753	GEYER, PAUL	M	73	70-74	FL	2:23:23	1	
719	LLOYD, E B	M	70	70-74	NC	2:42:18	2	
715	SEEGER, EDWARD G.	M	77	75-79	VA	DQ		

II. RECORDS - Shown on the following pages are all Records by event set during this meet. The Meet Records have the general order of running events, field events and jumping events. The men's meet records are shown first and then the women's, with age divisions increasing from youngest to oldest in each listing.

MEN'S MEET RECORDS

MEN'S 100 M DASH

DIV	NAME	TIME	AGE	YR
20-24	MALONE, MARSHALL	11.26	24	1992
25-29	MERRICKS, LOUIS	10.84	26	1993
30-34	GIBSON, ARMAND V.	10.95	31	1982
35-39	WALTON, ALFONZO N.	11.05	35	1986
40-44	BELL, THADDEUS J.	10.90	43	1990
45-49	BELL, THADDEUS J.	11.53	45	1990
50-54	SCHULER, EDMUND	11.6h	50	1978
50-54	VALINTINE, RUDY	11.6h	52	1976
55-59	WILLIAMS, PAUL	12.21	55	1990
60-64	UBARRI, JOSE L.	12.51	60	1984
65-69	LAW, JIM	12.71	65	1991
70-74	WEINACHT, BILL	13.66	70	1987
75-79	WEINACHT, BILL	14.73	75	1992
80-84	FIKE, BYRON	16.59	80	1988

MEN'S 200 M DASH

DIV	NAME	TIME	AGE	YR
20-24	MALONE, MARSHALL	23.35	24	1992
25-29	MERRICKS, LOUIS	21.78	26	1993
30-34	MOON, JOHNNY JR	21.7h	34	1972
35-39	WALTON, ALFONZO N.	22.59	36	1987
40-44	BELL, THADDEUS J.	22.59	42	1987
45-49	RIDDICK, LLOYD N.	23.74	46	1981
50-54	DE JESUS, OVIDIO	23.88	52	1985
55-59	VALENTINE, RUDOLPH I.	25.37	59	1983
60-64	UBARRI, JOSE L.	25.19	60	1984
65-69	LAW, JIM	26.10	65	1991
70-74	WEINACHT, BILL	28.86	70	1987
75-79	WEINACHT, BILL	30.75	75	1992
80-84	BOAS, KONRAD	36.69	82	1986

MEN'S 400 M DASH

DIV	NAME	TIME	AGE	YR
25-29	ECKENRODE, JAMES	51.35	28	1991
30-34	MAXWELL, ROBERT W.	50.1h	31	1976
35-39	PENN, RALPH	49.93	35	1987
40-44	SANDERS, JOHN M.	51.7h	40	1978
45-49	COLBERT, LARRY	52.27	48	1985
55-59	COLBERT, LARRY	53.15	50	1987
55-59	COLBERT, LARRY	54.80	59	1993
60-64	VALENTINE, RUDOLPH I.	58.94	60	1984
65-69	LAW, JIM	59.39	65	1991
70-74	WEINACHT, BILL	1:06.11	71	1988
75-79	FIKE, BYRON	1:14.2h	75	1982
80-84	FIKE, BYRON	1:28.30	80	1988
85-89	BOAS, KONRAD	1:46.49	86	1989

MEN'S 80 M HURDLES - 30"

DIV	NAME	TIME	AGE	YR
70-74	MARTIN, JOSEPH	14.57	70	1991
75-79	TREI, KARL K. T.	16.81	78	1987
80-84	PITCHER, ARLING	21.48	83	1985

MEN'S 100 M HURDLES - 33"

DIV	NAME	TIME	AGE	YR
60-64	BRADBERRY, BUCK	16.24	63	1990
65-69	SMITH, DENVER	18.16	67	1993

MEN'S 100 M HURDLES - 36"

DIV	NAME	TIME	AGE	YR
50-54	MILLER, CHARLES	15.51	53	1991
55-59	ALBERTS, DOUGLAS	17.79	55	1992

MEN'S 110 M HURDLES - 36"

DIV	NAME	TIME	AGE	YR
50-54	MILLER, CHUCK	16.35	50	1988
55-59	PRATT, LAWRENCE SR.	17.55	55	1987

MEN'S 110 M HURDLES - 39"

DIV	NAME	TIME	AGE	YR
20-24	KING, MIKE	16.41	22	1991
25-29	MCGLONE, JOSEPH	15.8h	26	1990
30-34	NICHOLLS, JEFFERY K.	14.51	32	1986
35-39	KELLY, MICHAEL G.	14.95	35	1982
35-39	KELLY, MICHAEL G.	14.95	37	1984
40-44	ROBINSON, NATE	14.91	40	1992
45-49	DARLING, HENRY	16.40	45	1978
50-54	ELLIS, DAVE	16.35	53	1993
55-59	ALBERTS, DOUGLAS	17.79	56	1992

MEN'S 300 M HURDLES - 30"

DIV	NAME	TIME	AGE	YR
60-64	BRADBERRY, BUCK	50.06	63	1990
65-69	VALENTINE, RUDY	51.25	66	1990
70-74	MARTIN, JOSEPH	57.85	72	1993
75-79	GONZALEZ, GILBERTO	1:14.45	76	1990

MEN'S 400 M HURDLES - 30"

DIV	NAME	TIME	AGE	YR
60-64	VALENTINE, RUDY	1:06.37	61	1985
65-69	VALENTINE, RUDY	1:12.99	65	1989
70-74	DEACON, BUD	1:23.84	71	1982
75-79	MEYERS, H. RUSSELL	1:29.5h	77	1981

MEN'S 400 M HURDLES - 33"

DIV	NAME	TIME	AGE	YR
50-54	DE JESUS, OVIDIO	1:02.04	52	1985
55-59	GREENWOOD, JACK	1:05.39	59	1985

MEN'S 400 M HURDLES - 36"

DIV	NAME	TIME	AGE	YR
25-29	ECKENRODE, JAMES	56.11	28	1991
30-34	HAGAR, J. SCOTT	55.0h	32	1978
35-39	KELLY, MICHAEL G.	54.32	36	1983
40-44	WITHERSPOON, KEITH	1:00.10	40	1993
45-49	WALLACE, JAY	1:02.7h	49	1977

MEN'S 800 M RUN

DIV	NAME	TIME	AGE	YR
25-29	DINGLE, JESSE	2:01.22	28	1990
30-34	DAW, EDWARD A.	1:55.2h	34	1979
35-39	THOMAS, RAMSEY	1:57.82	37	1981
40-44	VAN DER WAL, HYLKE	2:01.1h	41	1979
45-49	MCDONALD, MAURICE	2:05.47	46	1989
50-54	BROWN, KELSEY T.	2:09.0h	51	1979
55-59	BROWN, KELSEY T.	2:14.18	56	1984
60-64	FEE, EARL	2:19.75	62	1991
65-69	FINGER, FRANK	2:27.71	67	1982
70-74	SPONSELLER, JAY	2:41.53	70	1988
75-79	BENHAM, ED	2:55.98	76	1984
80-84	FIKE, BYRON	4:26.67	80	1988
85-89	SPANGLER, PAUL	4:20.60	87	1986

MEN'S 1500 M RUN

DIV	NAME	TIME	AGE	YR
25-29	DINGLE, JESSE	4:13.86	28	1990
30-34	CARR, THOMAS N.	4:01.19	31	1980
35-39	SWENSEN, ALBIN W.	4:05.16	39	1986
40-44	DAW, EDWARD A.	4:10.63	40	1985
45-49	WOOD, GLYNN L.	4:16.6h	45	1979
50-54	HARRIS, EDWIN	4:27.31	50	1984
55-59	BROWN, KELSEY T.	4:43.22	56	1984
60-64	MESSENGER, ARCHIE A.	4:53.79	61	1984
65-69	MESSENGER, ARCHIE	5:16.25	65	1989
70-74	BREDENBECK, RICHARD	5:53.3h	72	1978
75-79	BENHAM, ED	5:50.26	75	1983
80-84	FIKE, BYRON	7:59.51	80	1988
85-89	SPANGLER, PAUL E.	7:44.79	85	1984

MEN'S 2000 M STEEPLECHASE

DIV	NAME	TIME	AGE	YR
60-64	MCCONNELL, WALT	9:32.2	61	1993
65-69	ANSPACH, ROLAND L.	9:29.0	67	1993
75-79	BOAL, BOB	11:33.3	78	1990
80-84	BOAL, BOB	12:42.4	81	1993

MEN'S 3000 M STEEPLECHASE

DIV	NAME	TIME	AGE	YR
30-34	EVERHART, ALVIN	9:43.5h	32	1988
35-39	FORRESTER, LARRY W.	9:49.4h	35	1986
40-44	HIGDON, HAL T.	10:07.5h	43	1975
45-49	FAXON, LEW R.	10:05.1h	45	1985
50-54	ANSPACH, ROLAND L.	11:38.3h	53	1979
55-59	CARMEN, KEN	11:36.00	55	1983
60-64	BOAL, BOB	12:33.2h	64	1976
65-69	BOAL, BOB	12:48.6h	66	1978
70-74	BOAL, BOB	14:09.85	70	1982

MEN'S 3000 M RUN

DIV	NAME	TIME	AGE	YR
30-34	LAMPERT, KEN	8:43.59	33	1987
35-39	JONES, WALLIE	8:56.3h	35	1983
40-44	DAW, EDWARD A.	9:02.0h	40	1985
45-49	FAXON, LEW R.	9:20.65	45	1985
50-54	HARRIS, EDWIN F.	9:46.1h	52	1986
55-59	VERNOSKY, GEORGE	10:05.97	55	1985
60-64	BENSON, DICK	11:15.68	63	1989
65-69	HANSEN, NORMAN N.	11:53.5h	65	1986
70-74	BOAL, ROBERT	12:20.7h	70	1982
75-79	BENHAM, ED	12:03.4h	75	1983
80-84	BENHAM, ED	13:09.48	81	1989
85-89	SPANGLER, PAUL E.	16:30.0h	85	1984

MEN'S 5000 M WALK

DIV	NAME	TIME	AGE	YR
30-34	WARBURTON, PAUL	24:05.6	32	1984
35-39	FUNKHOUSER, RAY	22:19.4	37	1988
40-44	ROMANSKY, DAVE L.	22:14.0	40	1978
45-49	ROOS, JAAN	23:27.7	47	1984
50-54	CORRALLO, SALVATORE	25:02.9	50	1981
55-59	MIMM, ROBERT F.	26:02.4	55	1980
60-64	GOULD, MAX	25:18.5	60	1978
65-69	MIMM, ROBERT F.	27:31.6	65	1990
70-74	GOULD, MAX	29:08.5	70	1988
75-79	PATTERSON, BILL	33:15.8	76	1992
80-84	FIKE, BYRON	35:38.1	80	1988
85-89	SPANGLER, PAUL E.	37:27.4	87	1986

MEN'S 5000 M RUN

DIV	NAME	TIME	AGE	YR
25-29	MCMAHON, MICHAEL	16:17.4	29	1990
30-34	WALMSLEY, ALEX	15:27.8	31	1983
35-39	SLOAN, IRELAND	15:21.1	39	1981
40-44	SLOAN, IRELAND	15:20.0	40	1982
45-49	VERNOSKY, GEORGE	16:04.6	48	1978
50-54	VERNOSKY, GEORGE	16:46.8	52	1982
55-59	SAPIENZA, ANTHONY B.	17:57.9	55	1984
60-64	WOODS, JOHN P.	19:39.2	61	1979
65-69	BENSON, DICK	19:57.0	65	1991
65-69	QUACKENBOS, MAX	20:39.0	68	1985
70-74	QUACKENBOS, MAX	21:06.8	70	1987
75-79	BENHAM, ED	21:22.6	75	1983
80-84	BENHAM, ED	23:26.7	82	1990
85-89	SPANGLER, PAUL	30:11.7	87	1986

CooperTools
The difference between work and workmanship

MEN'S 10 KM ROAD RACE

DIV	NAME	TIME	AGE	YR
OPEN	MYERS, ALAN R.	33:10.4	19	1982
20-24	LOVENDAHL, JOHN	34:27.0	22	1991
25-29	PUTMAN, ZEPH	35:15.0	27	1991
30-34	BACHELER, JACK	30:11.7	30	1974
35-39	BACHELER, JACK	31:27.2	38	1982
40-44	HALL, BILL	32:08.5	41	1982
45-49	FAXON, LEW R.	33:16.4	45	1985
50-54	VERNOSKY, GEORGE	34:18.2	52	1982
55-59	SAPIENZA, ANTHONY B.	36:11.6	55	1984
60-64	NIMMONS, RUDY	38:45.4	60	1981
65-69	ANSPACH, ROLAND	43:11.0	65	1991
70-74	BENHAM, ED W.	44:53.1	74	1982
75-79	BENHAM, ED W.	45:00.3	76	1984
80-84	BENHAM, ED W.	46:38.5	80	1988
85-89	SPANGLER, PAUL E.	58:49.1	85	1984

MEN'S 20 KM ROAD WALK

DIV	NAME	TIME	AGE	YR
OPEN	POMERANZ, YARIV	1:54:22.3	15	1991
20-24	CLAUSEN, CURT	1:33:46.6	23	1991
25-29	CLAUSEN, CURT	1:29.54.0	25	1993
30-34	BRIGGS, BOB	1:34:39.7	33	1990
35-39	FUNKHOUSER, RAY	1:37:30.3	35	1986
40-44	ROMANSKY, DAVE L.	1:36:48.0	40	1978
45-49	ROOS, JAAN	1:40:46.0	46	1983
50-54	CORRALLO, S.	1:44:57.0	52	1983
55-59	GREEN, MAX	1:46:42.6	58	1990
60-64	GOULD, MAX	1:50:39.0	60	1978
65-69	MIMM, ROBERT F.	1:55:59.2	65	1990
70-74	GOULD, MAX	2:04:51.0	70	1988
75-79	FAIRBANK, PAUL	2:28:42.8	79	1986
80-84	FAIRBANK, PAUL	2:37:45.0	81	1988

MEN'S 25 KM ROAD RACE

DIV	NAME	TIME	AGE	YR
OPEN	PUTNAM, ZEPSH	1:37:49.9	32	1986
30-34	THORNHILL, BILL	1:29:05.5	32	1986
35-39	HAYES, GARETH E.	1:29:14.4	36	1986
40-44	VANDENBROEK, DAVID	1:15:04.8	40	1982
45-49	VANDENBROEK, DAVID	1:37:23.6	45	1987
50-54	SNEED, CHARLES E.	1:55:00.9	53	1986
55-59	COOPER, FRANCIS L.	1:55:29.3	55	1986
60-64	RUSH, LARRY E.	1:57:49.9	62	1986
65-69	SATER, STAN L.	1:57:40.9	66	1986
70-74	PATTERSON, WILLIAM	2:50:28.7	70	1986
75-79	BENHAM, ED W.	2:01:30.0	78	1986

MEN'S PENTATHLON (AGE GRADED)

DIV	NAME	POINTS	AGE	YR
20-23	BEAUMIER, GRAIG N.	2281	23	1991
25-29	ECKENRODE, JAMES P.	3244	28	1991
30-34	RIDDLE, MICHAEL D.	3539	30	1979
35-39	KESTER, ROBERT	2813	36	1983
40-44	TOLSMA, BRANT C.	3209	41	1991
45-49	AYERS, DAVID E.	3006	49	1991
50-54	CARTER, NATHANIEL	2918	51	1991
55-59	GILMORE, JACK	2939	55	1990
60-64	BRADBERRY, BUCK	3459	64	1991
65-69	SMITH, DENVER L.	3509	65	1991
70-74	MORCOM, BOO	3142	70	1991
75-79	LIGHTFOOT, MILO	3468	76	1990
80-84	TREI, KARL	3056	80	1989

MEN'S PENTATHLON

DIV	NAME	POINTS	AGE	YR
25-29	RICHARDSON, GREG	2402	28	1992
35-39	BESHEARS, DAVID L.	2407	38	1992
40-44	GREEN, BOB	2209	44	1993
45-49	SCHUSTER, NEAL	1681	45	1993
50-54	AYERS, DAVID E.	2073	50	1992
55-59	GILMORE, JACK	1564	57	1992
60-64	MORRIS, KENNETH	1009	62	1992
65-69	SMITH, DENVER	1541	66	1992
70-74	MCCARTHY, JOHN J.	874	70	1992
75-79	COLON, FRANCISCO	1064	75	1992
80-84	HILLS, CLAUDE	617	80	1993

MEN'S WGHT PENTATHLON (AGE GRD)

DIV	NAME	POINTS	AGE	YR
30-34	WHITE, BARRY	3662	33	1984
35-39	HILL, EDWARD M.	3584	39	1982
40-44	HILL, EDWARD M.	3601	41	1984
45-49	BACKUS, BOB	3138	49	1976
50-54	OLSON, LEONARD T.	3181	51	1983
55-59	SCUDIERI, PHILIP	3377	58	1990
60-64	STONE, ROBERT K.	3156	61	1982
65-69	REID, DONALD, L.	3261	67	1991
70-74	MCDERMOTT, THOMAS	3825	72	1990
75-79	HUME, IAN	3583	75	1990
80-84	POWELL, GORDAN	2679	81	1991
85-89	WHITE, ALBERT	1239	86	1990

MEN'S WEIGHT PENTATHLON

DIV	NAME	POINTS	AGE	YR
30-34	RUSSO, ALBERT	2016	31	1992
35-39	BATY, JEFFREY	2862	38	1993
40-44	ROEHR, JOHN D.	2465	44	1992
45-49	CLAYTON, LEMUEL B.	1984	46	1993
50-54	VALLE, MIKE	2481	51	1992
55-59	TOMEY, TIM J.	2255	57	1992
60-64	OLSON, LEN	2919	61	1993
65-69	REID, DONALD L.	2103	68	1992
70-74	NORDGREN, GORDON	1805	73	1992
75-79	WOOD, JACK E.	1335	79	1992
80-84	POWELL, GORDON	1010	82	1992

MEN'S HAMMER - 7.26 KILOGRAM

DIV	NAME	DIST	AGE	YR
30-34	MILLER, THOMAS	53.04	30	1973
35-39	SOUDEK, ERNST P.	45.57	38	1978
40-44	HILL, EDWARD	49.19	40	1983
45-49	BACKUS, BOB	53.11	49	1976

MEN'S HAMMER - 6 KILOGRAM

DIV	NAME	DIST	AGE	YR
50-54	CHADBOURNE, JOSEPH H.	46.52	54	1986
55-59	TOMEY, TIM	38.60	57	1992

MEN'S HAMMER - 5 KILOGRAM

DIV	NAME	DIST	AGE	YR
60-64	CARSTENSEN, PAY	40.04	61	1993
65-69	REID, DONALD L.	35.26	66	1990

MEN'S HAMMER - 4 KILOGRAM

DIV	NAME	DIST	AGE	YR
70-74	MCDERMOTT, TOMAS	42.42	72	1990
75-79	FOWLER, NOLAN	32.72	76	1990
80-84	TICHMANIS, ARNOLDS A.	21.20	80	1986
85-89	BOAS, KONRAD	10.81	86	1989
90-94	HOSACK, EVERETT W.	11.62	91	1993

MEN'S SHOT PUT - 7.26 KILOGRAM

DIV	NAME	DIST	AGE	YR
20-24	HARR, JAMES	13.44	24	1991
30-34	MEDLIN, BOB	15.95	30	1985
35-39	BUCHMEULLER, MANFRED	17.68	38	1981
40-44	HILL, EDWARD M.	16.34	43	1986
45-49	FRAUNDORFER, CARLOS	13.86	45	1977

MEN'S SHOT PUT - 6 KILOGRAM

DIV	NAME	DIST	AGE	YR
50-54	OLSON, LEN T.	12.99	54	1986
55-59	SCUDIERI, PHILLIP	11.24	56	1993

MEN'S SHOT PUT - 5 KILOGRAM

DIV	NAME	DIST	AGE	YR
60-64	HORINE, LARRY	13.71	62	1993
65-69	GILCRIST, JAMES	12.07	65	1993

MEN'S SHOT PUT - 4 KILOGRAM

DIV	NAME	DIST	AGE	YR
70-74	SIMMONS, FLOYD	11.86	70	1993
75-79	GARTHUNE, WILLIAM M.	9.90	76	1985
80-84	TICMANIS, ARNOLDS A.	8.32	80	1986
85-89	HOSACK, EVERETT W.	5.90	85	1987

MENS' DISCUS - 2 KILOGRAM

DIV	NAME	DIST	AGE	YR
30-34	WHITE, BARRY	49.04	31	1982
35-39	SOUDEK, ERNST H.	49.30	38	1978
40-44	OERTER, AL	60.02	40	1977
45-49	PRATT, LARRY R.	44.86	46	1988

MEN'S DISCUS - 1.5 KILOGRAM

DIV	NAME	DIST	AGE	YR
50-54	OERTER, AL	56.18	52	1989
55-59	BRADY, PHIL	42.66	55	1989

MEN'S DISCUS - 1 KILOGRAM

DIV	NAME	DIST	AGE	YR
60-64	OLSON, LEN T.	45.70	60	1992
65-69	GILCRIST, JAMES A.	40.28	65	1993
70-74	GUGLIN, PETER	38.76	70	1986
75-79	PARTRIDGE, PHILIP H.	30.74	75	1986
80-84	DEGROOT, BURT	25.30	81	1988
85-89	HOSACK, EVERETT W.	18.68	85	1987
90-94	HOSACK, EVERETT W.	12.04	91	1993

MEN'S JAVELIN - 800 GRAM

DIV	NAME	DIST	AGE	YR
30-34	PIATEK, JOHN T.	64.74	32	1979
35-39	CONROY, BOB B.	60.70	35	1985
40-44	BUFFALOE, WILLIAM D.	64.38	42	1987
45-49	YOUNGS, ROBERT A.	58.86	45	1979
50-54	DUCKWORTH, WILLIAM H.	54.50	52	1987
55-59	DUCKWORTH, WILLIAM H.	53.60	55	1991

MEN'S JAVELIN - 600 GRAM

DIV	NAME	DIST	AGE	YR
60-64	SIMMONS, FLOYD	45.28	60	1983
65-69	SIMMONS, FLOYD	41.50	68	1991
70-74	SIMMONS, FLOYD	36.46	70	1993
75-79	COLON, FRANCISCO J.	33.64	75	1992
80-84	TREI, KARL T.	25.36	80	1989
85-89	COLEMAN, ALMAND	18.36	85	1991

MEN'S 56 POUND WEIGHT

DIV	NAME	DIST	AGE	YR
30-34	MILLER, THOMAS M.	11.85	30	1973
35-39	HOYT, PETER	10.47	35	1976
40-44	HILL, EDWARD M.	10.52	41	1984
45-49	BACKUS, BOB	12.27	49	1976
50-54	BACKUS, BOB	13.12	50	1977
55-59	BACKUS, BOB	10.37	56	1983
60-64	FOWLER, NOLAN	7.42	62	1976
65-69	FOWLER, NOLAN	6.28	65	1979
70-74	FOWLER, NOLAN	7.06	71	1985
75-79	FOWLER, NOLAN	5.52	75	1989
80-84	TICMANIS, ARNOLDS A.	4.46	80	1986

MEN'S 35 POUND WEIGHT

DIV	NAME	DIST	AGE	YR
30-34	MILLER, THOMAS	17.44	30	1973
35-39	HILL, EDWARD	15.78	39	1982
40-44	HILL, EDWARD	15.82	43	1986
45-49	BACKUS, BOB	17.72	49	1976
50-54	BLOOMFIELD	12.64	52	1992
55-59	BACKUS, BOB	15.80	56	1983

MEN'S 25 POUND WEIGHT

DIV	NAME	DIST	AGE	YR
60-64	OLSON, LEN	13.80	61	1993
65-69	SHAW, ELMER	12.68	67	1985
70-74	RICCIARDO, ARMANDO	7.90	71	1991
75-79	FOWLER, NOLAN	11.04	76	1990
80-84	POWELL, GORDAN	6.56	80	1990
85-89	WHITE, ALBERT	3.34	86	1990
90-91	HOSACK, EVERETTE	4.40	91	1993

MEN'S 16 POUND WEIGHT

DIV	NAME	DIST	AGE	YR
70-74	FOWLER, NOLAN	13.28	71	1985
75-79	PARTRIDGE, PHILIP H.	8.02	75	1986
80-84	TICMANIS, ARNOLDS A.	7.76	81	1987
85-89	HOSACK, EVERETT W.	4.38	85	1987

MEN'S LONG JUMP

DIV	NAME	DIST	AGE	YR
30-34	WITHERSPOON, KEITH W.	7.30	31	1984
35-39	HUGHRES, JEFFERY L.	6.76	36	1986
40-44	CHILTON, THOMAS L.	6.84	40	1978
45-49	ENDERS, RUDOLF A.	6.50	48	1980
50-54	MORCOM, RICHMOND	5.74	53	1975
55-59	MORCOM, RICHMOND	5.60	55	1977
60-64	MORCOM, BOO	5.14	61	1982
65-69	LUKENS, EDWIN	4.94	66	1978
70-74	GONZALEZ, GILBERTO	4.64	71	1985
75-79	COLON, FANCISCO J.	4.10	75	1992
80-84	HILLS, CLAUDE H.	3.02	80	1993

MEN'S TRIPLE JUMP

DIV	NAME	DIST	AGE	YR
20-24	HICKEY, JAMES	11.74	22	1993
25-29	WALTER, ROBERT	12.76	25	1993
30-34	WITHERSPOON, KEITH W.	14.64	31	1984
35-39	TATE, NORM	13.86	35	1977
40-44	WITHERSPOON, KEITH W.	14.09	40	1993
45-49	GRADEN, HENRY E.	12.78	45	1985
50-54	MULKEY, PHILLIP R.	11.22	51	1984
50-54	CARTER, NATHANIEL	11.30	50	1990
55-59	MORCOM, RICHMOND	10.76	55	1977
60-64	LUKENS, EDWIN W.	10.68	64	1986
65-69	LUKENS, EDWIN W.	10.22	66	1988
70-74	HUME, IAN	9.72	70	1985
75-79	TREI, KARL K.	7.88	76	1986
80-84	TREI, KARL K.	7.90	80	1989

MEN'S POLE VAULT

DIV	NAME	HGHT	AGE	YR
20-24	HASTY, ERIK	3.66	23	1991
30-34	STRODE, CHARLES	4.74	34	1984
35-39	STRODE, CHARLES	4.72	35	1985
40-44	NEUTZLING, ROBERT J.	4.42	42	1986
	STRODE, CHARLES	4.42	42	1992
45-49	JOHNSTON, JOE	4.26	46	1990
45-49	NEUTZLING, ROBERT	4.26	46	1990
50-54	MORCOM, RICHMOND	4.12	54	1976
55-59	MORCOM, RICHMOND	3.94	55	1977
60-64	MORCOM, BOO	3.64	62	1983
65-69	MORCOM, BOO	3.52	65	1986
70-74	BURHO, SHERMAN	2.74	70	1981
75-79	HUME, IAN	2.12	75	1990
80-84	PITCHER, A. E.	1.68	83	1985

MEN'S HIGH JUMP

DIV	NAME	HGHT	AGE	YR
25-29	MCGLONE, JOSEPH	1.92	26	1990
30-34	WILLIAMSON, MARK	2.10	31	1989
35-39	WILLIAMSON, MARK	2.00	35	1993
40-44	GIBSON, MAMON	1.78	40	1982
45-49	DORSEY, PAUL	1.78	45	1984
50-54	LANGENFELD, TOM	1.68	50	1986
55-59	MORCOM, RICHMOND	1.60	55	1977
60-64	MORCOM, RICHMOND	1.46	62	1983
65-69	GILCHRIST, JAMES A.	1.60	65	1993
70-74	HUME, IAN	1.40	70	1985
75-79	HUME, IAN	1.30	75	1990
80-84	PITCHER, A. E.	1.16	80	1982
	HILLS, CLAUDE	1.16	80	1992
85-89	HOSACK, EVERETT W.	1.00	85	1987

WOMEN'S MEET RECORDS

WOMEN'S 100 M DASH

DIV	NAME	TIME	AGE	YR
20-24	STEWART, MICHELLE	13.52	22	1993
25-29	CARTY-SNYDER, LINDA	13.13	26	1993
30-34	RASCHKER, PHIL	12.54	34	1981
35-39	RASCHKER, PHIL	12.1h	35	1982
40-44	RASCHKER, PHIL	12.53	41	1988
45-49	MITCHELL, MARILYN	13.83	45	1988
50-54	MACDONALD, JOY	15.15	51	1992
55-59	CARMICHAEL, DOREEN	15.69	57	1988
55-59	VOSBURGH, BETTY	15.69	58	1990
60-64	VOSBURGH, BETTY	15.84	61	1993
65-69	CLARKE, POLLY R.	16.04	67	1978
70-74	MERI, ELGA	18.58	71	1992
75-79	HICKS, BURNIS	22.93	76	1989
80-84	SALISBURY, MARILLA	33.30	81	1989

WOMEN'S 200 M DASH

DIV	NAME	TIME	AGE	YR
25-29	HARRISON, KATHY	25.68	27	1993
30-34	RASCHKER, PHIL	25.69	34	1981
35-39	RASCHKER, PHIL	25.48	37	1984
40-44	RASCHKER, PHIL	25.8h	41	1988
45-49	MITCHELL, MARILYN	27.9h	46	1988
50-54	MACDONALD, JOY	31.01	51	1992
55-59	REARDON, FLORENCE M.	30.63	58	1984
60-64	VOSBURGH, BETTY B.	33.26	61	1993
65-69	PETERSON, PATRICIA	35.28	65	1991
70-74	MEI, ELLA EM	39.3h	71	1992
75-79	HICKS, BURNIS	52.51	76	1989
80-84	SALISBURY, MARILLA	1:43.36	81	1989

WOMEN'S 400 M DASH

DIV	NAME	TIME	AGE	YR
25-29	DRAKE, CHRIS	1:05.73	27	1992
30-34	RASCHKER, PHIL	58.6h	34	1981
35-39	RASCHKER, PHIL	57.9h	36	1983
40-44	SETTLES, DONNA	1:02.6h	43	1993
45-49	MCKENZIE, CHRIS	1:06.9h	48	1980
50-54	BOURN, RACHEL M.	1:14.1h	50	1980
55-59	VOSBURGH, BETTY B.	1:15.06	58	1991
60-64	VOSBURGH, BETTY B.	1:15.69	61	1993
65-69	CLARKE, POLLY R.	1:29.4h	67	1978
70-74	HAGERTY, MARGARET	1:49.10	71	1993
75-79	HICKS, BURNIS	2:08.94	76	1989
80-84	SALISBURY, MARILLA	3:36.34	81	1989

WOMEN'S 800 M RUN

DIV	NAME	TIME	AGE	YR
25-29	MILLER, PATRICIA	2:33.90	25	1990
30-34	HOULTON, SUSAN	2:25.36	34	1982
35-39	CLARK, SKIPPER	2:31.41	36	1984
40-44	KENNEDY, PATRICIA A.	3:05.78	40	1986
45-49	MOORE, ANNA	2:55.75	46	1991
50-54	KLUTTZ, SUSIE M.	2:54.68	50	1987
55-59	BELL, NANCY T.	3:10.0h	55	1985
60-64	CARRIER, RUTH	3:08.81	62	1993
65-69	BRECHBUEHL, DORLY D.	3:31.85	66	1991
70-74	MARTIN, LOUISE	4:18.06	73	1990
80-84	SALISBURY, MARILLA	8:05.12	81	1989

WOMEN'S 400 M HURDLES - 30"

DIV	NAME	TIME	AGE	YR
40-44	CLARK, SKIPPER	1:19.75	42	1990

WOMEN'S 300 M HURDLES - 30"

DIV	NAME	TIME	AGE	YR
50-54	CARTER, ANN	1:08.33	51	1993
55-59	VOSBURGH, BETTY	59.82	59	1991
60-64	CARRIER, RUTH M.	1:07.57	62	1993
65-69	MDCANIELS, LEONORE	1:10.54	65	1993

WOMEN'S 100 M HURDLES - 33"

DIV	NAME	TIME	AGE	YR
25-29	SMITH, CHRISTINA	17.85	26	1990

WOMEN'S 80 M HURDLES - 30"

DIV	NAME	TIME	AGE	YR
40-44	RASCHKER, PHIL	12.31	41	1988
45-49	HEMMING, J. GEAN	16.86	48	1991
50-54	CARTER, ANN	18.56	50	1992
55-59	VOSBURGH, BETTY B.	17.89	59	1991
60-64	MCDANIELS, LEONORE	19.65	64	1992
65-69	MCDANIELS, LEONORE	19.47	65	1993

WOMEN'S 1500 M RUN

DIV	NAME	TIME	AGE	YR
25-29	MILLER, PATRICIA	5:27.36	25	1990
30-34	WINKLER, MARTHA J.	5:03.00	30	1984
35-39	MOORE, ANNA	5:27.90	39	1984
40-44	UPTON, LINDA M.	5:13.47	42	1986
45-49	KLOPFER, MARTHA S.	5:12.7h	45	1981
50-54	KLOPFER, MARTHA S.	5:26.92	50	1986
55-59	BUTCHER, GRACE	6:09.81	55	1989
60-64	BRECHBUEL, DORLY	6:48.59	63	1988
65-69	BRECHBUEL, DORLY	7:05.96	66	1991
70-74	MARTIN, LOUISE	8:27.22	73	1990
80-84	SALISBURY, MARILLA	14:18.78	81	1989

WOMEN'S 3000 M RUN

DIV	NAME	TIME	AGE	YR
25-29	DINGLE, LYNN	11:42.89	26	1990
30-34	LEMPESIS, CATHERINE	11:06.3h	31	1983
35-39	MOORE, ANNA	11:19.8h	38	1983
40-44	MOORE, ANNA	11:26.72	43	1988
45-49	KLOPFER, MARTHA A.	11:40.0h	48	1984
50-54	KLOPFER, MARTHA	11:26.1h	50	1986
55-59	RUSH, ANNA	15:28.79	59	1988
60-64	BRECHBUEL, DORLY	14:43.27	63	1988
65-69	BRECHBUEHL, DORLY	14:53.89	67	1992
70-74	WARNKE, SIS	17:56.98	70	1988

WOMEN'S 5000 M RUN

DIV	NAME	TIME	AGE	YR
35-39	MOORE, ANNA	19:37.3	39	1984
40-44	MOORE, ANNA	19:39.3	43	1988
45-49	MOORE, ANNA	21:17.5	45	1990
50-54	KLUTTZ, SUSIE M.	20:34.2	51	1988
55-59	ILLE, EILEEN A.	28:09.0	59	1985
60-64	MCCONNELL, ISABELLE	32:21.0	60	1993
65-69	HAGERTY, MARGARET	33:07.8	66	1989
70-74	MARTIN, LOUISE	30:40.3	73	1990

WOMEN'S 5000 M WALK

DIV	NAME	TIME	AGE	YR
30-34	DANEAU, MICHELINE M.	25:27.1	31	1992
35-39	MARSHALL, ELLEN	27:32.6	35	1992
40-44	GLODSTON, JUDITH	29:46.4	43	1993
45-49	STANSFIELD, SUZANNE	28:47.6	46	1992
50-54	SMITH, SHEILA	30:11.7	54	1990
55-59	RUSH, ANNA N.	31:14.2	57	1986
60-64	NESLEY, PATRICIA M.	33:22.7	64	1992
65-69	NESLEY, PATRICIA M.	33:45.0	65	1993
70-74	MILLER, ELEANOR	35:21.4	74	1989

WOMEN'S 10 KM ROAD RACE

DIV	NAME	TIME	AGE	YR
20-24	BRIGGS, MARY	44:53.0	22	1991
25-29	WATSON, BRENDA	43:46.9	27	1992
30-34	WINKLER, MARTHA J.	38:29.8	30	1984
35-39	KLOPFER, MARTHA	41:04.0	39	1975
40-44	EDDY, JUDY F.	36:20.0	41	1982
45-49	MOORE, ANNA	43:55.0	46	1991
50-54	CARRIER, RUTH M.	45:33.5	53	1984
55-59	BELL, NANCY T.	46:45.9	55	1985
60-64	NORDSTRUM, JANE	53:56.7	61	1982
65-69	HAGERTY, MARGARET	72:53.6	66	1989
70-74	MARTIN, LOUISE	66:51.0	74	1991

WOMEN'S 20 KM ROAD WALK

DIV	NAME	TIME	AGE	YR
OPEN	WILLIAMS, MALISSA	2:33.00.0	11	1992
25-29	SHARP, WENDY	1:44:24.7	28	1990
30-34	DANEAU, MICHELINE	1:51.46.4	31	1992
35-39	MARSHALL, ELLEN	2:01.05.7	35	1992
40-44	STEIN, LINDA	2:09:28.1	43	1991
45-49	FRABLE, KATHY	2:05.22.0	47	1993
50-54	SMITH, SHIELA	2:07:39.2	53	1989
55-59	SMITH, SHIELA	2:06:53.3	55	1991
60-64	HENRY, MARIE	2:30:25.8	60	1984
65-69	NESLEY, PATRICIA	2:21.31.0	65	1993

WOMEN'S PENTATHLON

DIV	NAME	PTS	AGE	YR
20-24	STEWART, MICHELLE	1504	22	1993
25-29	HARRISON, KATHY	3113	27	1993

WOMEN'S PENTATHLON (AGE GRADED)

DIV	NAME	PTS	AGE	YR
35-39	PIERCE, M. K.	1228	37	1985
45-49	HEMMING, GEAN	1798	47	1990
55-59	VOSBURGH, BETTY	3242	59	1991

WOMEN'S PENTATHLON (MEN'S EVENTS)

DIV	NAME	PTS	AGE	YR
20-24	STEWART, MICHELLE	1709	21	1992
60-64	MCDANIELS, LEONORE	851	64	1992

WOMEN'S WEIGHT PENTATHLON (AGE GRADED)

DIV	NAME	PTS	AGE	YR
40-44	CLARK, SKIPPER	1820	42	1990
45-49	ROTHROCK, LAURIE	1663	47	1990

WOMEN'S WEIGHT PENTATHLON

DIV	NAME	PTS	AGE	YR
30-34	BAVEL-GOLDBERG, ELENA	2144	31	1993
60-64	VOSBURGH, BETTY	1331	60	1992
65-69	HOLLAND, BERNICE	2006	66	1993
75-79	JARVIS, BETTY	1144	76	1992

WOMEN'S HAMMER - 4 KILOGRAM

DIV	NAME	DIST	AGE	YR
30-34	BAVEL-GOLDBERG, ELANA	28.54	31	1993
40-44	BLOOMFIELD, BRENDA H.	22.28	44	1986
45-49	BLOOMFIELD, BRENDA H.	30.04	48	1990

WOMEN'S HAMMER - 3 KILOGRAM

DIV	NAME	DIST	AGE	YR
50-54	BLOOMFIELD, BRENDA	30.16	50	1992
60-64	REID, JIMMIE	16.66	64	1991
65-69	HOLLAND, BERNICE	22.70	66	1993
75-79	JARVIS, BETTY M.	17.80	76	1992

WOMEN'S 20 POUND WEIGHT

DIV	NAME	DIST	AGE	YR
30-34	BAVEL-GOLDBERG, ELENA	8.76	31	1993
40-44	BLOOMFIELD, BRENDA	10.13	47	1989
45-49	BLOOMFIELD, BRENDA	8.56	49	1991
60-64	THOMPSON, MARY	7.01	60	1989
65-69	MERI, ELGA	6.28	68	1989

WOMEN'S 16 POUND WEIGHT

DIV	NAME	DIST	AGE	YR
50-54	BLOOMFIELD, BRENDA	10.48	50	1992
55-59	DASH, JOAN	8.03	58	1991
65-69	HOLLAND, BERNICE	8.96	66	1993
75-79	JARVIS, BETTY	6.22	76	1992

WOMEN'S SHOT PUT - 4 KILOGRAM

DIV	NAME	DIST	AGE	YR
30-34	FRIEDRICH, BARBARA	11.49	33	1982
35-39	PIERCE, M. K.	9.55	39	1987
40-44	PIERCE, M. K.	9.22	40	1988
45-49	CIRULNICK, ANNE	8.77	48	1983

WOMEN'S SHOT PUT - 3 KILOGRAM

DIV	NAME	DIST	AGE	YR
50-54	DASH, JOAN B.	9.32	51	1984
55-59	HOLLAND, BERNICE	9.37	56	1983
60-64	HOLLAND, BERNICE	9.28	63	1990
65-69	HOLLAND, BERNICE	8.70	65	1992
70-74	BOWERMASTER, MARY	7.60	70	1988
75-79	JARVIS, BETTY	5.48	77	1993

WOMEN'S DISCUS - 1 KILOGRAM

DIV	NAME	DIST	AGE	YR
30-34	GOLDBERG, ELANA	33.84	30	1992
35-39	PIERCE, M. K.	28.50	37	1985
40-44	PIERCE, M. K.	26.70	40	1988
45-49	CIRULNICK, ANNE	21.60	48	1983
50-54	DASH, JOAN B.	22.28	54	1987
55-59	HOLLAND, BERNICE	28.34	59	1986
60-64	HOLLAND, BERNICE	28.20	60	1987
65-69	HOLLAND, BERNICE	25.72	66	1993
70-74	MERI, ELGA	20.64	71	1992
75-79	JARVIS, BETTY	16.88	76	1992

WOMEN'S JAVELIN - 600 GRAM

DIV	NAME	DIST	AGE	YR
25-29	HARRISON, KATHY	25.64	27	1993
30-34	FRIEDRICH, BARBARA	48.62	33	1982
35-39	PIERCE, M. K.	28.16	37	1985
40-44	PIERCE, M. K.	28.10	40	1988
45-49	HEMMING, J. GEAN	23.50	48	1991

WOMEN'S JAVELIN - 400 GRAM

DIV	NAME	DIST	AGE	YR
50-54	DASH, JOAN B.	26.74	51	1984
55-59	HOLLAND, BERNICE	28.14	59	1986
60-64	HOLLAND, BERNICE	26.16	60	1987
65-69	HOLLAND, BERNICE	25.16	65	1992
70-74	MERI, ELGA	24.24	71	1992
75-79	JARVIS, BETTY	13.36	76	1992

WOMEN'S LONG JUMP

DIV	NAME	DIST	AGE	YR
30-34	SHANK, SUSAN C.	4.80	31	1986
35-39	RASCHKER, PHIL	5.46	38	1985
40-44	RASCHKER, PHIL	5.70	40	1987
45-49	SMITH, SHIRLEY	3.94	47	1982
45-49	HEMMING, GEAN	3.94	47	1990
50-54	VANDERVLEUTEN, ANNE	3.72	52	1988
55-59	KEA, ESSIE	3.66	55	1993
60-64	MCDANIELS, LEONORE	4.14	64	1992
65-69	MCDANIELS, LEONORE	3.51	65	1993
70-74	BOWERMASTER, MARY	3.40	70	1988
75-79	HICKS, BURNIS	2.16	76	1989

WOMEN'S TRIPLE JUMP

DIV	NAME	DIST	AGE	YR
20-24	STEWART, MICHELLE	9.85	22	1993
25-29	CARTY-SNYDER, LINDA	11.00	26	1993
30-34	ENGLISH, JAMI E.	9.06	31	1982
35-39	RASCHKER, PHIL	11.20	36	1983
40-44	RASCHKER, PHIL	10.58	40	1987
45-49	CARTER, ANN	7.77	49	1991
50-54	CARTER, ANN	7.42	50	1992
55-59	COHEN, BEVERLY	4.42	55	1985
60-64	MCDANIELS, LEONORE	7.72	63	1991
65-69	MCDANIELS, LEONORE	7.36	65	1993
70-74	OUTON, DELLA	3.43	72	1983

WOMEN'S POLE VAULT

DIV	NAME	HGHT	AGE	YR
40-44	RASCHKER, PHIL	2.44	41	1988
65-69	MCDANIELS, LEONORE	1.74	65	1993

WOMEN'S HIGH JUMP

DIV	NAME	HGHT	AGE	YR
25-29	CATINO, YVONNE-LOUISE	1.30	29	1993
30-34	CLARK, SKIPPER	1.46	34	1982
35-39	RASCHKER, PHIL	1.60	37	1984
40-44	RASCHKER, PHIL	1.56	41	1989
45-49	KEA, ESSIE L.	1.30	47	1985
45-49	KEA, ESSIE L.	1.30	49	1987
45-49	HEMMING, GEAN	1.30	48	1991
50-54	KEA, ESSIE L.	1.20	50	1988
55-59	KEA, ESSIE L.	1.20	55	1993
60-64	MCDANIELS, LEONORE	1.24	64	1992
65-69	MCDANIELS, LEONORE	1.23	65	1993
70-74	BOWERMASTER, MARY	1.06	70	1988

AGE-GROUP RECORDS SET AT 1993 MEET

AGE	PERF	NAME	STATE	BIRTHDAY	EVENT	TYPE
61	1:15.69	VOSBURGH, BETTY	GA	07/04/31	400 M	AM
65	1.74	MCDANIELS, LEONORE	VA	03/06/28	POLE VAULT	AM/W
65	1.23	MCDANIELS, LEONORE	VA	03/06/28	HIGH JUMP	AM/W
65	19.47	MCDANIELS, LEONORE	VA	03/06/28	80 M 30" HURDLES	AM
65	1:10.54	MCDANIELS, LEONORE	VA	03/06/28	300 M 30" HURDLES	AM
65	7.36	MCDANIELS, LEONORE	VA	03/06/28	TRIPLE JUMP	AM
81	12:42.4h	BOAL, ROBERT	NC	03/24/12	STEEPLECHASE	AM/W

III. AWARDS -

ED BARRON AWARD

An annual award
presented through the generosity of Al Guttag,
to an individual who has made outstanding contributions
to the advancement of Masters Athletics.

In Memory of Ed Barron, 1924-1979,
a tireless worker in planning, organizing, publicizing and operating Masters Track and Road Racing in the Washington, D.C. area.
Ed died after a long battle with cancer, but even during his struggle, he continued to be a leader in promoting and participating in Masters Athletics.
This award is intended for those who exemplify Ed's best qualities.

This year's recipient is **Betty Vosburgh** from Atlanta, GA. Betty is one of this meet's most ardent participants, and epitomizes the greatness of masters athletics. This 61 year old dynamo began jogging about two decades ago, but soon branched out into other events, and now competes in the 100 m, 200 m and 400 m dashes, the 80 m and 300 m hurdles, the shotput and javelin throws, the long jump and high jump, and the heptathlon and weigh pentathlon. Betty holds eight U.S. Age Group records (including a pending record this year in the 400 m dash), and two World Age Group records. Betty first entered this meet in 1990, and in just four short years set 8 meet records in the three sprints, two hurdle events and the weight pentathlon (this year she set new age division meet records in the 100 m and 400 m). It is an honor to give Betty this award.

NOLAN FOWLER AWARD

An annual award
presented through the generosity of Nolan Fowler,
long time master's athlete, heavy weight and hammer thrower extraordinare,
and special friend of Southeastern Masters,
to the Hammer thrower in this meet
who has the highest age-adjusted score.

This year's recipient is 64 year old **Zamir Bavel**, who came all the way from Lawrence Kansas to compete in this meet. He won a very close contest, with an age-adjusted score of 52.66 m, where the difference between the top four finishers was no more than 0.64 m. Congratulations, and we look forward to seeing you next year for another outstanding competition.

Mission Valley Inn
Headquarters for sports enthusiasts!